



# LIZ Bulletin

Week 41

DFS Situation and Information Centre

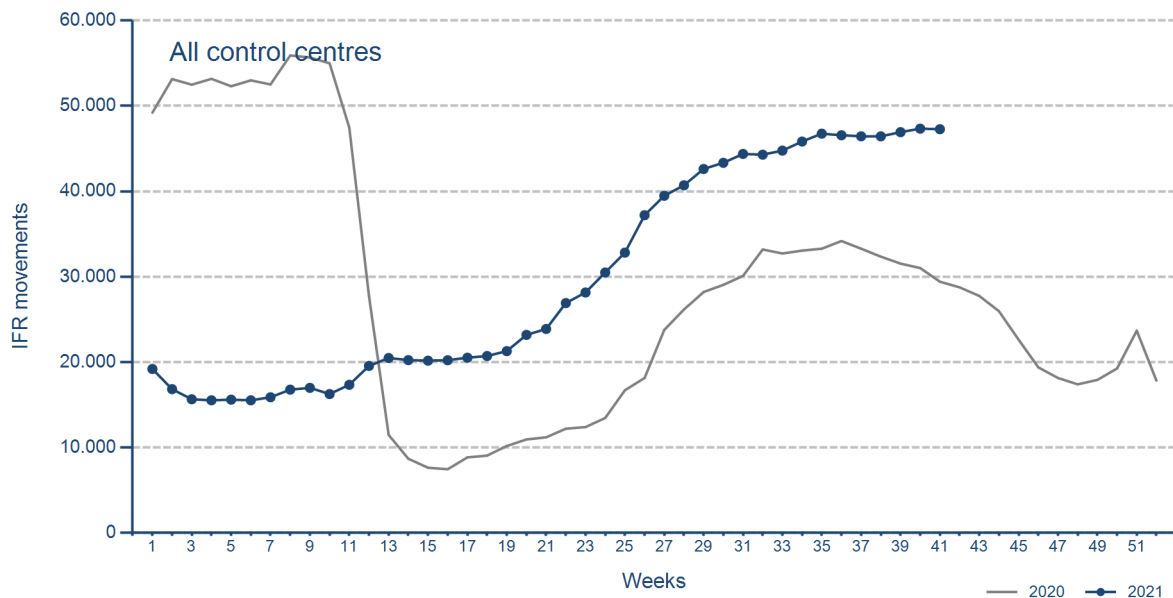
11 OCT 2021 - 17 OCT 2021

Version 20.10.2021

## IFR flights in the Federal Republic of Germany

IFR movements (entries, exits, overflights and domestics) in all control sectors with a German designator.

	2021	2020	Trend
<b>Week 41</b>	47.272	29.408	60,7%
<b>Cumulated Weeks</b>	1.220.165	1.226.869	-0,5%

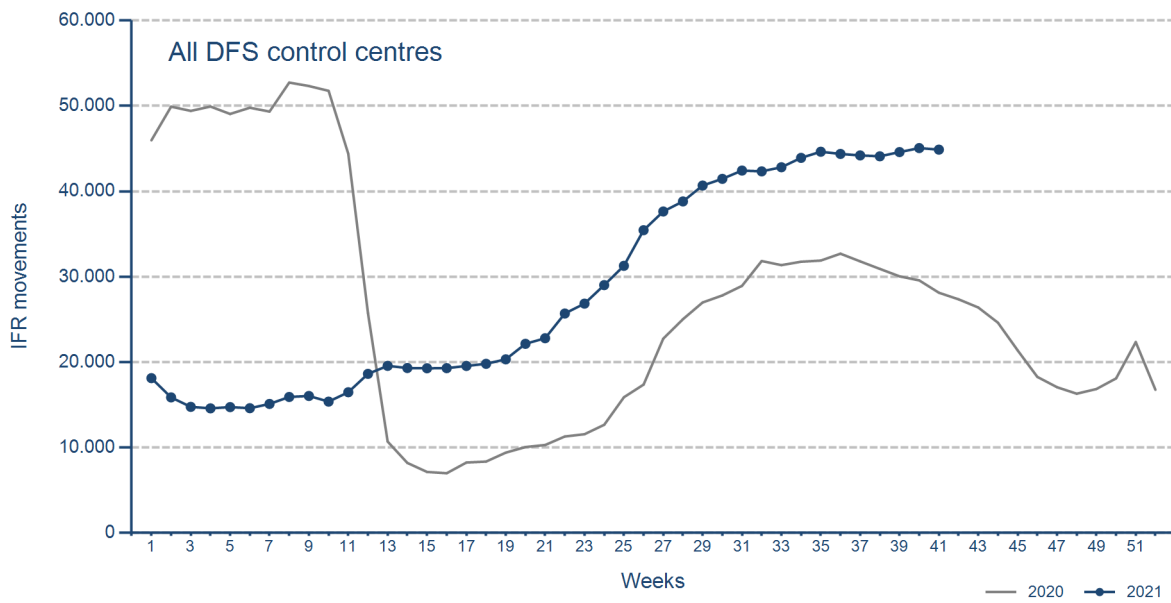


Please note: This count covers the traffic in the area build by all control sectors with a German designator („ED“), regardless of the service provider, including civil and military traffic in sectors controlled by DFS and Maastricht UAC (Maastricht-Hannover sectors). The area counted is composed of modular control sectors designed for ATC purposes with partly cross border structures and is therefore not identical to the political border of the Federal Republic of Germany or the national Flight Information Region (FIR).

## IFR flights controlled by DFS

IFR movements (entries, exits, overflights and domestics) in control sectors controlled by DFS.

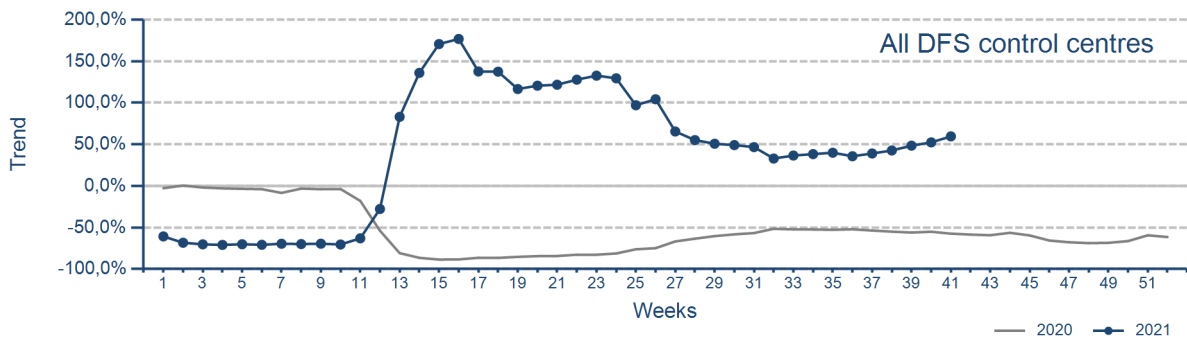
	2021	2020	Trend
<b>Week 41</b>	44.879	28.115	59,6%
<b>Cumulated Weeks</b>	1.162.088	1.159.532	0,2%



Please note: This count covers the traffic in the area built by control sectors of DFS control centres, including civil and military traffic. Traffic in Maastricht UAC (Maastricht-Hannover sectors) is not counted.

## IFR flights controlled by DFS - trend

Trend in the number of IFR movements (entries, exits, overflights and domestics) in control sectors controlled by DFS.

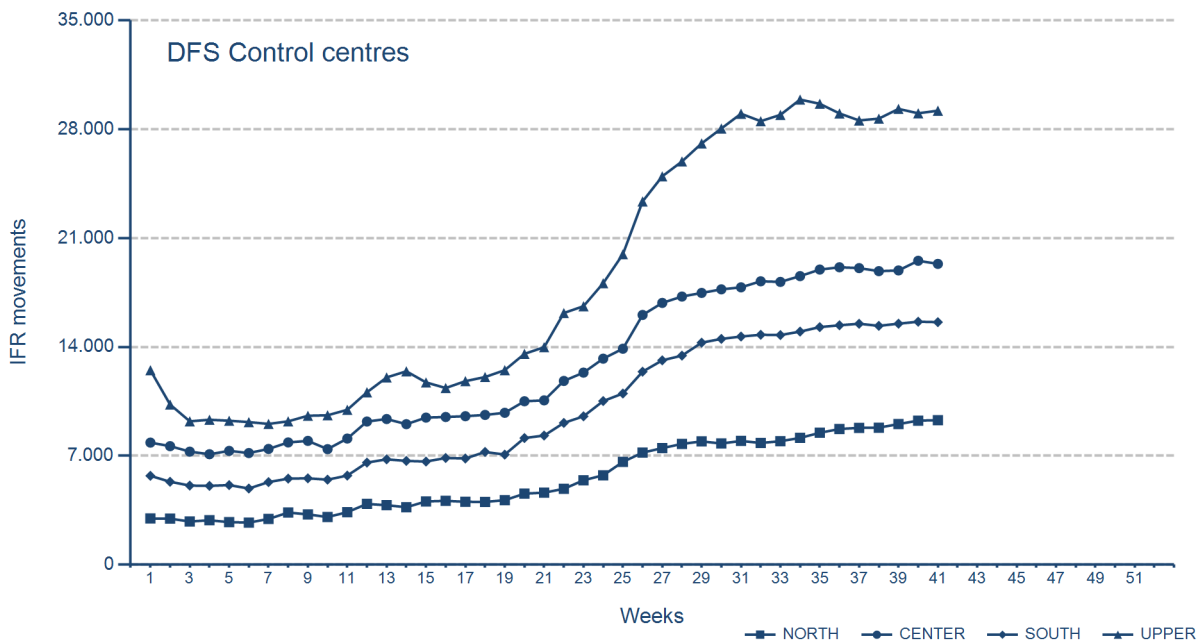


**IFR flights controlled by DFS - in detail**

IFR movements (entries, exits, overflights and domestics) controlled by DFS at the different control centres.

	NORTH	CENTER	SOUTH	UPPER
<b>Week 41</b>	9.293	19.336	15.592	29.182
<b>Trend</b>	52,3%	61,9%	62,7%	59,6%
<b>Cumulated Weeks</b>	229.179	522.894	405.308	749.562
<b>Trend</b>	-6,7%	3,3%	-3,1%	4,0%

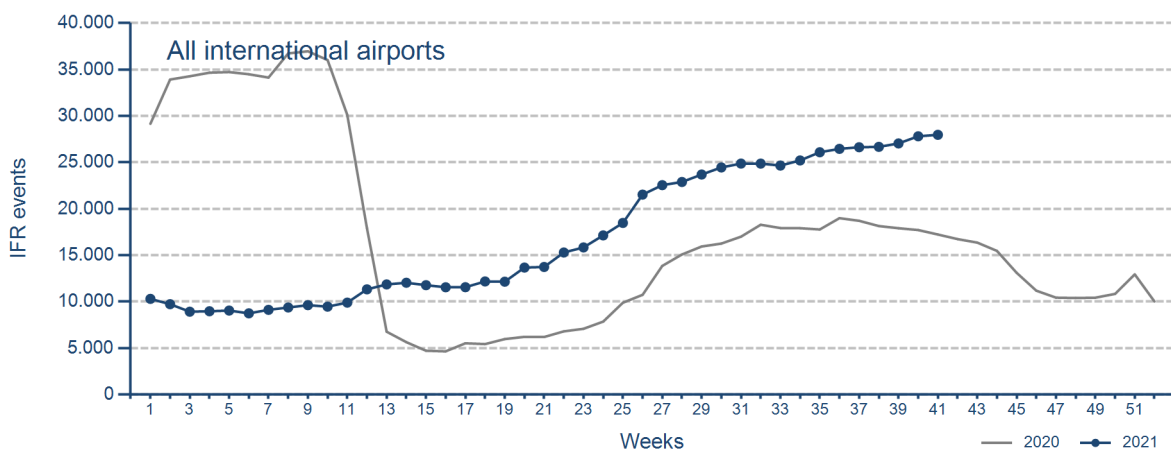
Please note: The trend numbers compare counts of the airspaces in their current configuration to the count of the same airspace in 2020.



### IFR flights at international German airports

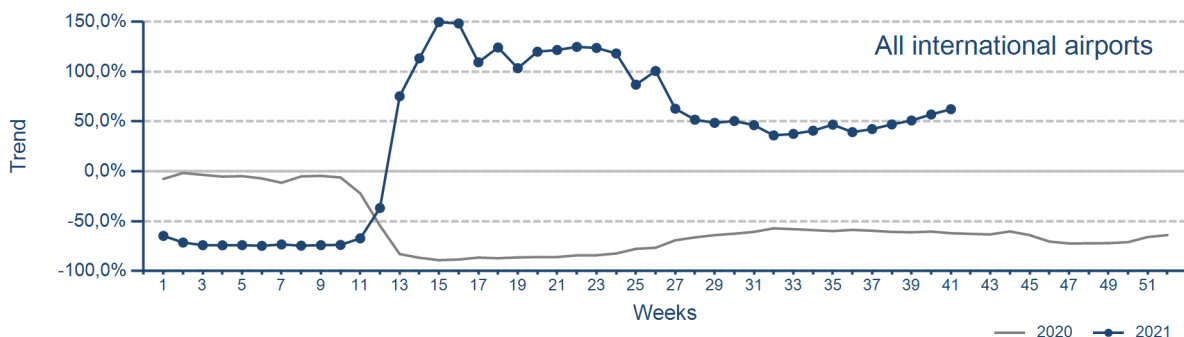
IFR events (take-offs and landings) at the international DFS towers in the Federal Republic of Germany.

	2021	2020	Trend
<b>Week 41</b>	27.966	17.235	62,3%
<b>Cumulated Weeks</b>	695.279	745.356	-6,7%



### IFR flights at international German airports - trend

Trend in the number of IFR events (take-offs and landings) at the international DFS towers in the Federal Republic of Germany.



### IFR flights at international German airports - airport category

IFR events (take-offs and landings) at the international DFS towers in the Federal Republic of Germany differentiated by Hub Gateways (HUB), International Access Airports 1 (IAA1) and International Access Airports 2 (IAA2).

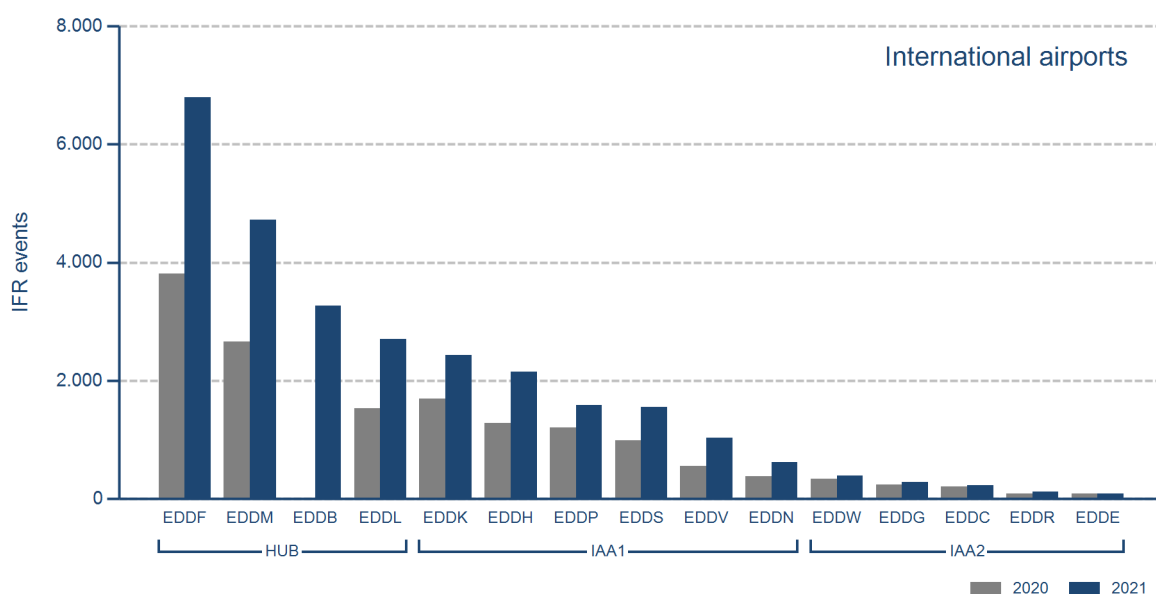
	HUB	IAA1	IAA2
<b>Week 41</b>	17.495	9.362	1.109
<b>Trend*</b>	118,9%	12,8%	17,4%
<b>Cumulated Weeks</b>	424.358	243.863	27.058
<b>Trend*</b>	13,9%	-27,9%	-22,2%

\*Please note: Berlin-Schönefeld used to be listed as IAA1. Berlin-Brandenburg is listed as a HUB.

### IFR flights at international German airports - in detail

IFR events (take-offs and landings) at the different international DFS towers in the Federal Republic of Germany.

	Week 41	Trend	Week 1 - 41	Trend
<b>HUB</b>				
EDDB Berlin-Brandenburg	3.268	N/A	72.920	N/A
EDDF Frankfurt/Main	6.799	78,5%	190.416	7,8%
EDDL Düsseldorf	2.706	76,9%	58.583	-15,6%
EDDM München	4.722	77,9%	102.439	-19,0%
<b>IAA1</b>				
EDDH Hamburg	2.152	67,7%	44.273	-14,1%
EDDK Köln/Bonn	2.433	43,5%	67.302	4,1%
EDDN Nürnberg	616	62,5%	14.740	-15,9%
EDDP Leipzig/Halle	1.580	31,7%	56.774	18,5%
EDDS Stuttgart	1.555	57,2%	38.033	-11,7%
EDDV Hannover	1.026	85,5%	22.741	-1,7%
<b>IAA2</b>				
EDDC Dresden	230	14,4%	5.114	-31,6%
EDDE Erfurt/Weimar	84	5,0%	2.528	-13,0%
EDDG Münster/Osnabrück	285	17,8%	7.000	-18,8%
EDDR Saarbrücken	119	36,8%	2.839	-13,2%
EDDW Bremen	391	16,7%	9.577	-23,5%



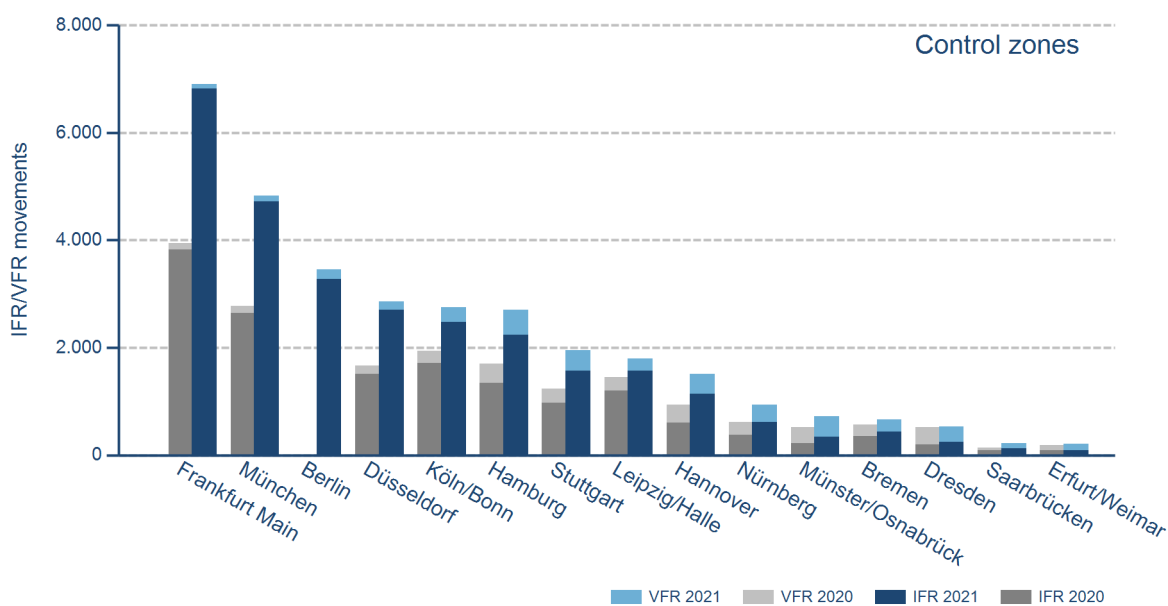
### IFR/VFR flights in control zones of DFS towers

IFR/VFR movements (entries, exits, overflights and domestics) at the different control zones of international DFS towers.

	Week 41	Trend	Week 1 - 41	Trend
Berlin	3.459	N/A	80.290	N/A
Bremen	667	16,4%	20.282	-7,3%
Dresden	528	1,7%	17.224	-6,2%
Düsseldorf	2.865	71,7%	65.223	-13,8%
Erfurt/Weimar	209	11,2%	8.025	0,9%
Frankfurt Main	6.901	74,8%	195.587	7,8%
Hamburg	2.708	59,4%	67.772	-6,6%
Hannover	1.513	61,6%	43.025	4,3%
Köln/Bonn	2.750	41,4%	81.711	7,4%
Leipzig/Halle	1.800	24,0%	67.660	16,5%
München	4.834	74,4%	107.328	-18,2%
Münster/Osnabrück	723	40,4%	26.203	11,8%
Nürnberg	932	50,6%	27.337	-2,1%
Saarbrücken	223	58,2%	7.360	10,7%
Stuttgart	1.957	57,9%	53.454	-3,5%

Additional information:

Münster reported 132 glider movements for the current week, i.e. 7.732 glider movements for the cumulated year.



### IFR flights at regional German airports - in detail

IFR events (take-offs and landings) at the different regional towers in the Federal Republic of Germany with control zone and barely any PPR.

	2021	2020	Trend
<b>Week 41</b>	2.979	2.427	22,7%
<b>Cumulated Weeks</b>	90.456	85.158	6,2%

	Week 41	Trend	Week 1 - 41	Trend
EDAH Heringsdorf	12	9,1%	515	0,8%
EDFH Frankfurt-Hahn	303	23,2%	9.543	6,4%
EDFM Mannheim City	113	21,5%	3.849	3,3%
EDHL Lübeck-Blankensee	71	7,6%	2.539	39,4%
EDJA Memmingen	327	31,3%	8.208	3,5%
EDLN Mönchengladbach	193	23,7%	6.643	24,4%
EDLP Paderborn/Lippstadt	190	27,5%	4.894	8,1%
EDLV Niederrhein	215	182,9%	4.104	34,0%
EDLW Dortmund	493	26,1%	13.799	4,5%
EDMA Augsburg	174	22,5%	6.244	15,8%
EDNY Friedrichshafen	147	63,3%	3.019	-20,9%
EDOP Schwerin-Parchim	0	N/A	0	N/A
EDQM Hof-Plauen	39	95,0%	1.190	7,7%
EDSB Karlsruhe/Baden-Baden	234	29,3%	7.083	3,5%
EDTL Lahr	40	48,1%	1.104	20,0%
EDVE Braunschweig-Wolfsburg	137	-6,2%	4.084	-2,2%
EDVK Kassel-Calden	89	-6,3%	2.815	-8,9%
EDXW Sylt	116	-9,4%	4.865	9,9%
ETNL Laage	8	-91,5%	3.986	-0,7%
ETSI Ingolstadt/Manching	78	16,4%	1.972	-13,8%

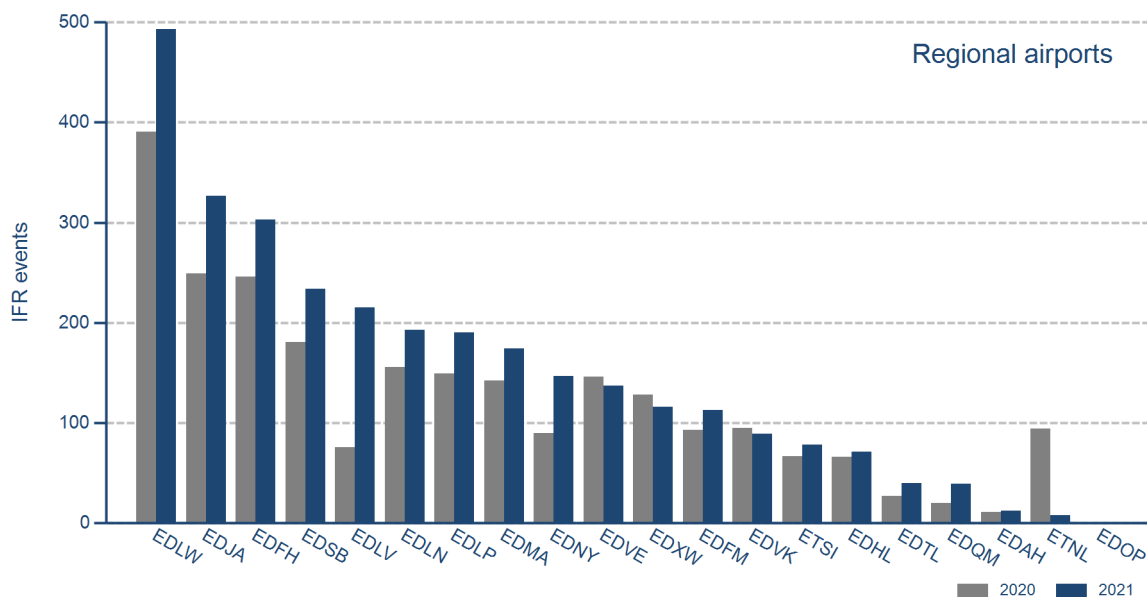
\*The value is of limited conclusiveness (OLC).

OLC: Trend > 200%

Please note: the airport Schwerin-Parchim (EDOP) is currently closed.

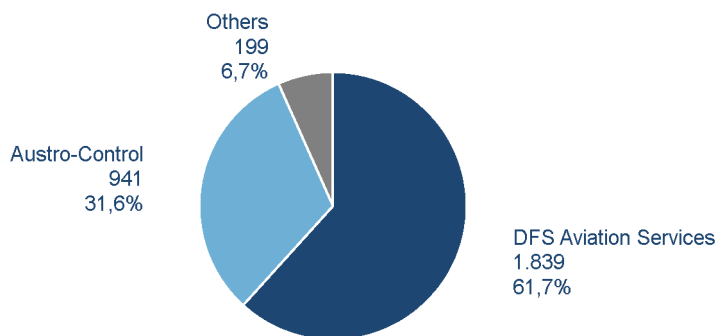
### IFR flights at regional German airports - in detail

IFR events (take-offs and landings) at the different regional towers in the Federal Republic of Germany with control zone and barely any PPR.



### IFR flights at regional German airports - air traffic service providers

Percentage of IFR events (take-offs and landings) at the regional towers in the Federal Republic of Germany differentiated between DFS Aviation Services, Austro Control and other providers.



- DFS Aviation Services: Dortmund (EDLW), Friedrichshafen (EDNY), Karlsruhe/Baden-Baden (EDSB), Lahr (EDTL), Magdeburg/Cochstedt (EDBC), Memmingen (EDJA), Mönchengladbach (EDLN), Niederrhein (EDLV), Paderborn/Lippstadt (EDLP)
- Austro Control: Augsburg (EDMA), Braunschweig-Wolfsburg (EDVE), Frankfurt-Hahn (EDFH), Heringsdorf (EDAH), Hof-Plauen (EDQM), Kassel-Calden (EDVK), Lübeck-Blankensee (EDHL), Schwerin-Parchim (EDOP), Sylt (EDXW)
- Others: Ingolstadt/Manching (ETSI), Laage (ETNL), Mannheim City (EDFM)











## ATFM Arrival Delay

(Data Source: NM statistics, DFS LIZ)

ATFM Arrival Delay with reference to the relevant airport, in minutes per IFR arrival.

*ATFM Arrival Delay:*

*sum of all arrival ATFM delay divided by the sum of all inbound flights for the particular traffic volume*

Airports		ATC Delay [min/arrival]	non ATC Delay [min/arrival]	
	All Airports	0,0029	0,7640	
EDDB	Berlin-Brandenburg	0	4,0244	
EDDK	Köln/Bonn	0	1,1157	
EDDF	Frankfurt/Main	0	0,7221	
EDDN	Nürnberg	0	0,1853	
EDDL	Düsseldorf	0	0,1130	
EDDM	München	0	0,0377	
EDDH	Hamburg	0,0369	0	

Please note: The ATFM delay data are provided by NM statistics. Due to internal distribution of the ATFM delay, data are modified by OX/OP. The inbound flight information is based on LIZ statistics.

All Airports means all international German airports: Berlin-Brandenburg (EDDB), Bremen (EDDW), Dresden (EDDC), Düsseldorf (EDDL), Erfurt/Weimar (EDDE), Frankfurt/Main (EDDF), Hamburg (EDDH), Hannover (EDDV), Köln/Bonn (EDDK), Leipzig/Halle (EDDP), München (EDDM), Münster/Osnabrück (EDDG), Nürnberg (EDDN), Saarbrücken (EDDR), Stuttgart (EDDS)