



LIZ Bulletin

Week 39

DFS Situation and Information Centre

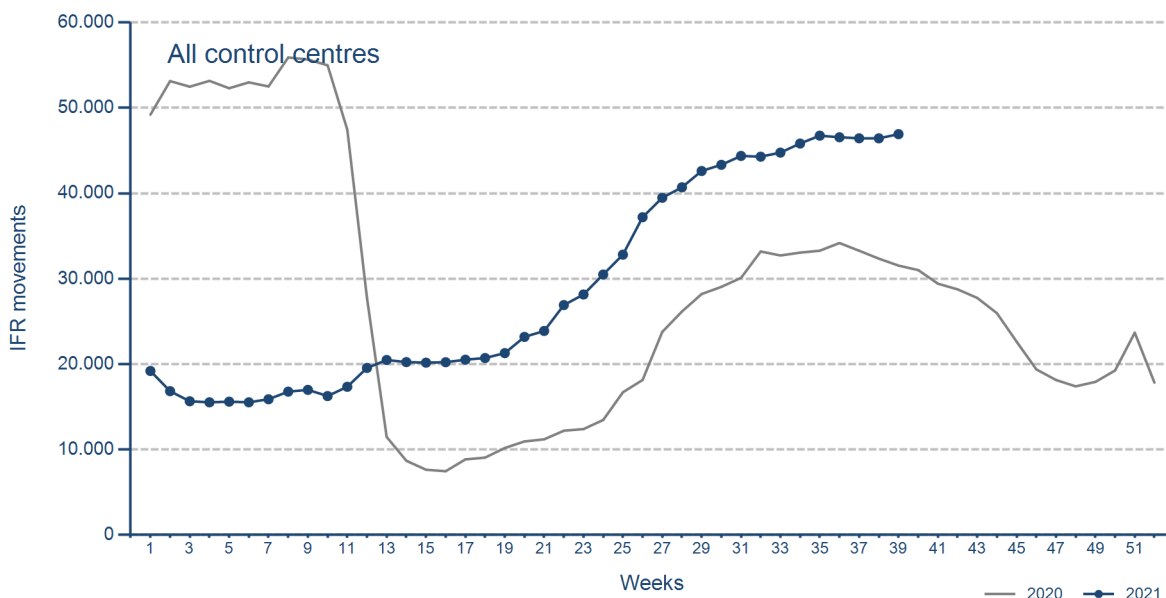
27 SEP 2021 - 3 OCT 2021

Version 07.10.2021

IFR flights in the Federal Republic of Germany

IFR movements (entries, exits, overflights and domestics) in all control sectors with a German designator.

	2021	2020	Trend
Week 39	46.925	31.529	48,8%
Cumulated Weeks	1.125.557	1.166.457	-3,5%

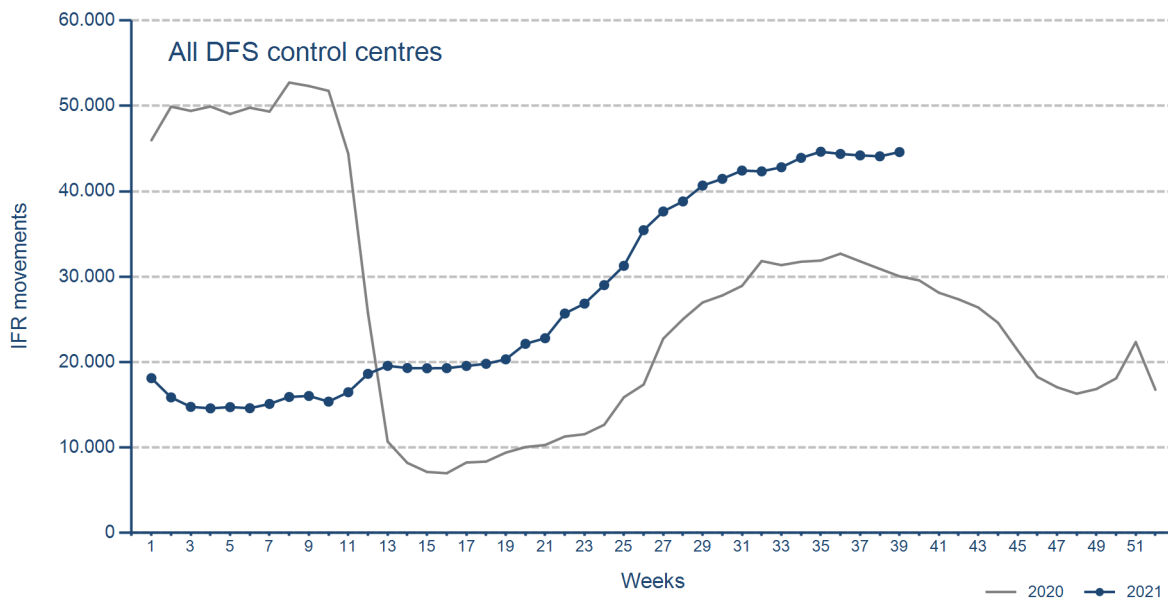


Please note: This count covers the traffic in the area built by all control sectors with a German designator („ED“), regardless of the service provider, including civil and military traffic in sectors controlled by DFS and Maastricht UAC (Maastricht-Hannover sectors). The area counted is composed of modular control sectors designed for ATC purposes with partly cross border structures and is therefore not identical to the political border of the Federal Republic of Germany or the national Flight Information Region (FIR).

IFR flights controlled by DFS

IFR movements (entries, exits, overflights and domestics) in control sectors controlled by DFS.

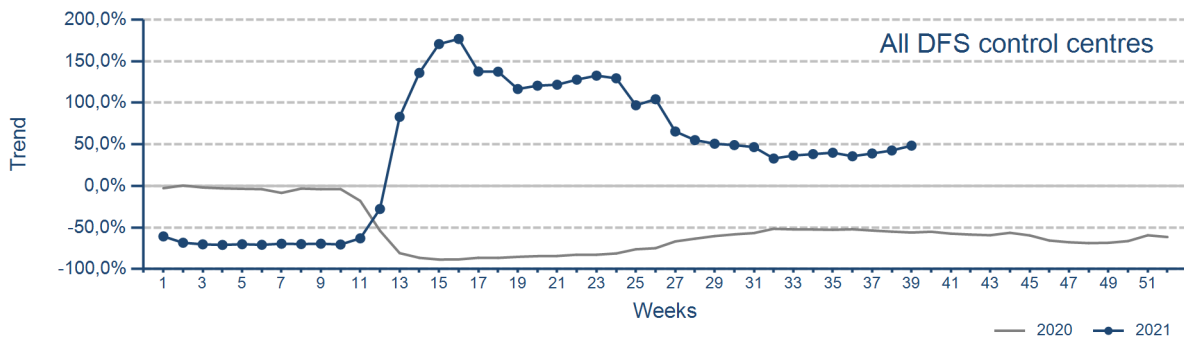
	2021	2020	Trend
Week 39	44.591	30.035	48,5%
Cumulated Weeks	1.072.149	1.101.857	-2,7%



Please note: This count covers the traffic in the area built by control sectors of DFS control centres, including civil and military traffic. Traffic in Maastricht UAC (Maastricht-Hannover sectors) is not counted.

IFR flights controlled by DFS - trend

Trend in the number of IFR movements (entries, exits, overflights and domestics) in control sectors controlled by DFS.

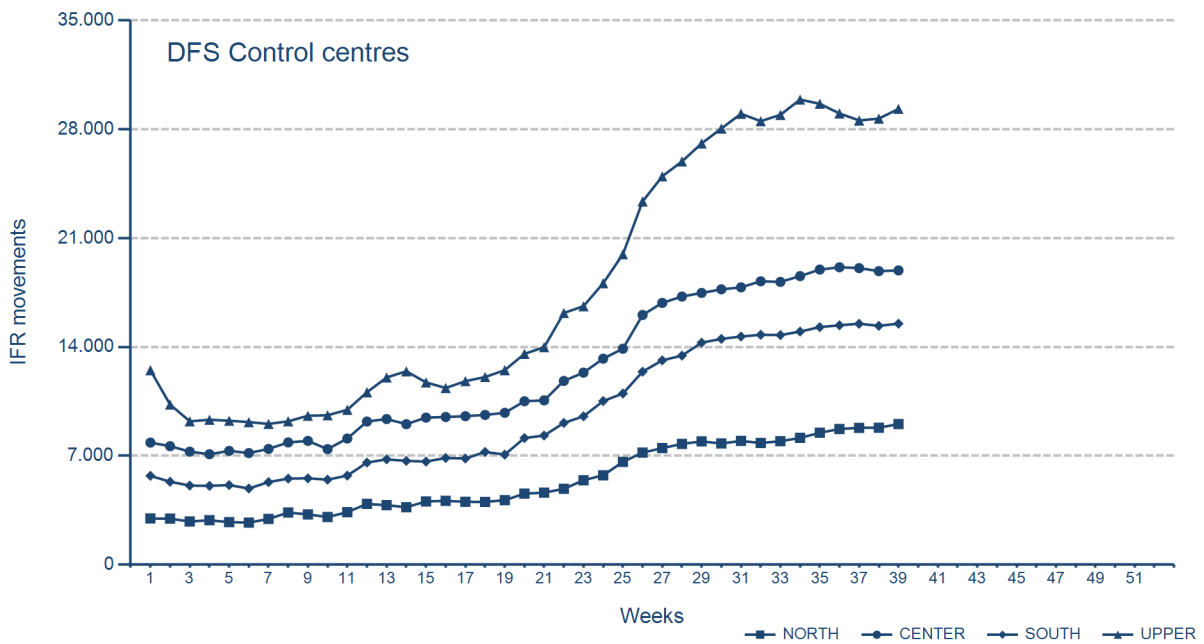


IFR flights controlled by DFS - in detail

IFR movements (entries, exits, overflights and domestics) controlled by DFS at the different control centres.

	NORTH	CENTER	SOUTH	UPPER
Week 39	9.041	18.916	15.494	29.297
Trend	40,2%	48,3%	51,6%	48,8%
Cumulated Weeks	210.624	484.021	374.096	691.365
Trend	-9,7%	0,5%	-6,2%	1,2%

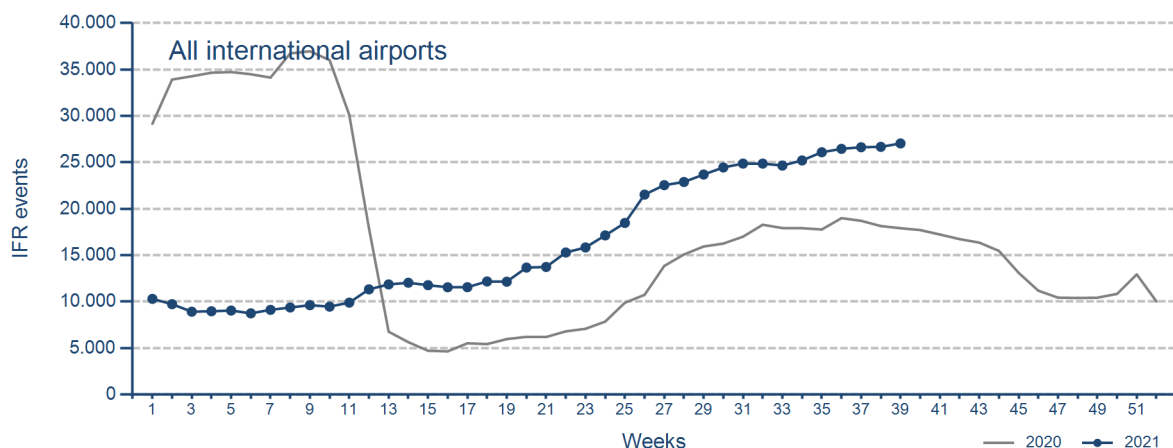
Please note: The trend numbers compare counts of the airspaces in their current configuration to the count of the same airspace in 2020.



IFR flights at international German airports

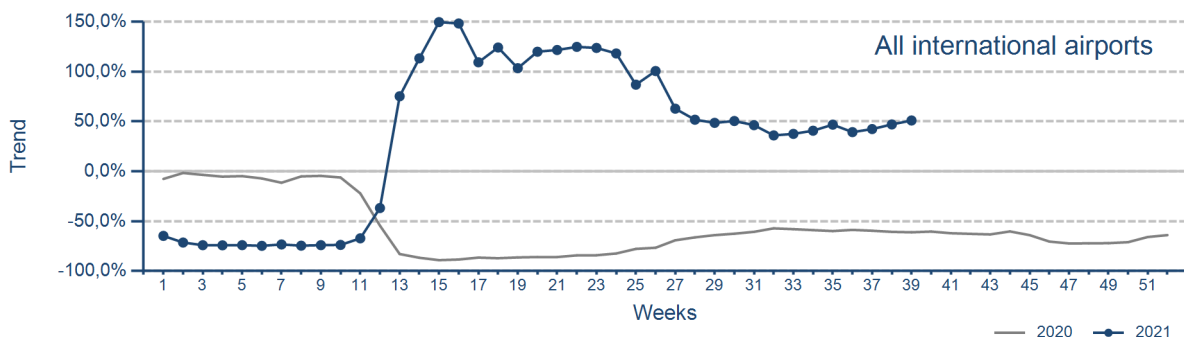
IFR events (take-offs and landings) at the international DFS towers in the Federal Republic of Germany.

	2021	2020	Trend
Week 39	27.038	17.911	51,0%
Cumulated Weeks	639.504	710.406	-10,0%



IFR flights at international German airports - trend

Trend in the number of IFR events (take-offs and landings) at the international DFS towers in the Federal Republic of Germany.



IFR flights at international German airports - airport category

IFR events (take-offs and landings) at the international DFS towers in the Federal Republic of Germany differentiated by Hub Gateways (HUB), International Access Airports 1 (IAA1) and International Access Airports 2 (IAA2).

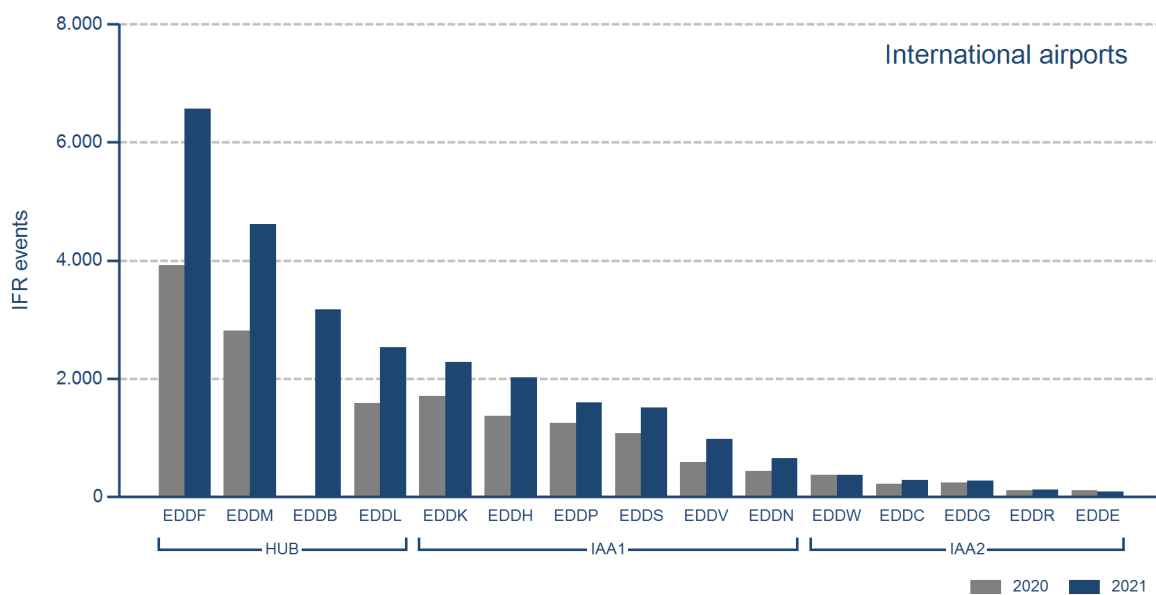
	HUB	IAA1	IAA2
Week 39	16.884	9.033	1.121
Trend*	103,1%	5,5%	8,7%
Cumulated Weeks	389.381	225.298	24.825
Trend*	9,3%	-29,9%	-24,5%

*Please note: Berlin-Schönefeld used to be listed as IAA1. Berlin-Brandenburg is listed as a HUB.

IFR flights at international German airports - in detail

IFR events (take-offs and landings) at the different international DFS towers in the Federal Republic of Germany.

	Week 39	Trend	Week 1 - 39	Trend
HUB				
EDDB Berlin-Brandenburg	3.169	N/A	66.370	N/A
EDDF Frankfurt/Main	6.568	67,5%	176.820	4,7%
EDDL Düsseldorf	2.528	60,1%	53.168	-19,8%
EDDM München	4.619	64,1%	93.023	-23,1%
IAA1				
EDDH Hamburg	2.018	48,1%	40.134	-17,9%
EDDK Köln/Bonn	2.275	33,7%	62.456	1,9%
EDDN Nürnberg	651	50,7%	13.496	-19,2%
EDDP Leipzig/Halle	1.600	28,4%	53.579	17,8%
EDDS Stuttgart	1.510	41,3%	34.911	-14,9%
EDDV Hannover	979	66,5%	20.722	-5,9%
IAA2				
EDDC Dresden	283	32,2%	4.644	-34,4%
EDDE Erfurt/Weimar	83	-21,0%	2.347	-13,8%
EDDG Münster/Osnabrück	268	12,1%	6.434	-21,0%
EDDR Saarbrücken	116	11,5%	2.589	-15,8%
EDDW Bremen	371	0,5%	8.811	-25,6%



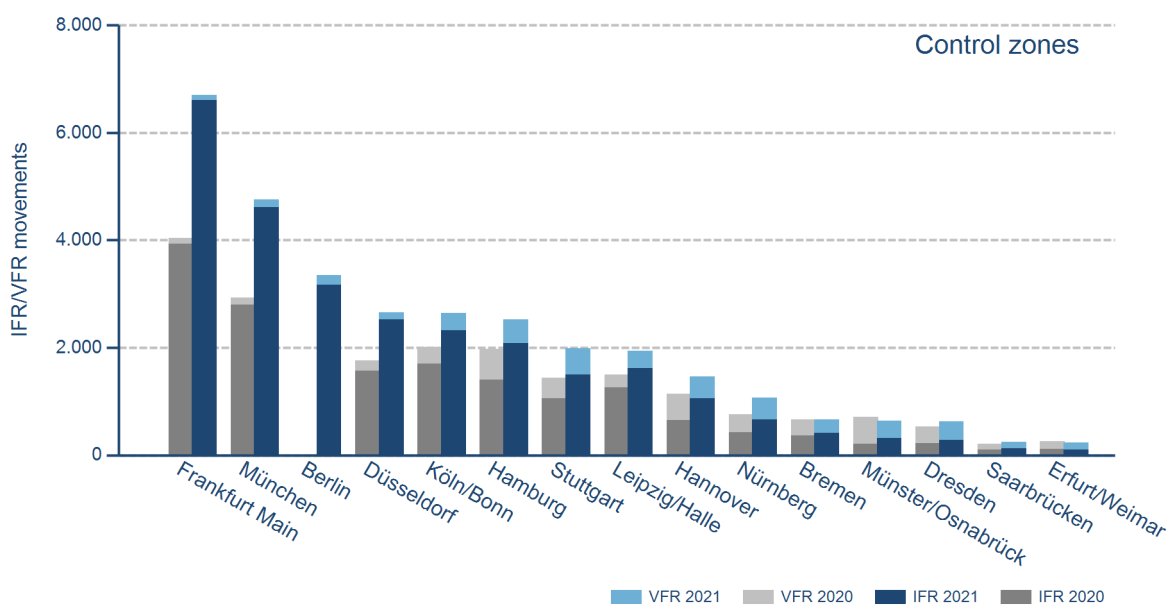
IFR/VFR flights in control zones of DFS towers

IFR/VFR movements (entries, exits, overflights and domestics) at the different control zones of international DFS towers.

	Week 39	Trend	Week 1 - 39	Trend
Berlin	3.350	N/A	73.346	N/A
Bremen	661	-1,2%	18.856	-9,1%
Dresden	631	18,2%	15.992	-7,3%
Düsseldorf	2.653	51,1%	59.455	-17,9%
Erfurt/Weimar	229	-12,9%	7.549	0,2%
Frankfurt Main	6.700	65,9%	181.739	4,7%
Hamburg	2.531	28,3%	62.358	-9,5%
Hannover	1.464	27,7%	39.843	1,5%
Köln/Bonn	2.646	31,6%	76.093	5,3%
Leipzig/Halle	1.935	29,1%	63.948	16,1%
München	4.754	62,3%	97.688	-22,3%
Münster/Osnabrück	643	-9,3%	24.663	10,0%
Nürnberg	1.066	41,2%	25.407	-4,6%
Saarbrücken	242	13,6%	6.899	8,7%
Stuttgart	1.987	38,0%	49.475	-6,2%

Additional information:

Münster reported 42 glider movements for the current week, i.e. 7.452 glider movements for the cumulated year.



IFR flights at regional German airports - in detail

IFR events (take-offs and landings) at the different regional towers in the Federal Republic of Germany with control zone and barely any PPR.

	2021	2020	Trend
Week 39	3.038	2.590	17,3%
Cumulated Weeks	84.361	80.128	5,3%

	Week 39	Trend	Week 1 - 39	Trend
EDAH Heringsdorf	18	20,0%	485	1,3%
EDFH Frankfurt-Hahn	282	5,6%	8.951	5,6%
EDFM Mannheim City	133	3,9%	3.586	1,5%
EDHL Lübeck-Blankensee	81	6,6%	2.358	40,0%
EDJA Memmingen	337	32,2%	7.582	2,3%
EDLN Mönchengladbach	210	54,4%	6.280	25,8%
EDLP Paderborn/Lippstadt	155	8,4%	4.508	7,4%
EDLV Niederrhein	239	82,4%	3.655	26,3%
EDLW Dortmund	490	13,2%	12.810	3,4%
EDMA Augsburg	167	3,7%	5.871	15,6%
EDNY Friedrichshafen	114	29,5%	2.746	-24,8%
EDOP Schwerin-Parchim	0	N/A	0	N/A
EDQM Hof-Plauen	38	65,2%	1.100	5,2%
EDSB Karlsruhe/Baden-Baden	239	19,5%	6.594	1,4%
EDTL Lahr	58	81,3%	1.039	21,5%
EDVE Braunschweig-Wolfsburg	163	26,4%	3.784	-3,4%
EDVK Kassel-Calden	91	-26,0%	2.619	-9,6%
EDXW Sylt	147	2,1%	4.603	11,2%
ETNL Laage	9	-55,0%	3.971	3,4%
ETSI Ingolstadt/Manching	67	-22,1%	1.819	-15,4%

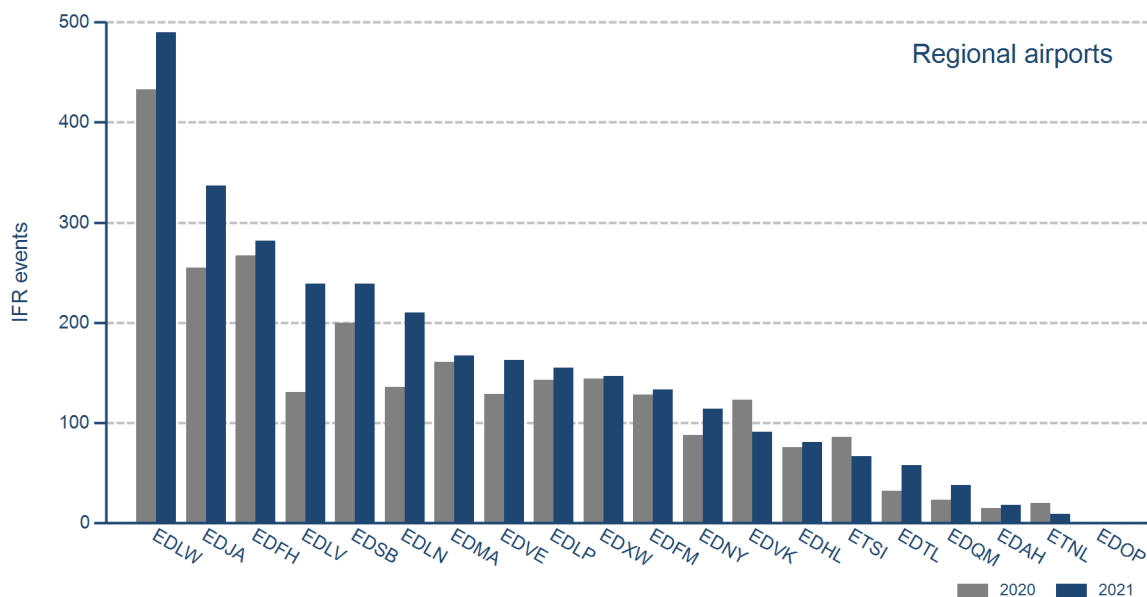
*The value is of limited conclusiveness (OLC).

OLC: Trend > 200%

Please note: the airport Schwerin-Parchim (EDOP) is currently closed.

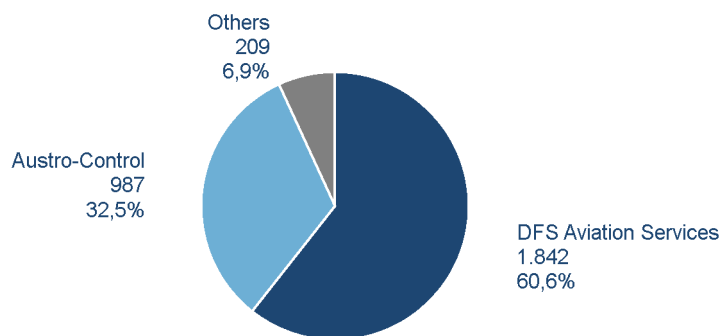
IFR flights at regional German airports - in detail

IFR events (take-offs and landings) at the different regional towers in the Federal Republic of Germany with control zone and barely any PPR.



IFR flights at regional German airports - air traffic service providers

Percentage of IFR events (take-offs and landings) at the regional towers in the Federal Republic of Germany differentiated between DFS Aviation Services, Austro Control and other providers.



- DFS Aviation Services: Dortmund (EDLW), Friedrichshafen (EDNY), Karlsruhe/Baden-Baden (EDSB), Lahr (EDTL), Magdeburg/Cochstedt (EDBC), Memmingen (EDJA), Mönchengladbach (EDLN), Niederrhein (EDLV), Paderborn/Lippstadt (EDLP)
- Austro Control: Augsburg (EDMA), Braunschweig-Wolfsburg (EDVE), Frankfurt-Hahn (EDFH), Heringsdorf (EDAH), Hof-Plauen (EDQM), Kassel-Calden (EDVK), Lübeck-Blankensee (EDHL), Schwerin-Parchim (EDOP), Sylt (EDXW)
- Others: Ingolstadt/Manching (ETSI), Laage (ETNL), Mannheim City (EDFM)

ATFM Arrival Delay

(Data Source: NM statistics, DFS LIZ)

ATFM Arrival Delay with reference to the relevant airport, in minutes per IFR arrival.

ATFM Arrival Delay:

sum of all arrival ATFM delay divided by the sum of all inbound flights for the particular traffic volume

Airports		ATC Delay [min/arrival]	non ATC Delay [min/arrival]	
	All Airports	0,1796	0,5456	
EDDB	Berlin-Brandenburg	0	2,3106	
EDDK	Köln/Bonn	0	1,1480	
EDDM	München	0	0,9615	
EDDF	Frankfurt/Main	0,7199	0	
EDDW	Bremen	0,3529	0	
EDDH	Hamburg	0	0,1897	

Please note: The ATFM delay data are provided by NM statistics. Due to internal distribution of the ATFM delay, data are modified by OX/OP. The inbound flight information is based on LIZ statistics.

All Airports means all international German airports: Berlin-Brandenburg (EDDB), Bremen (EDDW), Dresden (EDDC), Düsseldorf (EDDL), Erfurt/Weimar (EDDE), Frankfurt/Main (EDDF), Hamburg (EDDH), Hannover (EDDV), Köln/Bonn (EDDK), Leipzig/Halle (EDDP), München (EDDM), Münster/Osnabrück (EDDG), Nürnberg (EDDN), Saarbrücken (EDDR), Stuttgart (EDDS)