



LIZ Bulletin

Week 34

DFS Situation and Information Centre

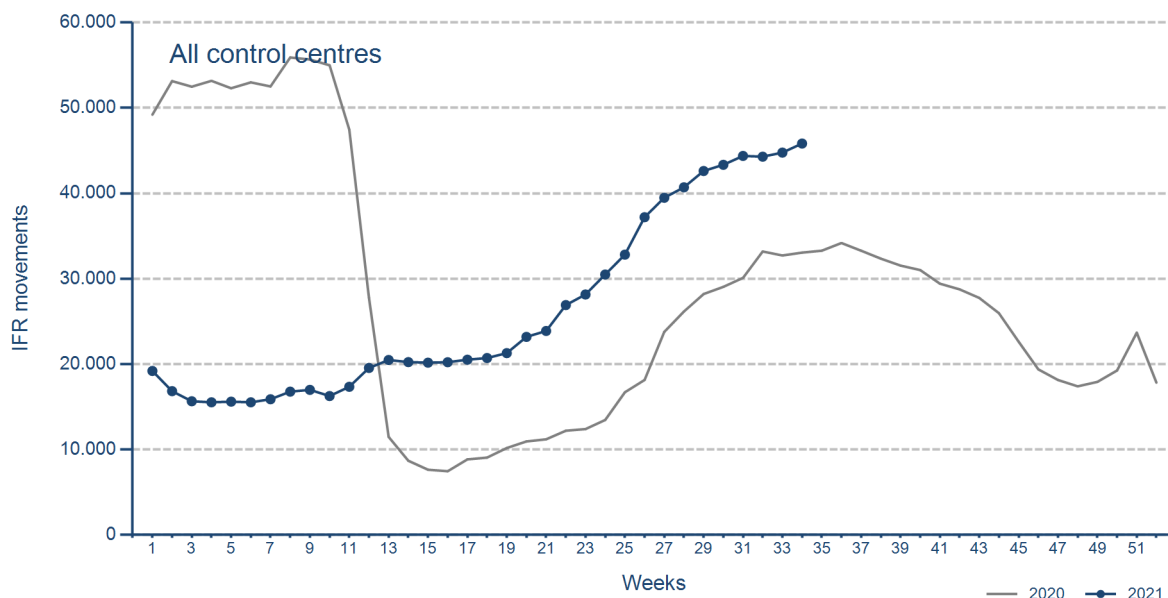
23 AUG 2021 - 29 AUG 2021

Version 01.09.2021

IFR flights in the Federal Republic of Germany

IFR movements (entries, exits, overflights and domestics) in all control sectors with a German designator.

	2021	2020	Trend
Week 34	45.826	33.049	38,7%
Cumulated Weeks	892.439	1.001.871	-10,9%

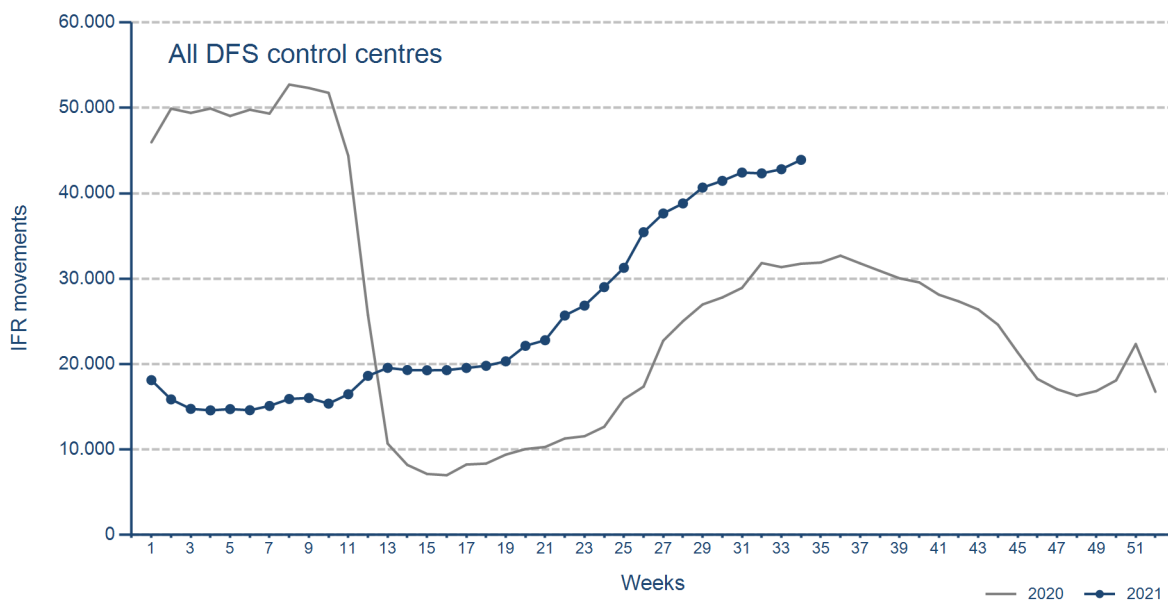


Please note: This count covers the traffic in the area build by all control sectors with a German designator („ED“), regardless of the service provider, including civil and military traffic in sectors controlled by DFS and Maastricht UAC (Maastricht-Hannover sectors). The area counted is composed of modular control sectors designed for ATC purposes with partly cross border structures and is therefore not identical to the political border of the Federal Republic of Germany or the national Flight Information Region (FIR).

IFR flights controlled by DFS

IFR movements (entries, exits, overflights and domestics) in control sectors controlled by DFS.

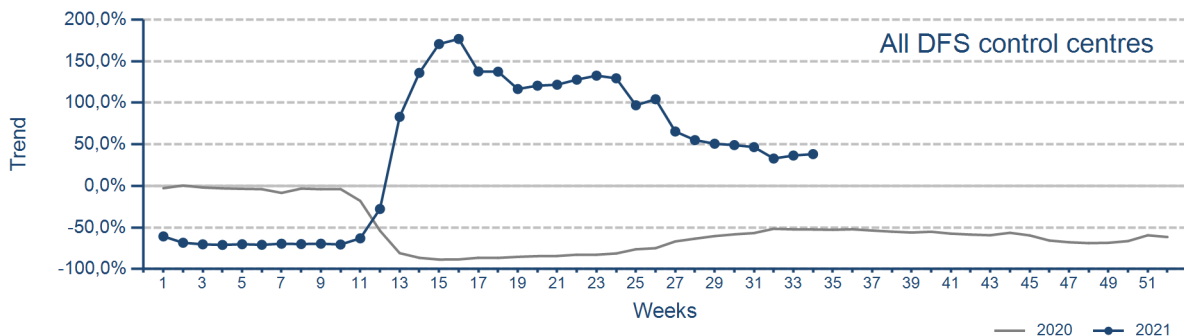
	2021	2020	Trend
Week 34	43.914	31.747	38,3%
Cumulated Weeks	850.248	944.556	-10,0%



Please note: This count covers the traffic in the area built by control sectors of DFS control centres, including civil and military traffic. Traffic in Maastricht UAC (Maastricht-Hannover sectors) is not counted.

IFR flights controlled by DFS - trend

Trend in the number of IFR movements (entries, exits, overflights and domestics) in control sectors controlled by DFS.

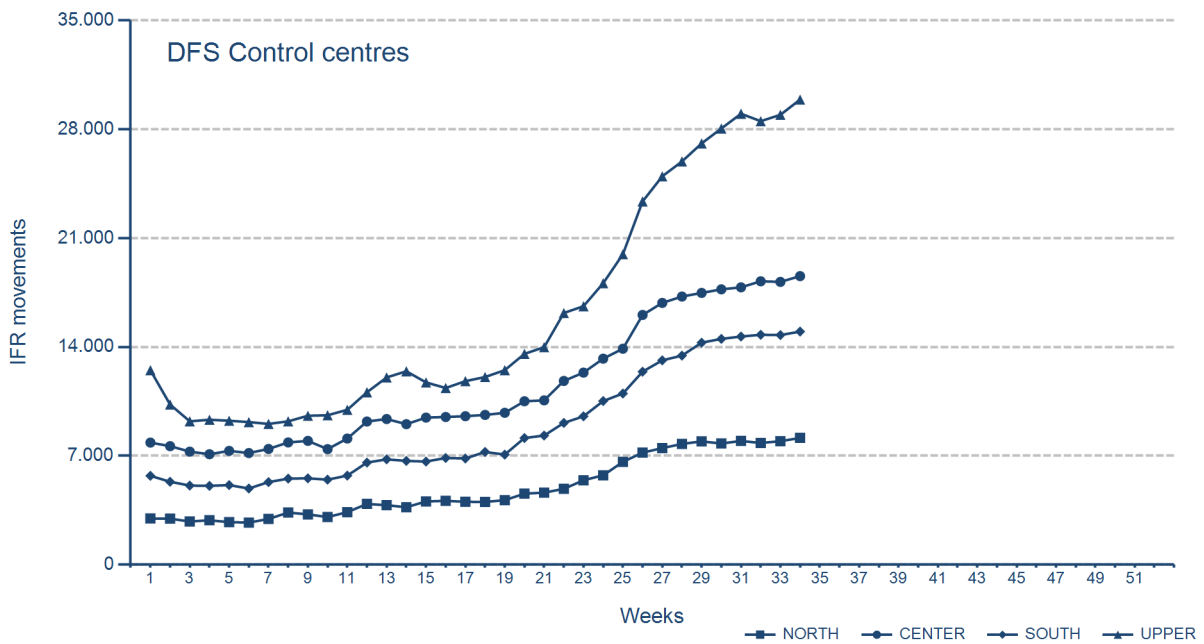


IFR flights controlled by DFS - in detail

IFR movements (entries, exits, overflights and domestics) controlled by DFS at the different control centres.

	NORTH	CENTER	SOUTH	UPPER
Week 34	8.151	18.550	14.985	29.896
Trend	32,4%	43,1%	45,8%	41,2%
Cumulated Weeks	166.771	389.082	297.097	546.211
Trend	-17,0%	-6,5%	-14,0%	-5,8%

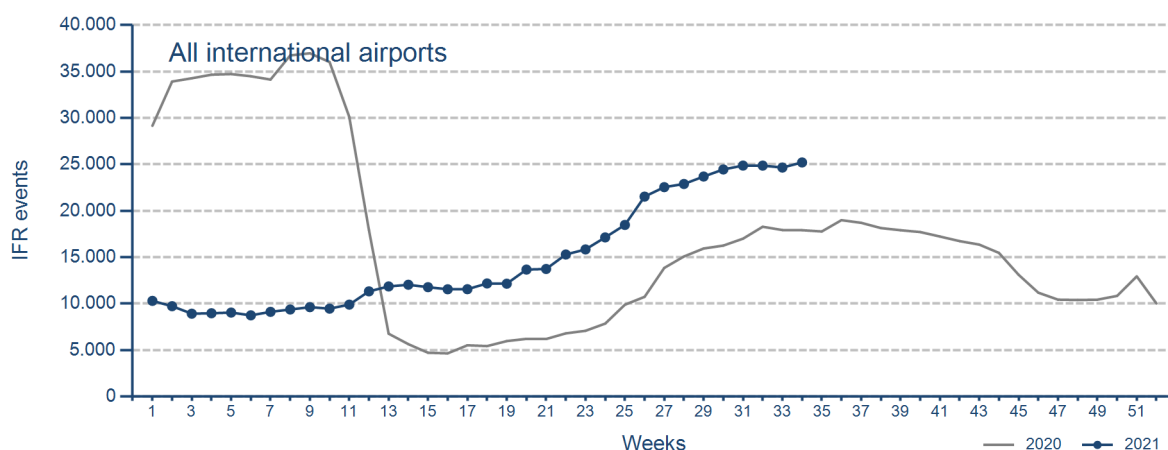
Please note: The trend numbers compare counts of the airspaces in their current configuration to the count of the same airspace in 2020.



IFR flights at international German airports

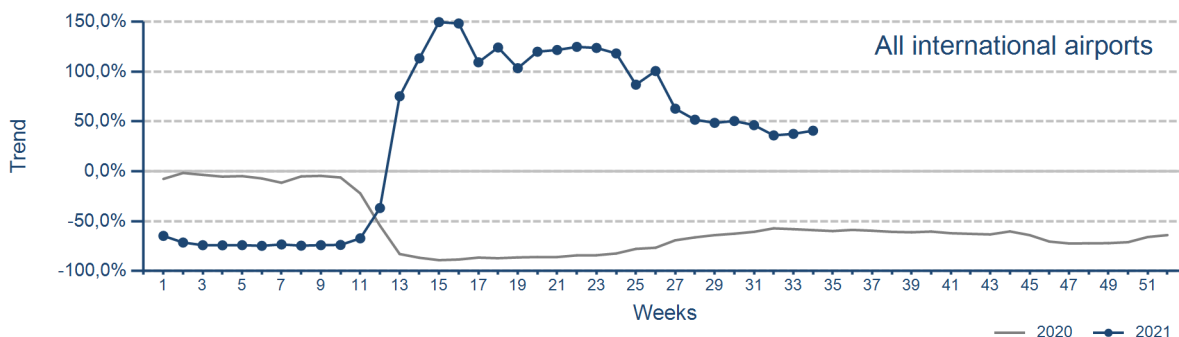
IFR events (take-offs and landings) at the international DFS towers in the Federal Republic of Germany.

	2021	2020	Trend
Week 34	25.207	17.914	40,7%
Cumulated Weeks	506.619	618.872	-18,1%



IFR flights at international German airports - trend

Trend in the number of IFR events (take-offs and landings) at the international DFS towers in the Federal Republic of Germany.



IFR flights at international German airports - airport category

IFR events (take-offs and landings) at the international DFS towers in the Federal Republic of Germany differentiated by Hub Gateways (HUB), International Access Airports 1 (IAA1) and International Access Airports 2 (IAA2).

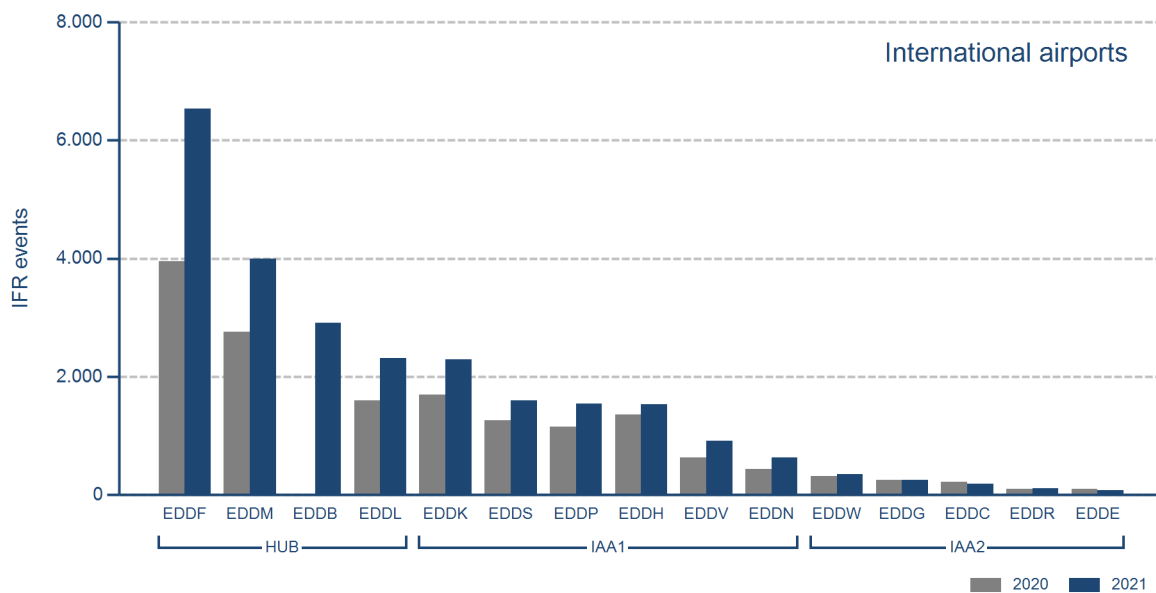
	HUB	IAA1	IAA2
Week 34	15.754	8.497	956
Trend*	89,9%	-1,8%	-1,1%
Cumulated Weeks	306.289	180.998	19.332
Trend*	-2,3%	-34,8%	-30,5%

*Please note: Berlin-Schönefeld used to be listed as IAA1. Berlin-Brandenburg is listed as a HUB.

IFR flights at international German airports - in detail

IFR events (take-offs and landings) at the different international DFS towers in the Federal Republic of Germany.

	Week 34	Trend	Week 1 - 34	Trend
HUB				
EDDB Berlin-Brandenburg	2.912	OLC*	51.043	OLC*
EDDF Frankfurt/Main	6.539	65,7%	143.792	-3,5%
EDDL Düsseldorf	2.307	45,1%	40.530	-30,2%
EDDM München	3.996	44,9%	70.924	-33,3%
IAA1				
EDDH Hamburg	1.533	13,4%	30.973	-26,2%
EDDK Köln/Bonn	2.290	35,6%	51.007	-3,2%
EDDN Nürnberg	625	42,7%	10.309	-28,6%
EDDP Leipzig/Halle	1.541	34,2%	45.719	15,9%
EDDS Stuttgart	1.600	27,4%	26.929	-23,3%
EDDV Hannover	908	45,0%	16.061	-15,7%
IAA2				
EDDC Dresden	185	-12,3%	3.394	-43,7%
EDDE Erfurt/Weimar	74	-26,7%	1.916	-15,1%
EDDG Münster/Osnabrück	249	0,8%	5.029	-26,7%
EDDR Saarbrücken	105	10,5%	2.016	-21,2%
EDDW Bremen	343	9,6%	6.977	-30,9%



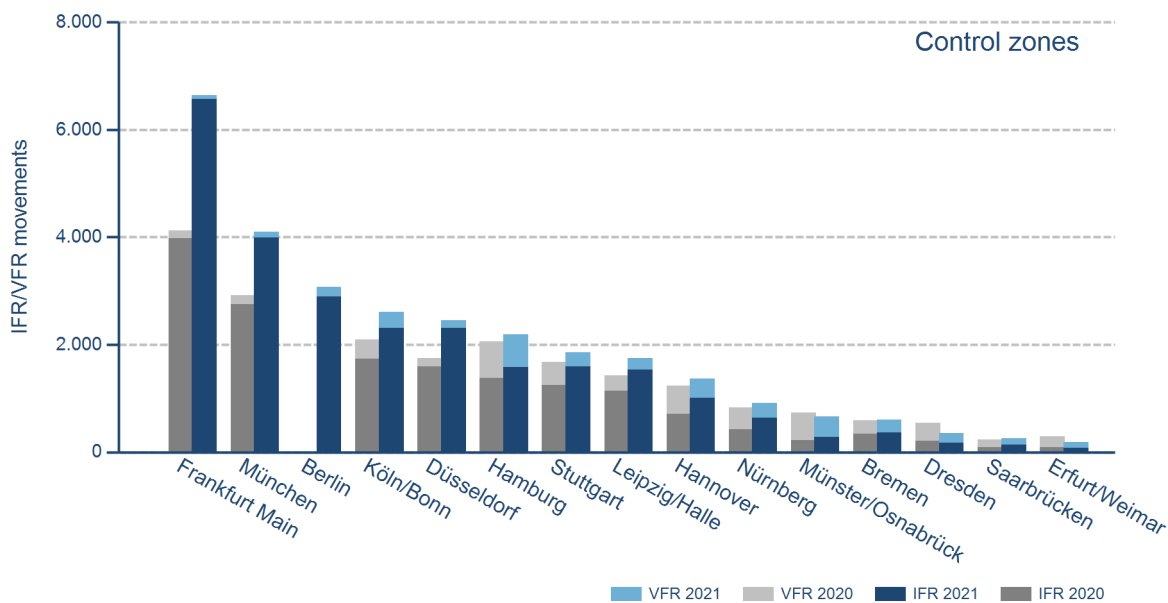
IFR/VFR flights in control zones of DFS towers

IFR/VFR movements (entries, exits, overflights and domestics) at the different control zones of international DFS towers.

	Week 34	Trend	Week 1 - 34	Trend
Berlin	3.076	OLC*	56.993	OLC*
Bremen	608	2,4%	15.425	-12,0%
Dresden	356	-34,8%	12.708	-9,9%
Düsseldorf	2.458	40,6%	45.868	-27,4%
Erfurt/Weimar	185	-36,0%	6.288	2,1%
Frankfurt Main	6.647	61,3%	148.034	-3,2%
Hamburg	2.195	6,6%	49.615	-15,1%
Hannover	1.372	11,2%	32.210	-3,2%
Köln/Bonn	2.607	24,6%	62.372	1,0%
Leipzig/Halle	1.749	22,5%	54.473	14,9%
München	4.098	40,6%	74.876	-32,1%
Münster/Osnabrück	661	-10,6%	20.466	10,6%
Nürnberg	911	10,3%	20.156	-10,3%
Saarbrücken	252	6,3%	5.590	8,5%
Stuttgart	1.861	10,6%	39.037	-12,7%

Additional information:

Münster reported 98 glider movements for the current week, i.e. 6.298 glider movements for the cumulated year.



IFR flights at regional German airports - in detail

IFR events (take-offs and landings) at the different regional towers in the Federal Republic of Germany with control zone and barely any PPR.

	2021	2020	Trend
Week 34	3.014	2.713	11,1%
Cumulated Weeks	69.015	66.372	4,0%

	Week 34	Trend	Week 1 - 34	Trend
EDAH Heringsdorf	18	20,0%	390	-1,3%
EDFH Frankfurt-Hahn	315	22,1%	7.417	3,3%
EDFM Mannheim City	100	-2,9%	3.024	3,0%
EDHL Lübeck-Blankensee	78	-13,3%	1.987	57,6%
EDJA Memmingen	310	4,4%	5.994	-0,9%
EDLN Mönchengladbach	159	-8,1%	5.313	28,7%
EDLP Paderborn/Lippstadt	150	-8,5%	3.686	8,4%
EDLV Niederrhein	189	28,6%	2.614	15,7%
EDLW Dortmund	478	-7,0%	10.278	2,7%
EDMA Augsburg	198	37,5%	5.012	18,3%
EDNY Friedrichshafen	108	33,3%	2.194	-30,0%
EDOP Schwerin-Parchim	0	N/A	0	N/A
EDQM Hof-Plauen	34	17,2%	896	-2,2%
EDSB Karlsruhe/Baden-Baden	246	6,5%	5.279	-2,5%
EDTL Lahr	30	7,1%	852	19,5%
EDVE Braunschweig-Wolfsburg	111	27,6%	3.127	-5,7%
EDVK Kassel-Calden	84	-4,5%	2.122	-10,5%
EDXW Sylt	211	23,4%	3.865	16,5%
ETNL Laage	172	97,7%	3.516	-0,2%
ETSI Ingolstadt/Manching	23	OLC*	1.449	-20,3%

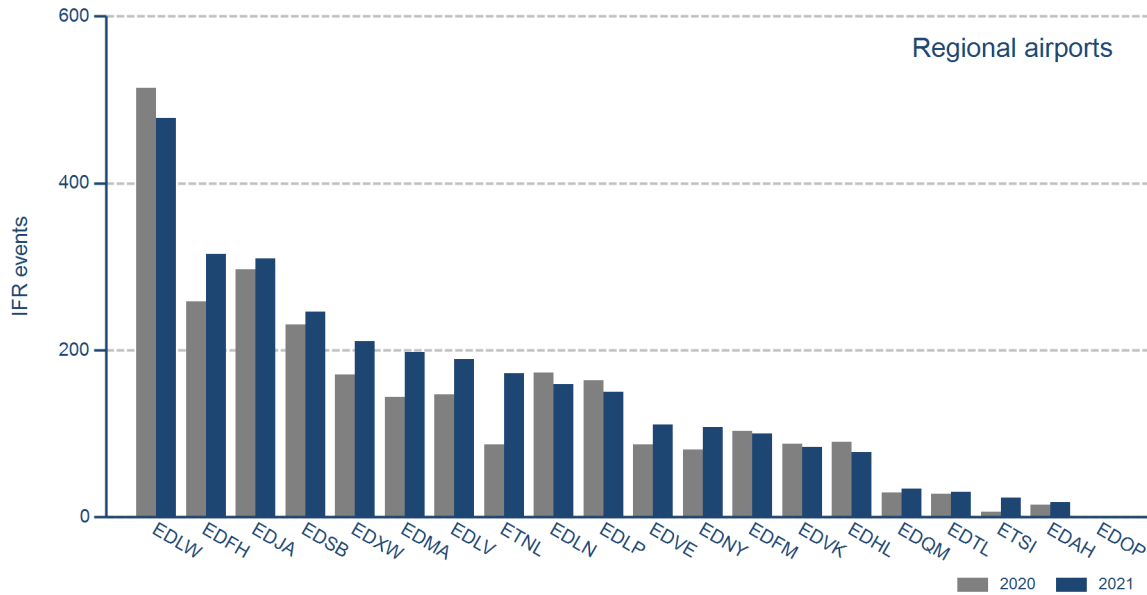
*The value is of limited conclusiveness (OLC).

OLC: Trend > 200%

Please note: the airport Schwerin-Parchim (EDOP) is currently closed.

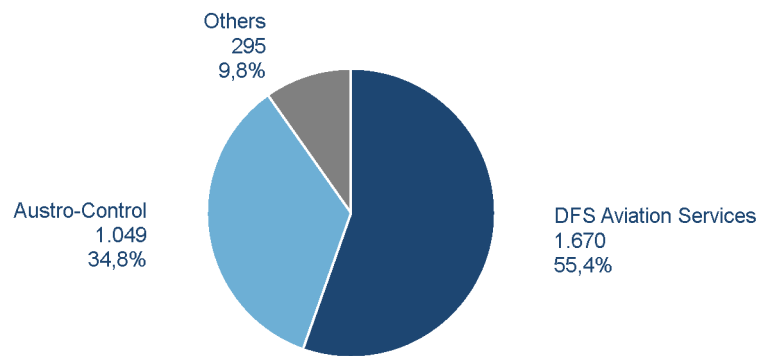
IFR flights at regional German airports - in detail

IFR events (take-offs and landings) at the different regional towers in the Federal Republic of Germany with control zone and barely any PPR.



IFR flights at regional German airports - air traffic service providers

Percentage of IFR events (take-offs and landings) at the regional towers in the Federal Republic of Germany differentiated between DFS Aviation Services, Austro Control and other providers.



- DFS Aviation Services: Dortmund (EDLW), Friedrichshafen (EDNY), Karlsruhe/Baden-Baden (EDSB), Lahr (EDTL), Magdeburg/Cochstedt (EDBC), Memmingen (EDJA), Mönchengladbach (EDLN), Niederrhein (EDLV), Paderborn/Lippstadt (EDLP)
- Austro Control: Augsburg (EDMA), Braunschweig-Wolfsburg (EDVE), Frankfurt-Hahn (EDFH), Heringsdorf (EDAH), Hof-Plauen (EDQM), Kassel-Calden (EDVK), Lübeck-Blankensee (EDHL), Schwerin-Parchim (EDOP), Sylt (EDXW)
- Others: Ingolstadt/Manching (ETSI), Laage (ETNL), Mannheim City (EDFM)

ATFM Arrival Delay

(Data Source: NM statistics, DFS LIZ)

ATFM Arrival Delay with reference to the relevant airport, in minutes per IFR arrival.

ATFM Arrival Delay:

sum of all arrival ATFM delay divided by the sum of all inbound flights for the particular traffic volume

Airports		ATC Delay [min/arrival]	non ATC Delay [min/arrival]	
	All Airports	0,0435	0,2498	
EDDB	Berlin-Brandenburg	0,3758	1,1923	
EDDW	Bremen	0	1,1477	
EDDK	Köln/Bonn	0	0,6345	
EDDP	Leipzig/Halle	0	0,2232	
EDDM	München	0	0,1546	

Please note: The ATFM delay data are provided by NM statistics. Due to internal distribution of the ATFM delay, data are modified by OX/OP. The inbound flight information is based on LIZ statistics.

All Airports means all international German airports: Berlin-Brandenburg (EDDB), Bremen (EDDW), Dresden (EDDC), Düsseldorf (EDDL), Erfurt/Weimar (EDDE), Frankfurt/Main (EDDF), Hamburg (EDDH), Hannover (EDDV), Köln/Bonn (EDDK), Leipzig/Halle (EDDP), München (EDDM), Münster/Osnabrück (EDDG), Nürnberg (EDDN), Saarbrücken (EDDR), Stuttgart (EDDS)