



LIZ Bulletin

DFS Situation and Information Centre

Week 23

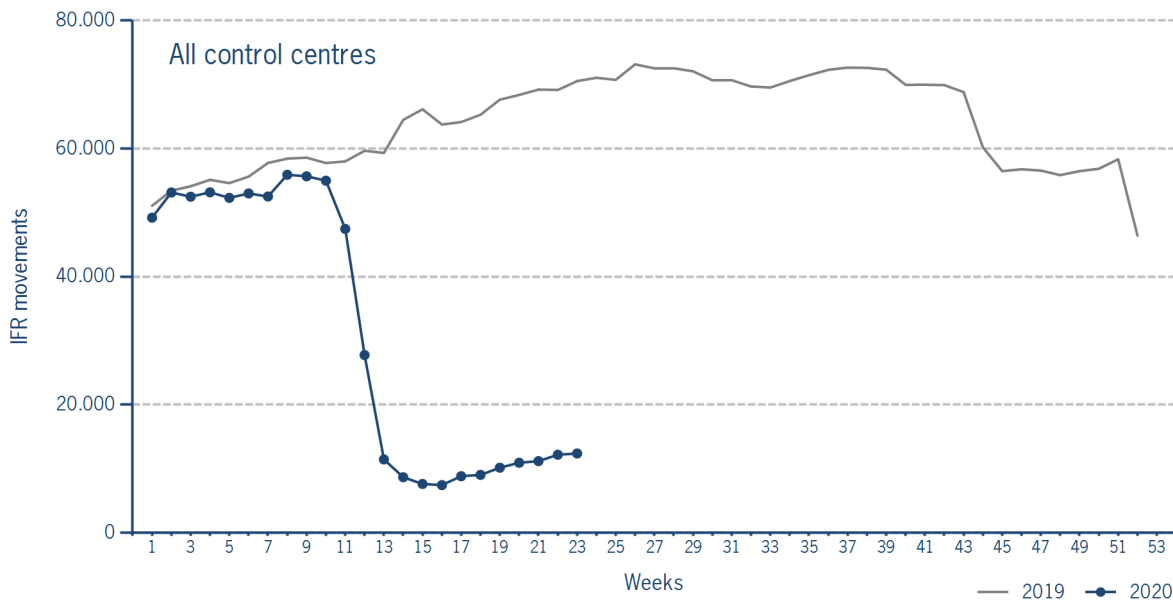
1 JUN 2020 - 7 JUN 2020

Version 09.06.2020

IFR flights in the Federal Republic of Germany

IFR movements (entries, exits, overflights and domestics) in all control sectors with a German designator.

	2020	2019	Trend
Week 23	12.377	70.546	-82,5%
Cumulated Weeks	717.448	1.402.253	-48,8%

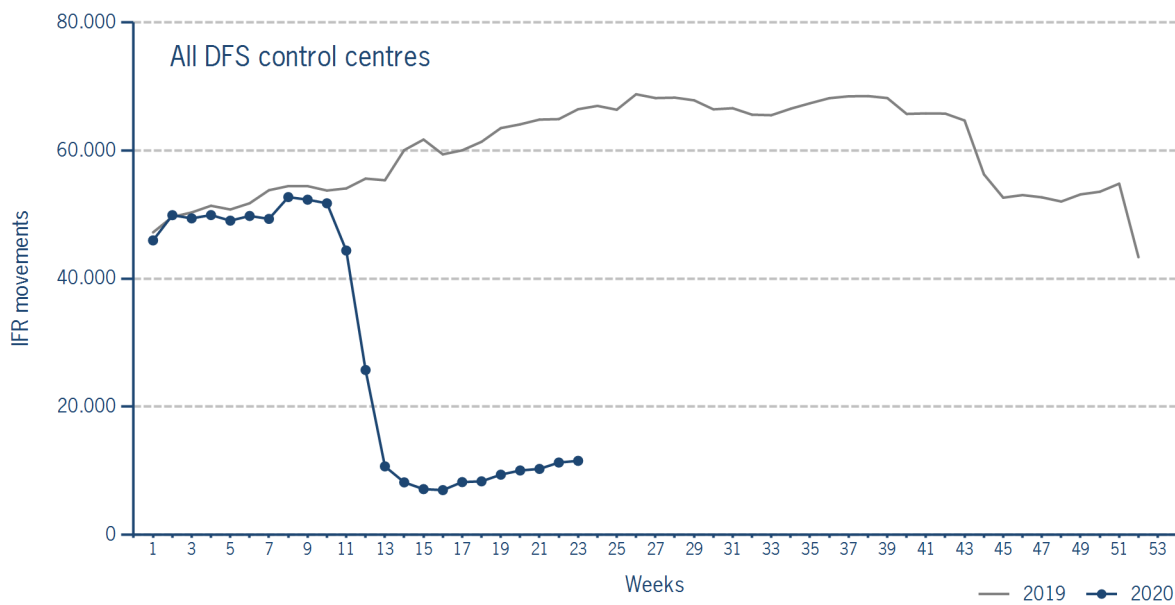


Please note: This count covers the traffic in the area build by all control sectors with a German designator („ED“), regardless of the service provider, including civil and military traffic in sectors controlled by DFS and Maastricht UAC (Maastricht-Hannover sectors). The area counted is composed of modular control sectors designed for ATC purposes with partly cross border structures and is therefore not identical to the political border of the Federal Republic of Germany or the national Flight Information Region (FIR).

IFR flights controlled by DFS

IFR movements (entries, exits, overflights and domestics) in control sectors controlled by DFS.

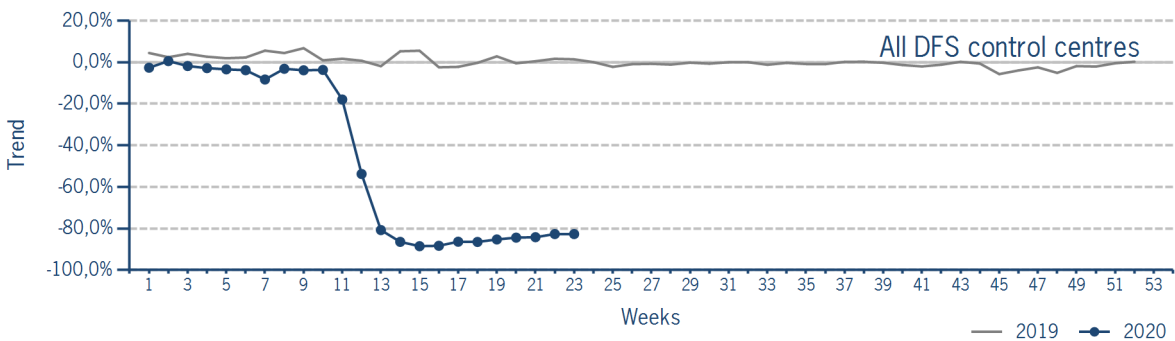
	2020	2019	Trend
Week 23	11.537	66.467	-82,6%
Cumulated Weeks	672.334	1.309.193	-48,6%



Please note: This count covers the traffic in the area build by control sectors of DFS control centres, including civil and military traffic. Traffic in Maastricht UAC (Maastricht-Hannover sectors) is not counted.

IFR flights controlled by DFS - trend

Trend in the number of IFR movements (entries, exits, overflights and domestics) in control sectors controlled by DFS.

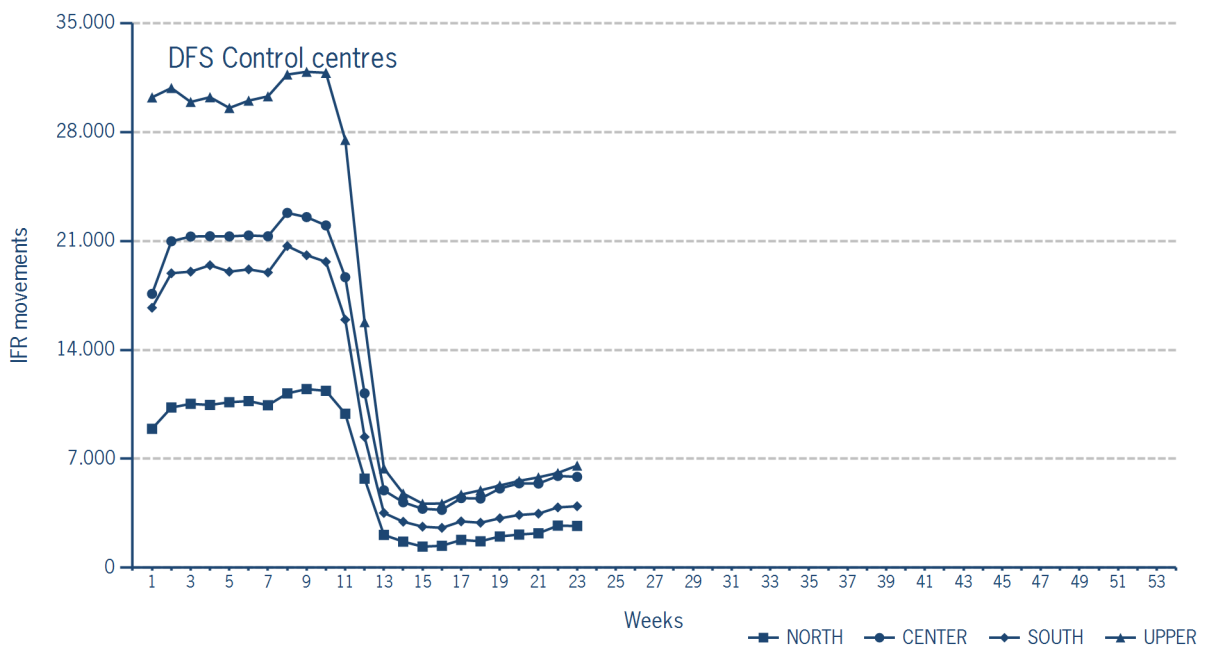


IFR flights controlled by DFS - in detail

IFR movements (entries, exits, overflights and domestics) controlled by DFS at the different control centres.

	NORTH	CENTER	SOUTH	UPPER
Week 23	2.683	5.843	3.952	6.566
Trend	-80,7%	-79,2%	-84,4%	-82,3%
Cumulated Weeks	143.492	295.645	251.488	408.220
Trend	-49,9%	-47,5%	-49,7%	-47,1%

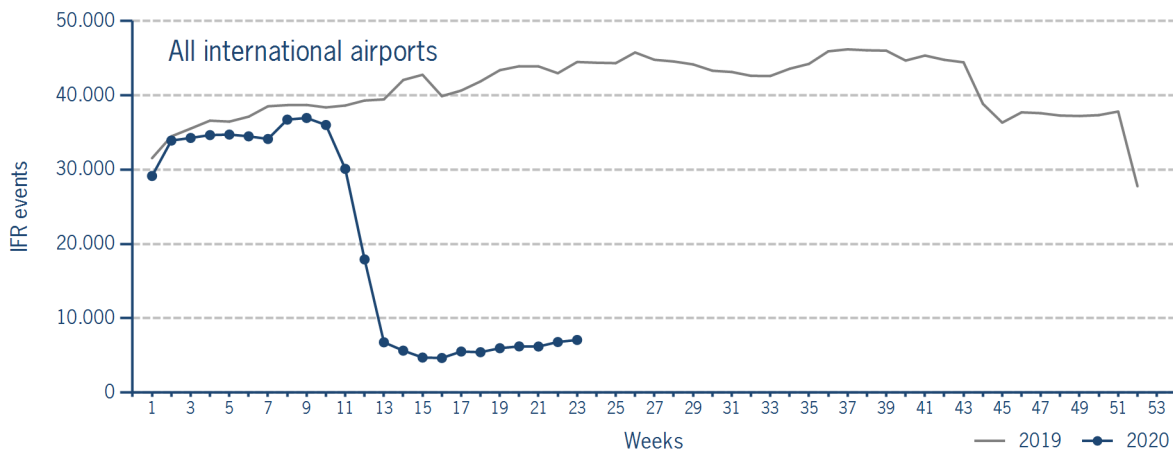
Please note: The trend numbers compare counts of the airspaces in their current configuration to the count of the same airspace in 2019.



IFR flights at international German airports

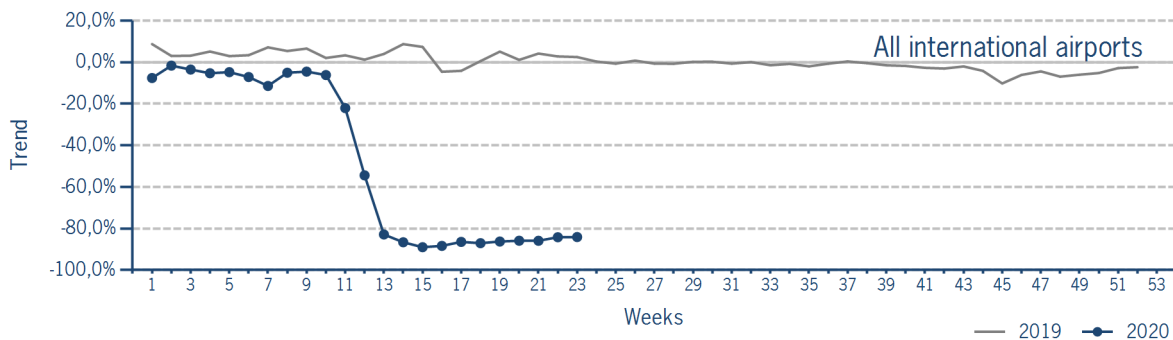
IFR events (take-offs and landings) at the international DFS towers in the Federal Republic of Germany.

	2020	2019	Trend
Week 23	7.085	44.490	-84,1%
Cumulated Weeks	458.111	909.359	-49,6%



IFR flights at international German airports - trend

Trend in the number of IFR events (take-offs and landings) at the international DFS towers in the Federal Republic of Germany.



IFR flights at international German airports - airport category

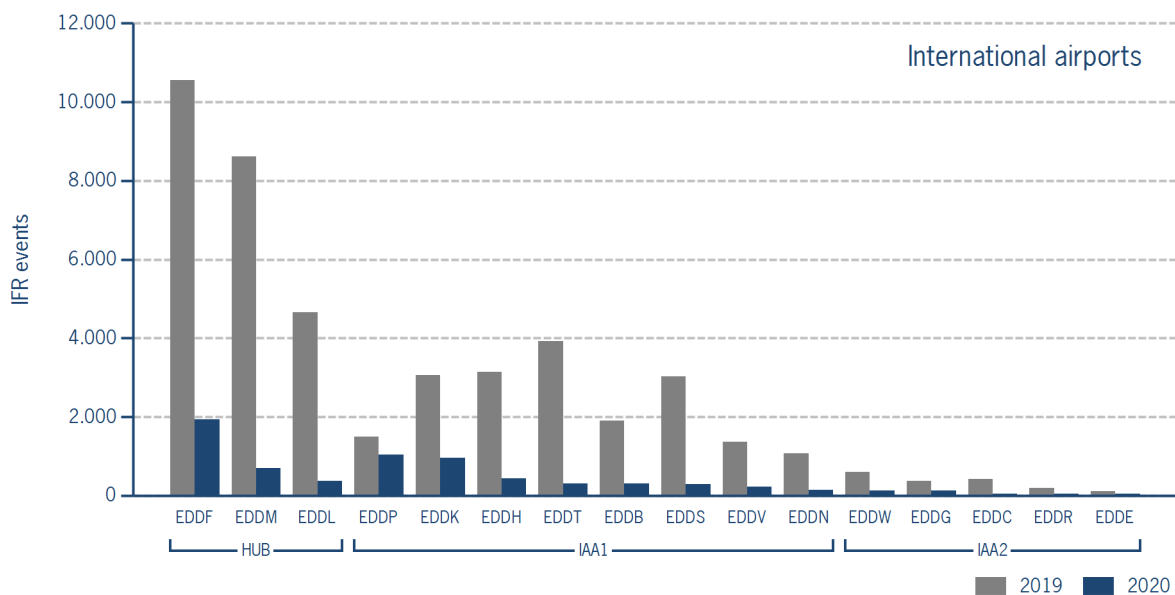
IFR events (take-offs and landings) at the international DFS towers in the Federal Republic of Germany differentiated by Hub Gateways (HUB), International Access Airports 1 (IAA1) and International Access Airports 2 (IAA2).

	HUB	IAA1	IAA2
Week 23	2.996	3.692	397
Trend	-87,4%	-80,5%	-76,5%
Cumulated Weeks	240.144	199.095	18.872
Trend	-51,5%	-47,7%	-43,6%

IFR flights at international German airports - in detail

IFR events (take-offs and landings) at the different international DFS towers in the Federal Republic of Germany.

		Week 23	Trend	Week 1 - 23	Trend
HUB					
EDDF	Frankfurt/Main	1.930	-81,7%	113.070	-48,8%
EDDL	Düsseldorf	373	-92,0%	43.678	-54,6%
EDDM	München	693	-92,0%	83.396	-53,3%
IAA1					
EDDB	Berlin-Schönefeld	300	-84,2%	19.235	-52,0%
EDDH	Hamburg	438	-86,1%	30.277	-52,8%
EDDK	Köln/Bonn	953	-68,9%	36.177	-37,4%
EDDN	Nürnberg	139	-87,1%	10.635	-47,0%
EDDP	Leipzig/Halle	1.035	-30,5%	26.945	-16,4%
EDDS	Stuttgart	293	-90,3%	25.201	-54,4%
EDDT	Berlin-Tegel	303	-92,3%	37.480	-55,9%
EDDV	Hannover	231	-83,0%	13.145	-49,7%
IAA2					
EDDC	Dresden	51	-87,7%	4.401	-49,0%
EDDE	Erfurt/Weimar	41	-65,0%	1.375	-27,2%
EDDG	Münster/Osnabrück	122	-66,8%	4.514	-39,9%
EDDR	Saarbrücken	48	-74,1%	1.628	-46,1%
EDDW	Bremen	135	-77,5%	6.954	-44,0%



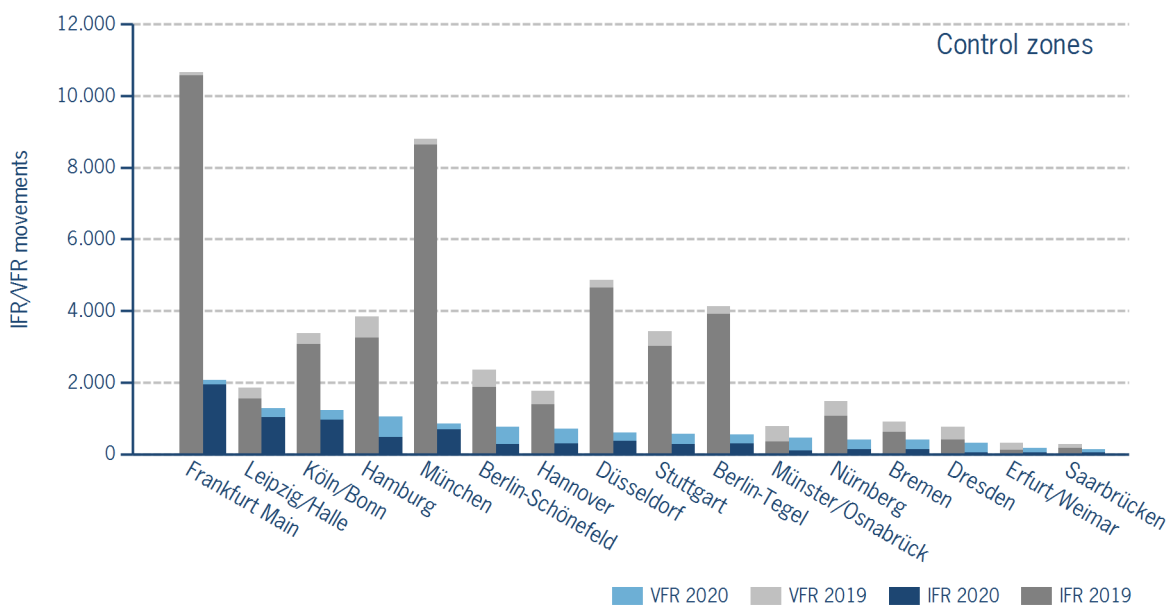
IFR/VFR flights in control zones of DFS towers

IFR/VFR movements (entries, exits, overflights and domestics) at the different control zones of international DFS towers.

	Week 23	Trend	Week 1 - 23	Trend
Berlin-Schönefeld	770	-67,3%	24.889	-46,4%
Berlin-Tegel	547	-86,7%	41.096	-53,5%
Bremen	395	-56,3%	11.073	-37,4%
Dresden	314	-58,7%	8.462	-40,7%
Düsseldorf	598	-87,7%	46.810	-52,7%
Erfurt/Weimar	168	-47,0%	3.456	-28,0%
Frankfurt Main	2.072	-80,6%	115.243	-48,3%
Hamburg	1.055	-72,5%	39.279	-47,5%
Hannover	711	-59,7%	21.040	-39,6%
Köln/Bonn	1.228	-63,6%	41.447	-35,1%
Leipzig/Halle	1.277	-31,2%	31.761	-16,7%
München	851	-90,3%	85.841	-52,6%
Münster/Osnabrück	460	-40,7%	10.739	-28,2%
Nürnberg	396	-73,3%	14.773	-43,4%
Saarbrücken	139	-50,7%	2.952	-38,9%
Stuttgart	560	-83,7%	30.273	-50,9%

Additional information:

Münster reported 136 glider movements for the current week, i.e. 898 glider movements for the cumulated year.



IFR flights at regional German airports - in detail

IFR events (take-offs and landings) at the different regional towers in the Federal Republic of Germany with control zone and barely any PPR.

	2020	2019	Trend
Week 23	1.484	3.433	-56,8%
Cumulated Weeks	39.936	69.581	-42,6%

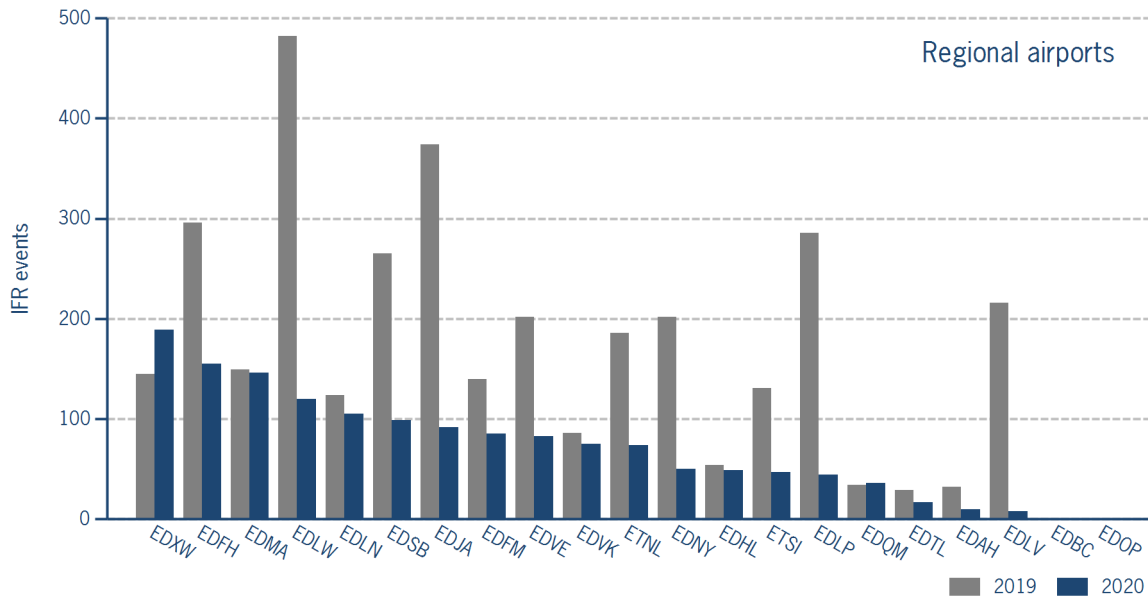
	Week 23	Trend	Week 1 - 23	Trend
EDAH Heringsdorf	10	-68,8%	244	-27,2%
EDBC Magdeburg/Cochstedt	0	N/A	0	-100,0%
EDFH Frankfurt-Hahn	155	-47,6%	4.669	-36,4%
EDFM Mannheim City	85	-39,3%	1.758	-41,2%
EDHL Lübeck-Blankensee	49	-9,3%	668	-46,3%
EDJA Memmingen	92	-75,4%	3.465	-48,0%
EDLN Mönchengladbach	105	-15,3%	2.285	-16,5%
EDLP Paderborn/Lippstadt	44	-84,6%	2.273	-58,8%
EDLV Niederrhein	8	-96,3%	1.303	-66,9%
EDLW Dortmund	120	-75,1%	5.794	-42,4%
EDMA Augsburg	146	-2,0%	2.229	-25,5%
EDNY Friedrichshafen	50	-75,2%	2.274	-53,3%
EDOP Schwerin-Parchim	0	N/A	0	-100,0%
EDQM Hof-Plauen	36	5,9%	463	-28,7%
EDSB Karlsruhe/Baden-Baden	99	-62,6%	3.212	-35,9%
EDTL Lahr	17	-41,4%	385	-43,0%
EDVE Braunschweig-Wolfsburg	83	-58,9%	2.307	-45,2%
EDVK Kassel-Calden	75	-12,8%	1.445	-22,3%
EDXW Sylt	189	30,3%	1.255	-40,9%
ETNL Laage	74	-60,2%	2.555	-32,2%
ETSI Ingolstadt/Manching	47	-64,1%	1.352	-47,2%

*The value is of limited conclusiveness (OLC).

Please note: The airport Magdeburg-Cochstedt (EDBC) is currently closed and the airport Sylt (EDXW) is now assigned to Austro Control.

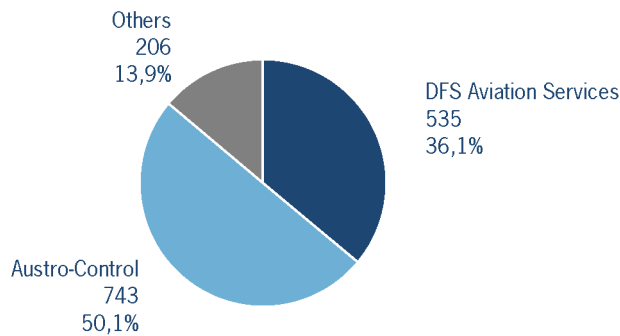
IFR flights at regional German airports - in detail

IFR events (take-offs and landings) at the different regional towers in the Federal Republic of Germany with control zone and barely any PPR.



IFR flights at regional German airports - air traffic service providers

Percentage of IFR events (take-offs and landings) at the regional towers in the Federal Republic of Germany differentiated between DFS Aviation Services, Austro Control and other providers.



- DFS Aviation Services: Dortmund (EDLW), Friedrichshafen (EDNY), Karlsruhe/Baden-Baden (EDSB), Lahr (EDTL), Magdeburg/Cochstedt (EDBC), Memmingen (EDJA), Mönchengladbach (EDLN), Niederrhein (EDLV), Paderborn/Lippstadt (EDLP)
- Austro Control: Augsburg (EDMA), Braunschweig-Wolfsburg (EDVE), Frankfurt-Hahn (EDFH), Heringsdorf (EDAH), Hof-Plauen (EDQM), Kassel-Calden (EDVK), Lübeck-Blankensee (EDHL), Schwerin-Parchim (EDOP), Sylt (EDXW)
- Others: Ingolstadt/Manching (ETSI), Laage (ETNL), Mannheim City (EDFM)




ATFM Arrival Delay

(Data Source: NM statistics, DFS LIZ)

ATFM Arrival Delay with reference to the relevant airport, in minutes per IFR arrival.

ATFM Arrival Delay:

sum of all arrival ATFM delay divided by the sum of all inbound flights for the particular traffic volume

Airports		ATC Delay [min/arrival]	non ATC Delay [min/arrival]	
	All Airports	0	0,0968	
EDDF	Frankfurt/Main	0	0,3455	
EDDP	Leipzig/Halle	0	0,0215	

Please note: The ATFM delay data are provided by NM statistics. Due to internal distribution of the ATFM delay, data are modified by CC/FC and TWR/M. The inbound flight information is based on LIZ statistics.

All Airports means all international German airports: Berlin-Schönefeld (EDDB), Berlin-Tegel (EDDT), Bremen (EDDW), Dresden (EDDC), Düsseldorf (EDDL), Erfurt/Weimar (EDDE), Frankfurt/Main (EDDF), Hamburg (EDDH), Hannover (EDDV), Köln/Bonn (EDDK), Leipzig/Halle (EDDP), München (EDDM), Münster/Osnabrück (EDDG), Nürnberg (EDDN), Saarbrücken (EDDR), Stuttgart (EDDS)