



LIZ Bulletin

DFS Situation and Information Centre

Week 6

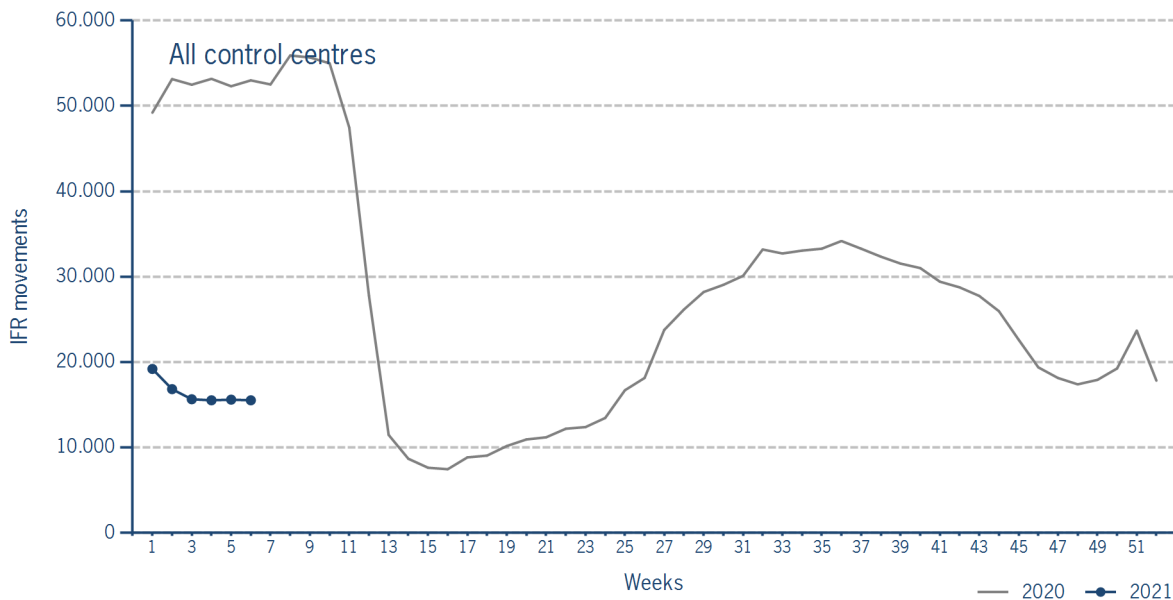
8 FEB 2021 - 14 FEB 2021

Version 18.02.2021

IFR flights in the Federal Republic of Germany

IFR movements (entries, exits, overflights and domestics) in all control sectors with a German designator.

	2021	2020	Trend
Week 6	15.510	52.992	-70,7%
Cumulated Weeks	98.243	313.308	-68,6%

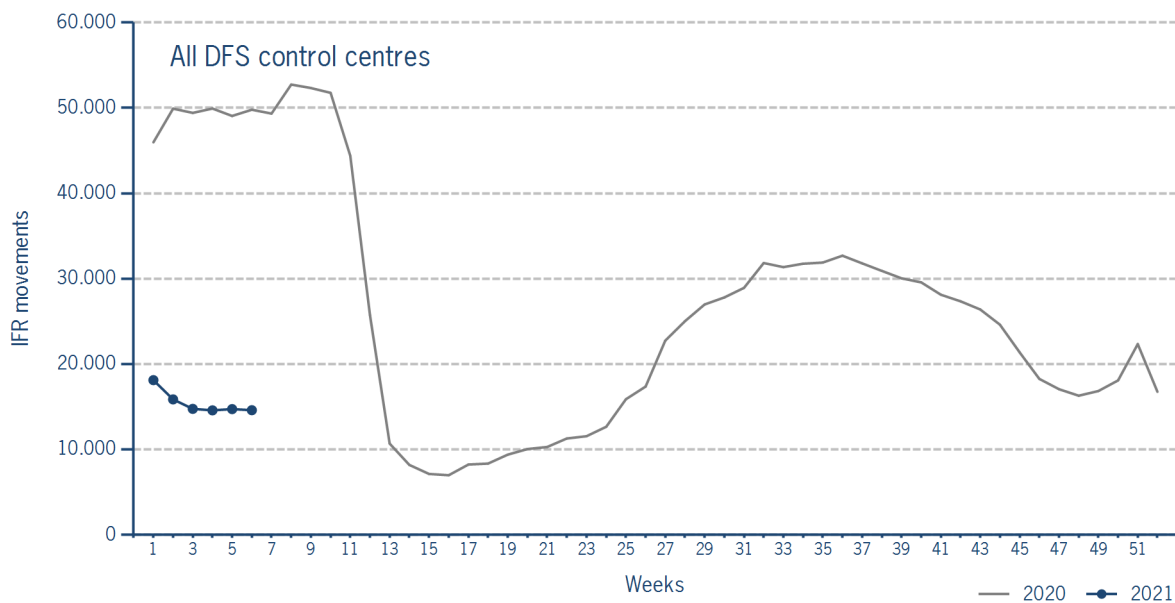


Please note: This count covers the traffic in the area build by all control sectors with a German designator („ED“), regardless of the service provider, including civil and military traffic in sectors controlled by DFS and Maastricht UAC (Maastricht-Hannover sectors). The area counted is composed of modular control sectors designed for ATC purposes with partly cross border structures and is therefore not identical to the political border of the Federal Republic of Germany or the national Flight Information Region (FIR).

IFR flights controlled by DFS

IFR movements (entries, exits, overflights and domestics) in control sectors controlled by DFS.

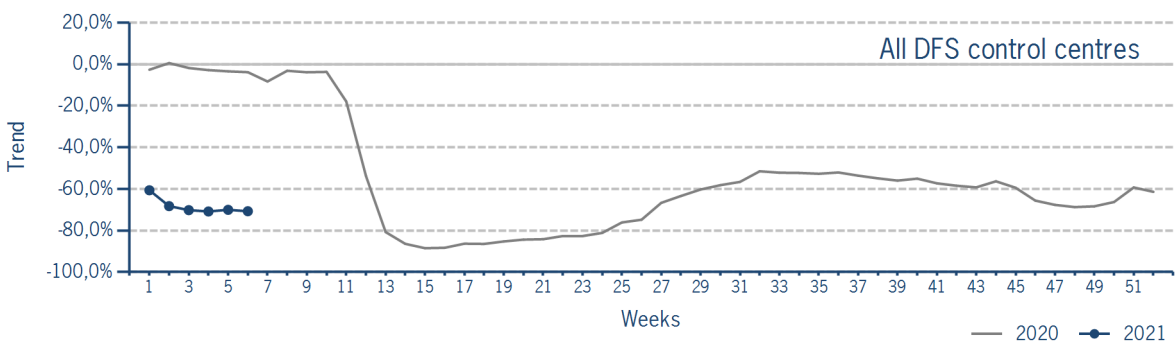
	2021	2020	Trend
Week 6	14.586	49.787	-70,7%
Cumulated Weeks	92.570	294.067	-68,5%



Please note: This count covers the traffic in the area build by control sectors of DFS control centres, including civil and military traffic. Traffic in Maastricht UAC (Maastricht-Hannover sectors) is not counted.

IFR flights controlled by DFS - trend

Trend in the number of IFR movements (entries, exits, overflights and domestics) in control sectors controlled by DFS.

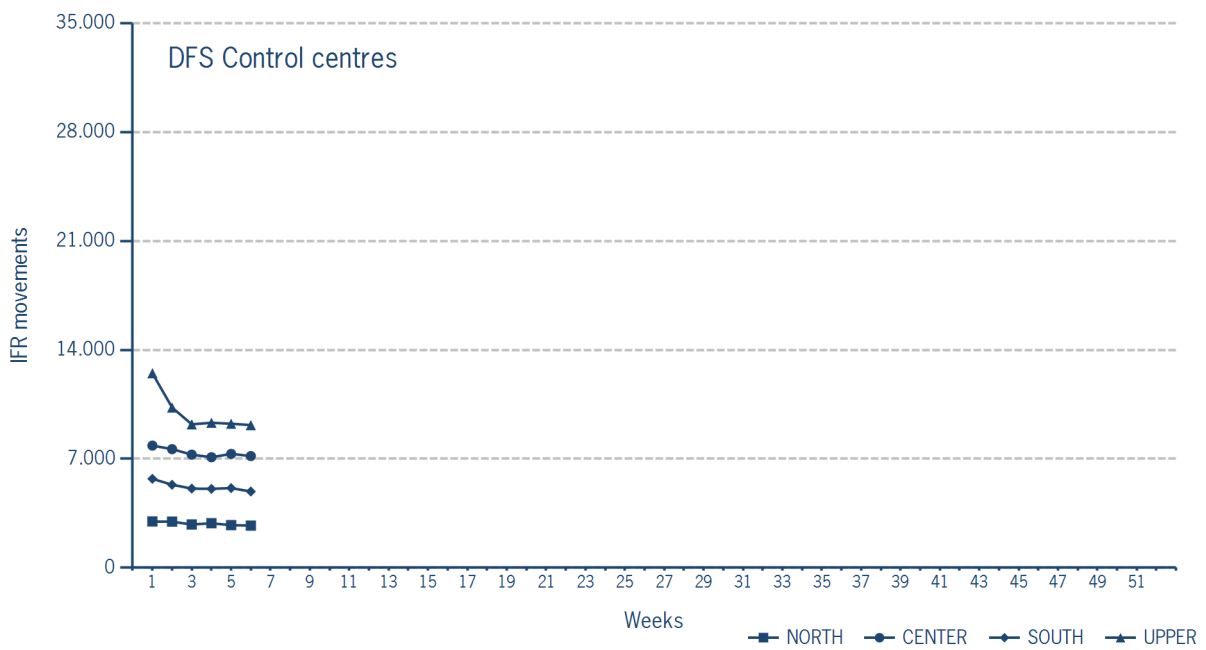


IFR flights controlled by DFS - in detail

IFR movements (entries, exits, overflights and domestics) controlled by DFS at the different control centres.

	NORTH	CENTER	SOUTH	UPPER
Week 6	2.709	7.179	4.900	9.168
Trend	-74,7%	-66,4%	-74,4%	-69,5%
Cumulated Weeks	17.017	44.345	31.228	59.759
Trend	-72,4%	-64,2%	-72,2%	-67,0%

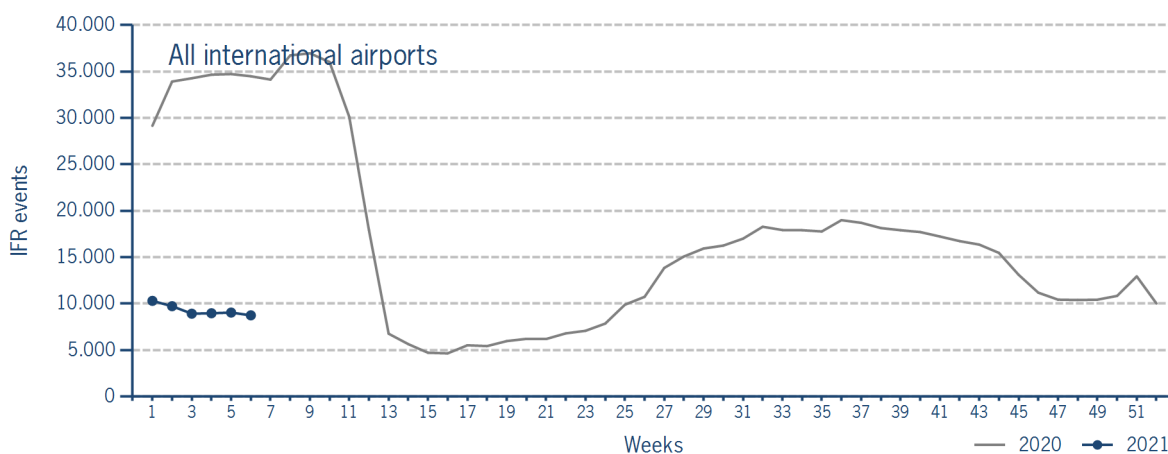
Please note: The trend numbers compare counts of the airspaces in their current configuration to the count of the same airspace in 2020.



IFR flights at international German airports

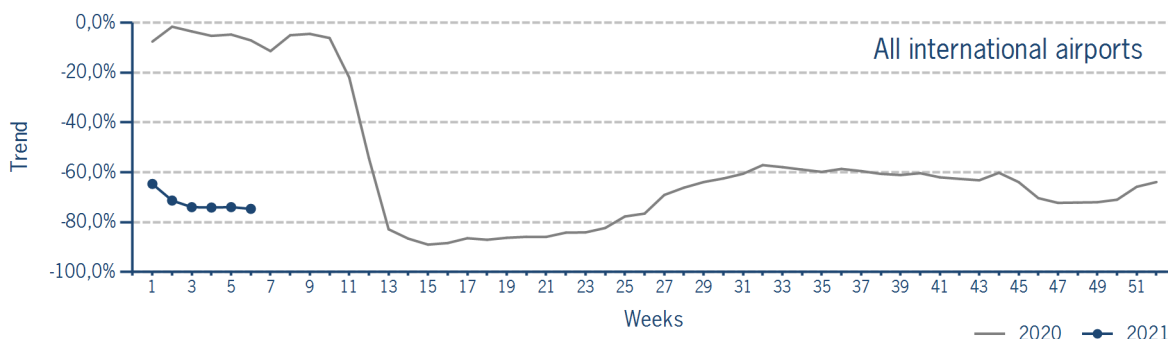
IFR events (take-offs and landings) at the international DFS towers in the Federal Republic of Germany.

	2021	2020	Trend
Week 6	8.749	34.487	-74,6%
Cumulated Weeks	55.739	201.198	-72,3%



IFR flights at international German airports - trend

Trend in the number of IFR events (take-offs and landings) at the international DFS towers in the Federal Republic of Germany.



IFR flights at international German airports - airport category

IFR events (take-offs and landings) at the international DFS towers in the Federal Republic of Germany differentiated by Hub Gateways (HUB), International Access Airports 1 (IAA1) and International Access Airports 2 (IAA2).

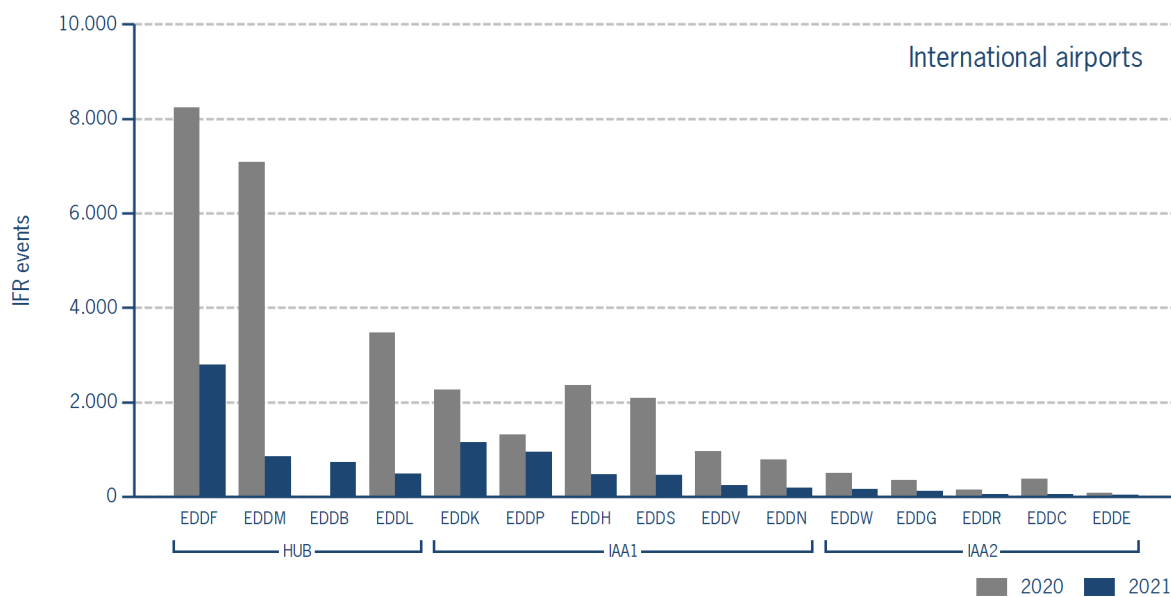
	HUB	IAA1	IAA2
Week 6	4.862	3.478	409
Trend*	-74,1%	-75,6%	-71,9%
Cumulated Weeks	31.867	21.733	2.139
Trend*	-71,2%	-73,8%	-72,1%

*Please note: Berlin-Schönefeld used to be listed as IAA1. Berlin-Brandenburg is listed as a HUB.

IFR flights at international German airports - in detail

IFR events (take-offs and landings) at the different international DFS towers in the Federal Republic of Germany.

		Week 6	Trend	Week 1 - 6	Trend
HUB					
EDDB	Berlin-Brandenburg	733	N/A	4.929	N/A
EDDF	Frankfurt/Main	2.790	-66,1%	17.536	-64,0%
EDDL	Düsseldorf	487	-86,0%	3.374	-83,8%
EDDM	München	852	-88,0%	6.028	-85,3%
IAA1					
EDDH	Hamburg	474	-79,9%	2.952	-78,6%
EDDK	Köln/Bonn	1.158	-48,9%	6.579	-50,5%
EDDN	Nürnberg	185	-76,6%	1.040	-77,6%
EDDP	Leipzig/Halle	950	-27,4%	6.931	-7,3%
EDDS	Stuttgart	466	-77,7%	2.750	-77,0%
EDDV	Hannover	245	-74,7%	1.481	-73,9%
IAA2					
EDDC	Dresden	48	-87,4%	286	-85,9%
EDDE	Erfurt/Weimar	32	-57,3%	245	-36,0%
EDDG	Münster/Osnabrück	115	-67,5%	568	-68,1%
EDDR	Saarbrücken	57	-60,1%	244	-65,2%
EDDW	Bremen	157	-68,8%	796	-71,5%



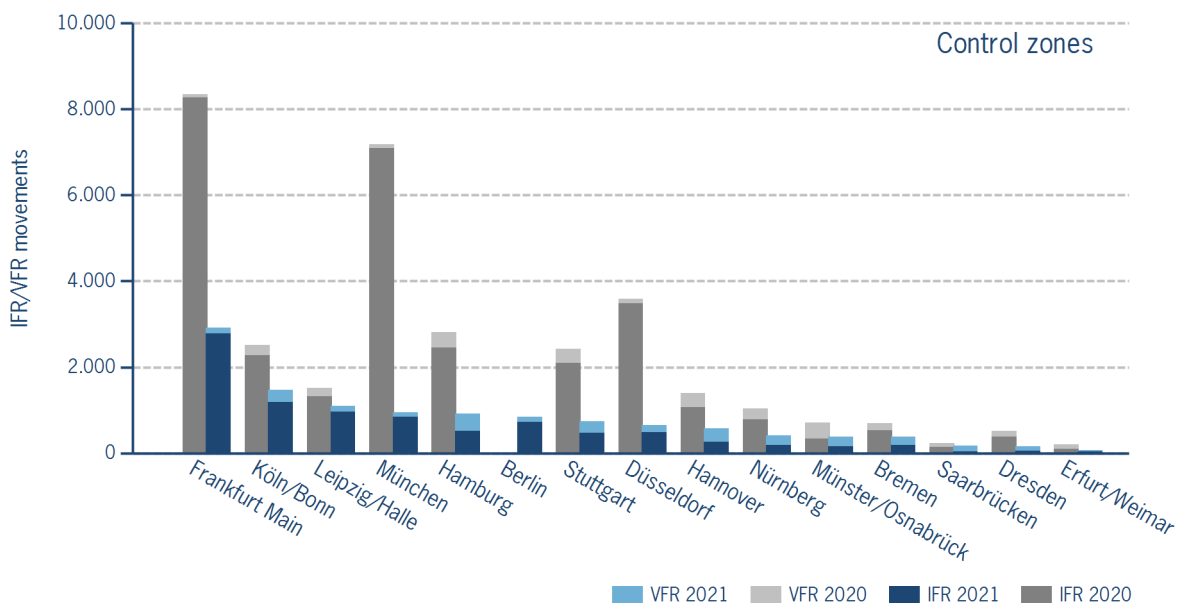
IFR/VFR flights in control zones of DFS towers

IFR/VFR movements (entries, exits, overflights and domestics) at the different control zones of international DFS towers.

	Week 6	Trend	Week 1 - 6	Trend
Berlin	851	N/A	5.437	N/A
Bremen	381	-44,9%	1.556	-56,6%
Dresden	165	-68,4%	822	-72,1%
Düsseldorf	648	-82,0%	3.994	-81,3%
Erfurt/Weimar	75	-61,7%	516	-43,5%
Frankfurt Main	2.918	-65,1%	18.095	-63,1%
Hamburg	920	-67,3%	4.606	-70,4%
Hannover	573	-59,1%	2.971	-60,9%
Köln/Bonn	1.467	-41,6%	7.597	-47,1%
Leipzig/Halle	1.096	-27,7%	7.628	-9,3%
München	949	-86,8%	6.465	-84,4%
Münster/Osnabrück	384	-45,6%	1.526	-48,8%
Nürnberg	413	-60,0%	1.791	-68,4%
Saarbrücken	168	-29,7%	542	-47,1%
Stuttgart	743	-69,3%	3.686	-72,2%

Additional information:

Münster reported no glider movements for the current week, i.e. no glider movements for the cumulated year.



IFR flights at regional German airports - in detail

IFR events (take-offs and landings) at the different regional towers in the Federal Republic of Germany with control zone and barely any PPR.

	2021	2020	Trend
Week 6	1.257	2.751	-54,3%
Cumulated Weeks	7.246	14.756	-50,9%

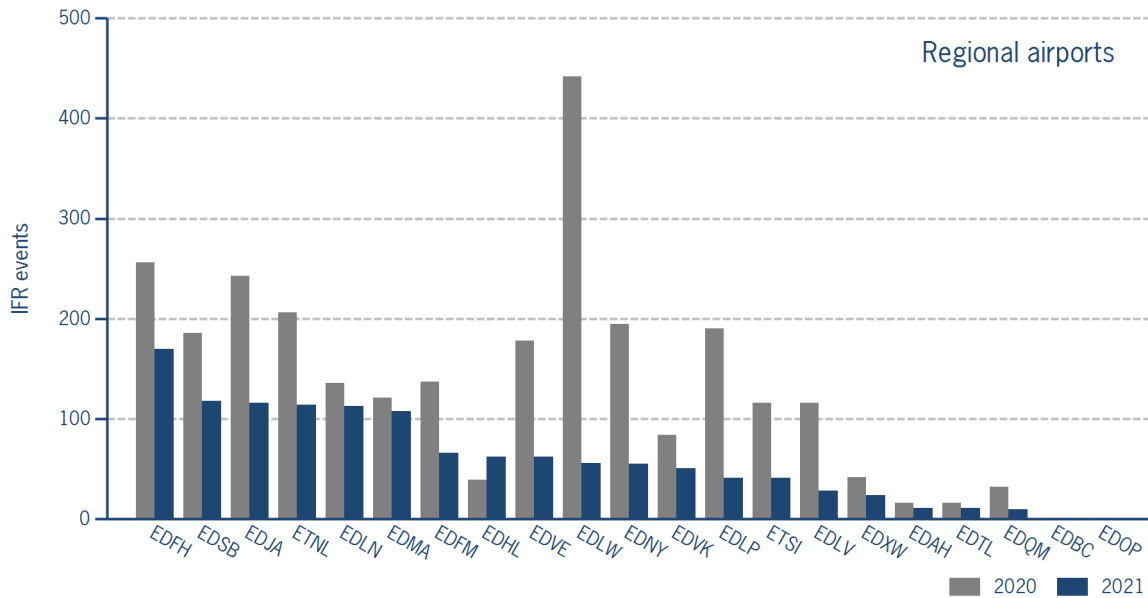
	Week 6	Trend	Week 1 - 6	Trend
EDAH Heringsdorf	11	-31,3%	26	-76,4%
EDBC Magdeburg/Cochstedt	0	N/A	0	N/A
EDFH Frankfurt-Hahn	170	-33,6%	961	-31,8%
EDFM Mannheim City	66	-51,8%	414	-34,1%
EDHL Lübeck-Blankensee	62	59,0%	218	14,7%
EDJA Memmingen	116	-52,3%	578	-62,2%
EDLN Mönchengladbach	113	-16,9%	619	4,4%
EDLP Paderborn/Lippstadt	41	-78,4%	278	-70,8%
EDLV Niederrhein	28	-75,9%	121	-82,2%
EDLW Dortmund	56	-87,3%	853	-66,2%
EDMA Augsburg	108	-10,7%	541	-9,4%
EDNY Friedrichshafen	55	-71,8%	241	-77,5%
EDOP Schwerin-Parchim	0	OLC*	0	OLC*
EDQM Hof-Plauen	10	-68,8%	65	-53,6%
EDSB Karlsruhe/Baden-Baden	118	-36,6%	689	-35,5%
EDTL Lahr	11	-31,3%	113	2,7%
EDVE Braunschweig-Wolfsburg	62	-65,2%	373	-56,1%
EDVK Kassel-Calden	51	-39,3%	239	-36,4%
EDXW Sylt	24	-42,9%	159	-54,6%
ETNL Laage	114	-44,7%	589	-46,2%
ETSI Ingolstadt/Manching	41	-64,7%	169	-65,3%

*The value is of limited conclusiveness (OLC).

Please note: The airport Magdeburg-Cochstedt (EDBC) is currently closed.

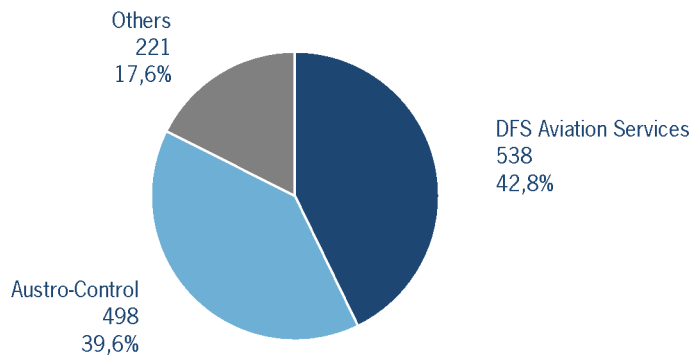
IFR flights at regional German airports - in detail

IFR events (take-offs and landings) at the different regional towers in the Federal Republic of Germany with control zone and barely any PPR.



IFR flights at regional German airports - air traffic service providers

Percentage of IFR events (take-offs and landings) at the regional towers in the Federal Republic of Germany differentiated between DFS Aviation Services, Austro Control and other providers.



- DFS Aviation Services: Dortmund (EDLW), Friedrichshafen (EDNY), Karlsruhe/Baden-Baden (EDSB), Lahr (EDTL), Magdeburg/Cochstedt (EDBC), Memmingen (EDJA), Mönchengladbach (EDLN), Niederrhein (EDLV), Paderborn/Lippstadt (EDLP)
- Austro Control: Augsburg (EDMA), Braunschweig-Wolfsburg (EDVE), Frankfurt-Hahn (EDFH), Heringsdorf (EDAH), Hof-Plauen (EDQM), Kassel-Calden (EDVK), Lübeck-Blankensee (EDHL), Schwerin-Parchim (EDOP), Sylt (EDXW)
- Others: Ingolstadt/Manching (ETSI), Laage (ETNL), Mannheim City (EDFM)

ATFM Arrival Delay

(Data Source: NM statistics, DFS LIZ)

ATFM Arrival Delay with reference to the relevant airport, in minutes per IFR arrival.

ATFM Arrival Delay:
sum of all arrival ATFM delay divided by the sum of all inbound flights for the particular traffic volume

Airports		ATC Delay [min/arrival]	non ATC Delay [min/arrival]
	All Airports	0	0,2009
EDDP	Leipzig/Halle	0	1,8860

Please note: The ATFM delay data are provided by NM statistics. Due to internal distribution of the ATFM delay, data are modified by CC/FC and TWR/M. The inbound flight information is based on LIZ statistics.

All Airports means all international German airports: Berlin-Brandenburg (EDDB), Berlin-Tegel (EDDT), Bremen (EDDW), Dresden (EDDC), Düsseldorf (EDDL), Erfurt/Weimar (EDDE), Frankfurt/Main (EDDF), Hamburg (EDDH), Hannover (EDDV), Köln/Bonn (EDDK), Leipzig/Halle (EDDP), München (EDDM), Münster/Osnabrück (EDDG), Nürnberg (EDDN), Saarbrücken (EDDR), Stuttgart (EDDS)