



LIZ Bulletin

DFS Situation and Information Centre

Week 2

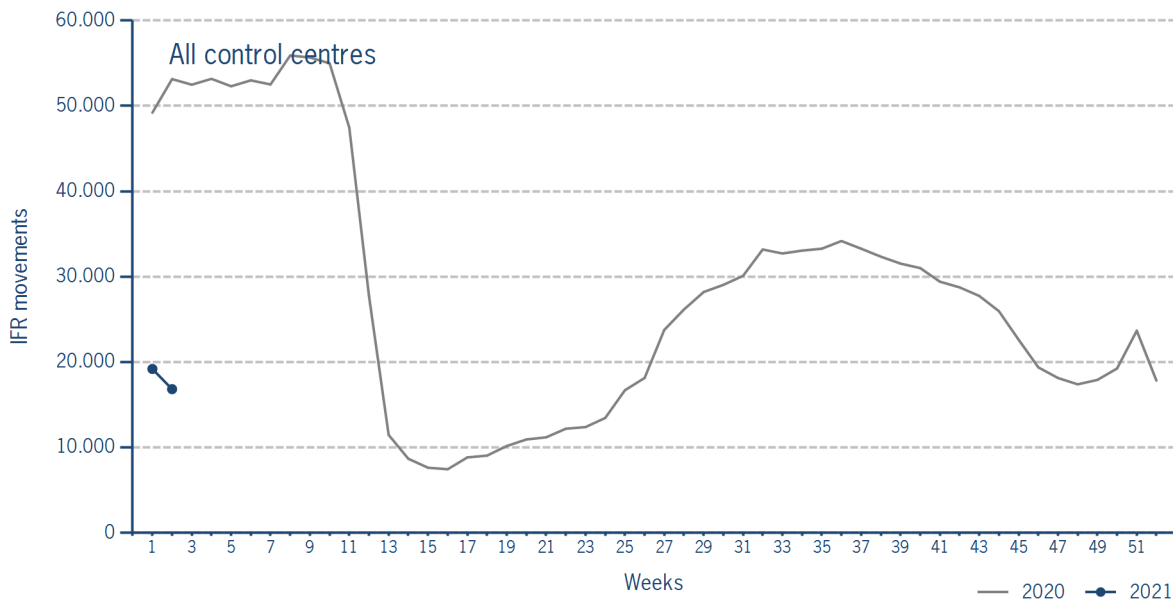
11 JAN 2021 - 17 JAN 2021

Version 19.01.2021

IFR flights in the Federal Republic of Germany

IFR movements (entries, exits, overflights and domestics) in all control sectors with a German designator.

	2021	2020	Trend
Week 2	16.816	53.144	-68,4%
Cumulated Weeks	35.999	102.353	-64,8%

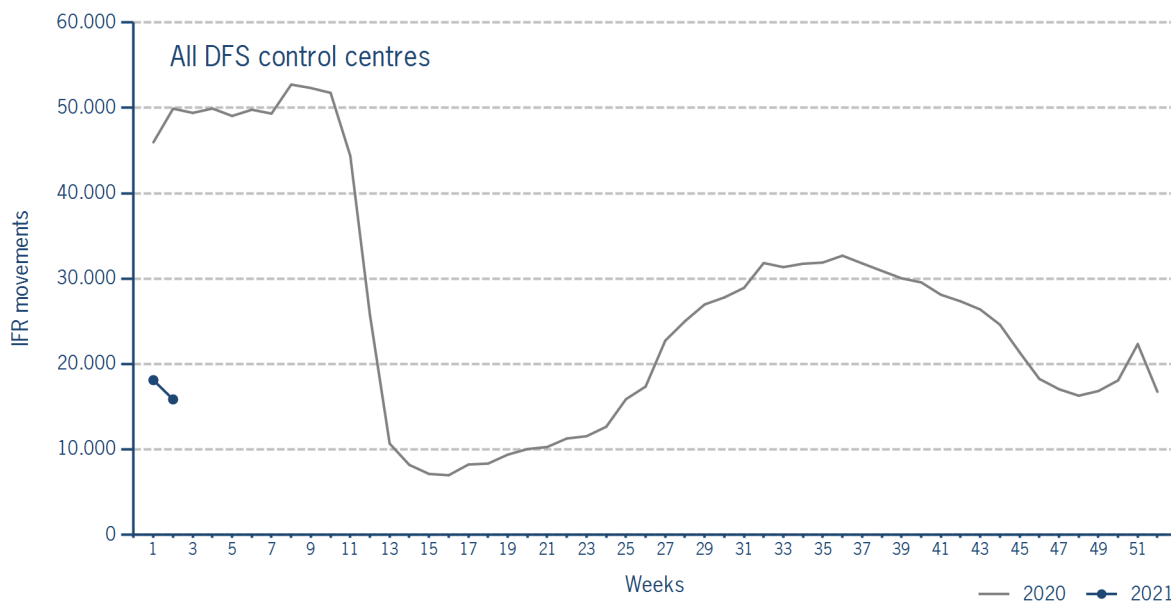


Please note: This count covers the traffic in the area build by all control sectors with a German designator („ED“), regardless of the service provider, including civil and military traffic in sectors controlled by DFS and Maastricht UAC (Maastricht-Hannover sectors). The area counted is composed of modular control sectors designed for ATC purposes with partly cross border structures and is therefore not identical to the political border of the Federal Republic of Germany or the national Flight Information Region (FIR).

IFR flights controlled by DFS

IFR movements (entries, exits, overflights and domestics) in control sectors controlled by DFS.

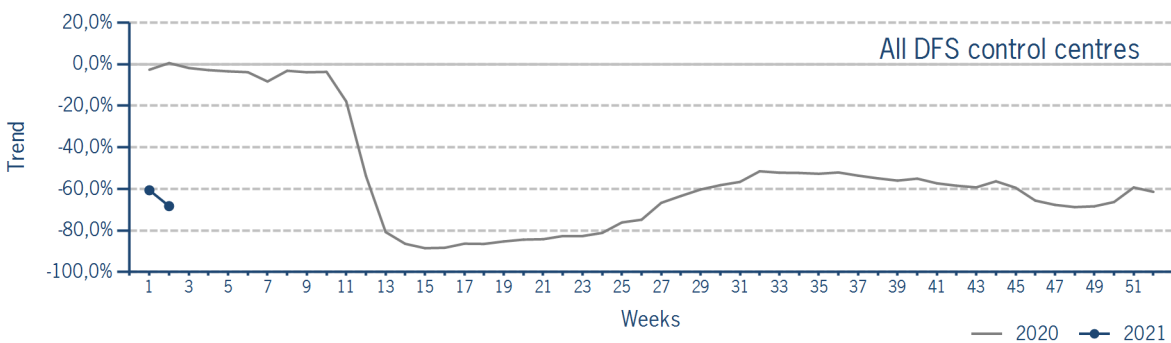
	2021	2020	Trend
Week 2	15.852	49.912	-68,2%
Cumulated Weeks	33.959	95.881	-64,6%



Please note: This count covers the traffic in the area build by control sectors of DFS control centres, including civil and military traffic. Traffic in Maastricht UAC (Maastricht-Hannover sectors) is not counted.

IFR flights controlled by DFS - trend

Trend in the number of IFR movements (entries, exits, overflights and domestics) in control sectors controlled by DFS.

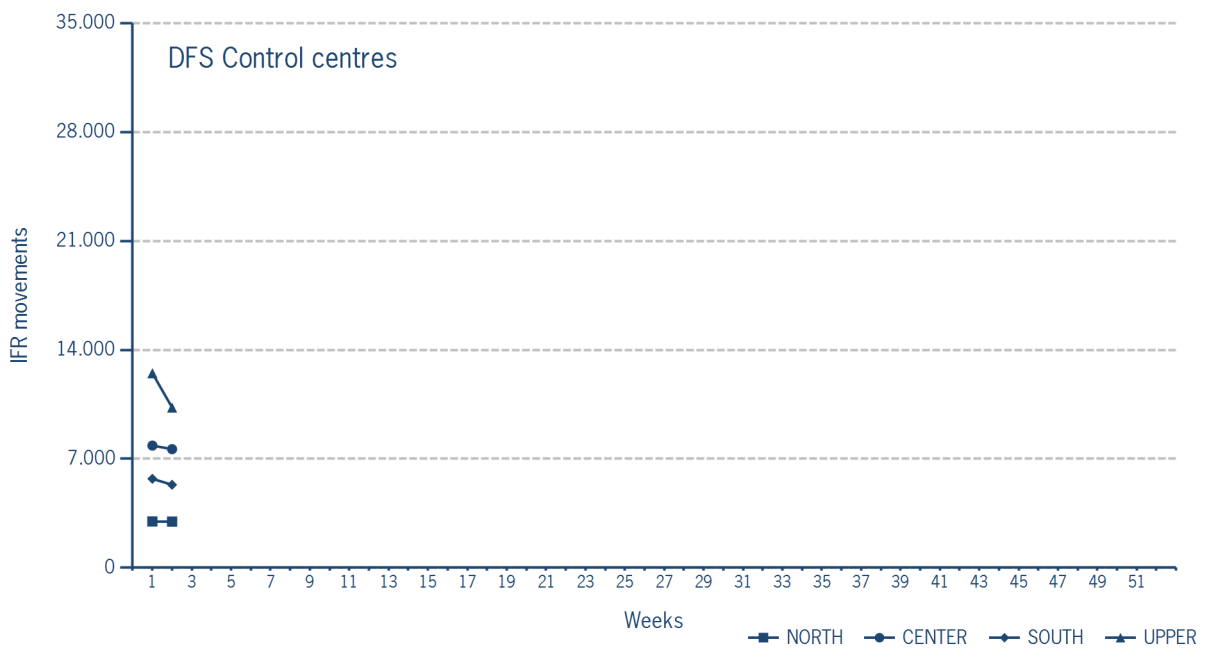


IFR flights controlled by DFS - in detail

IFR movements (entries, exits, overflights and domestics) controlled by DFS at the different control centres.

	NORTH	CENTER	SOUTH	UPPER
Week 2	2.960	7.623	5.333	10.297
Trend	-71,2%	-63,7%	-71,8%	-66,6%
Cumulated Weeks	5.932	15.473	11.049	22.798
Trend	-69,1%	-59,9%	-69,0%	-62,7%

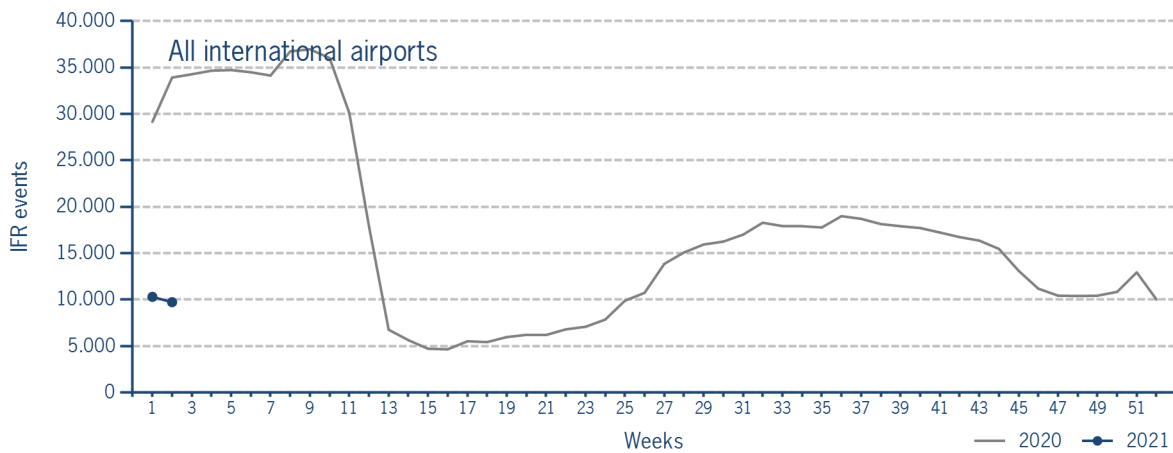
Please note: The trend numbers compare counts of the airspaces in their current configuration to the count of the same airspace in 2020.



IFR flights at international German airports

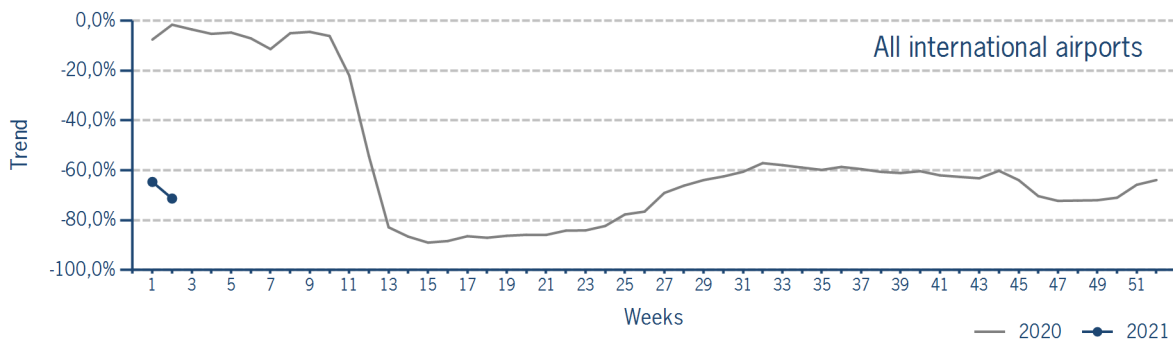
IFR events (take-offs and landings) at the international DFS towers in the Federal Republic of Germany.

	2021	2020	Trend
Week 2	9.734	33.914	-71,3%
Cumulated Weeks	20.040	63.064	-68,2%



IFR flights at international German airports - trend

Trend in the number of IFR events (take-offs and landings) at the international DFS towers in the Federal Republic of Germany.



IFR flights at international German airports - airport category

IFR events (take-offs and landings) at the international DFS towers in the Federal Republic of Germany differentiated by Hub Gateways (HUB), International Access Airports 1 (IAA1) and International Access Airports 2 (IAA2).

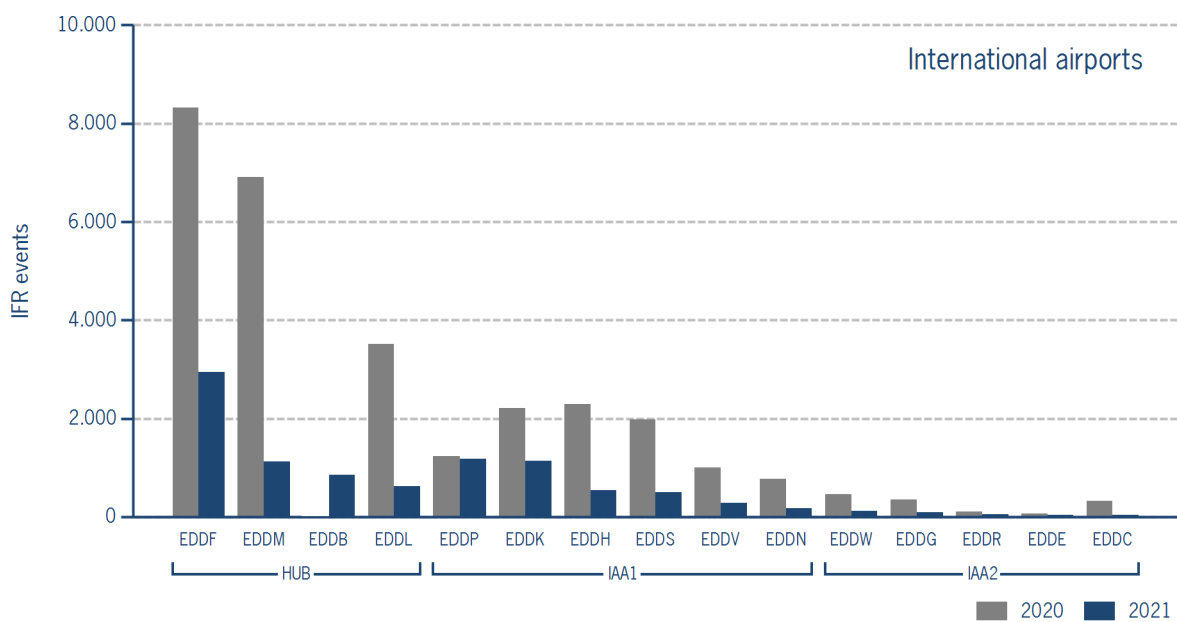
	HUB	IAA1	IAA2
Week 2	5.550	3.826	358
Trend*	-70,4%	-72,4%	-72,5%
Cumulated Weeks	11.997	7.419	624
Trend*	-65,5%	-71,7%	-70,8%

*Please note: Berlin-Schönefeld used to be listed as IAA1. Berlin-Brandenburg is listed as a HUB.

IFR flights at international German airports - in detail

IFR events (take-offs and landings) at the different international DFS towers in the Federal Republic of Germany.

		Week 2	Trend	Week 1 - 2	Trend
HUB					
EDDB	Berlin-Brandenburg	855	N/A	1.855	N/A
EDDF	Frankfurt/Main	2.947	-64,6%	6.261	-59,6%
EDDL	Düsseldorf	625	-82,2%	1.321	-79,9%
EDDM	München	1.123	-83,8%	2.560	-79,8%
IAA1					
EDDH	Hamburg	541	-76,4%	1.102	-74,5%
EDDK	Köln/Bonn	1.133	-48,8%	2.182	-46,6%
EDDN	Nürnberg	178	-77,1%	341	-76,2%
EDDP	Leipzig/Halle	1.184	-4,0%	2.299	3,6%
EDDS	Stuttgart	501	-74,7%	950	-73,8%
EDDV	Hannover	289	-71,3%	545	-69,7%
IAA2					
EDDC	Dresden	43	-86,6%	82	-85,6%
EDDE	Erfurt/Weimar	45	-36,6%	88	-10,2%
EDDG	Münster/Osnabrück	96	-72,3%	150	-70,1%
EDDR	Saarbrücken	48	-53,8%	70	-61,7%
EDDW	Bremen	126	-72,5%	234	-70,1%



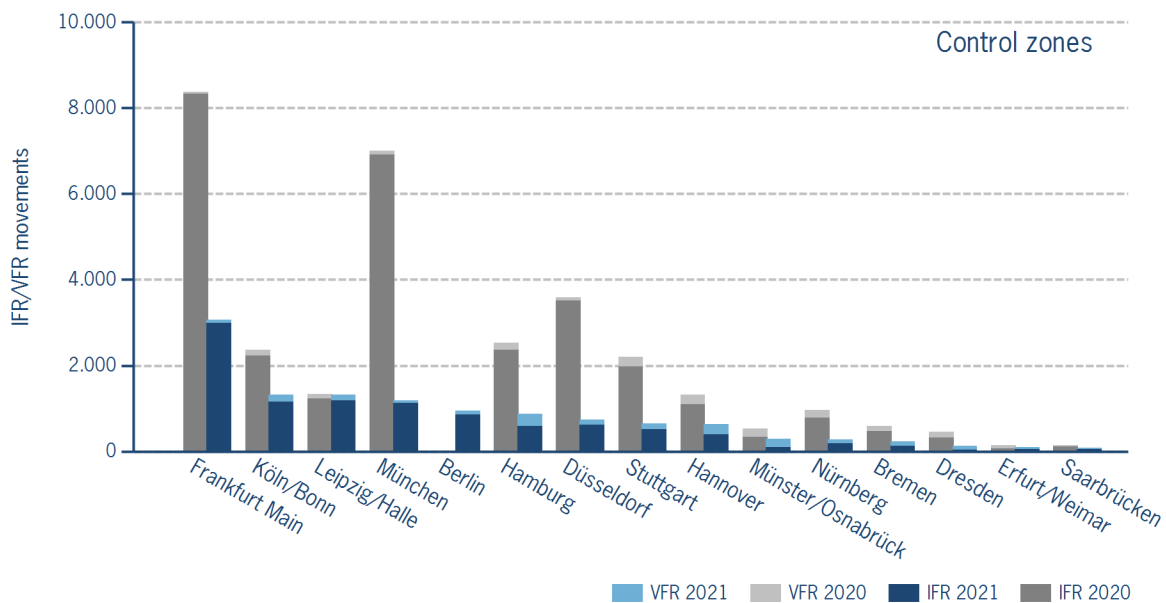
IFR/VFR flights in control zones of DFS towers

IFR/VFR movements (entries, exits, overflights and domestics) at the different control zones of international DFS towers.

	Week 2	Trend	Week 1 - 2	Trend
Berlin	951	N/A	1.996	N/A
Bremen	229	-61,5%	442	-55,0%
Dresden	129	-72,0%	216	-75,4%
Düsseldorf	742	-79,4%	1.492	-77,8%
Erfurt/Weimar	98	-32,9%	174	-32,8%
Frankfurt Main	3.073	-63,3%	6.492	-58,4%
Hamburg	879	-65,2%	1.546	-67,4%
Hannover	639	-51,7%	1.007	-56,2%
Köln/Bonn	1.323	-44,0%	2.438	-43,9%
Leipzig/Halle	1.320	-1,7%	2.521	1,1%
München	1.180	-83,1%	2.687	-79,1%
Münster/Osnabrück	288	-45,7%	393	-50,4%
Nürnberg	273	-71,7%	533	-70,1%
Saarbrücken	79	-46,3%	131	-48,6%
Stuttgart	649	-70,4%	1.191	-70,1%

Additional information:

Münster reported no glider movements for the current week, i.e. no glider movements for the cumulated year.



IFR flights at regional German airports - in detail

IFR events (take-offs and landings) at the different regional towers in the Federal Republic of Germany with control zone and barely any PPR.

	2021	2020	Trend
Week 2	1.125	2.461	-54,3%
Cumulated Weeks	2.288	4.133	-44,6%

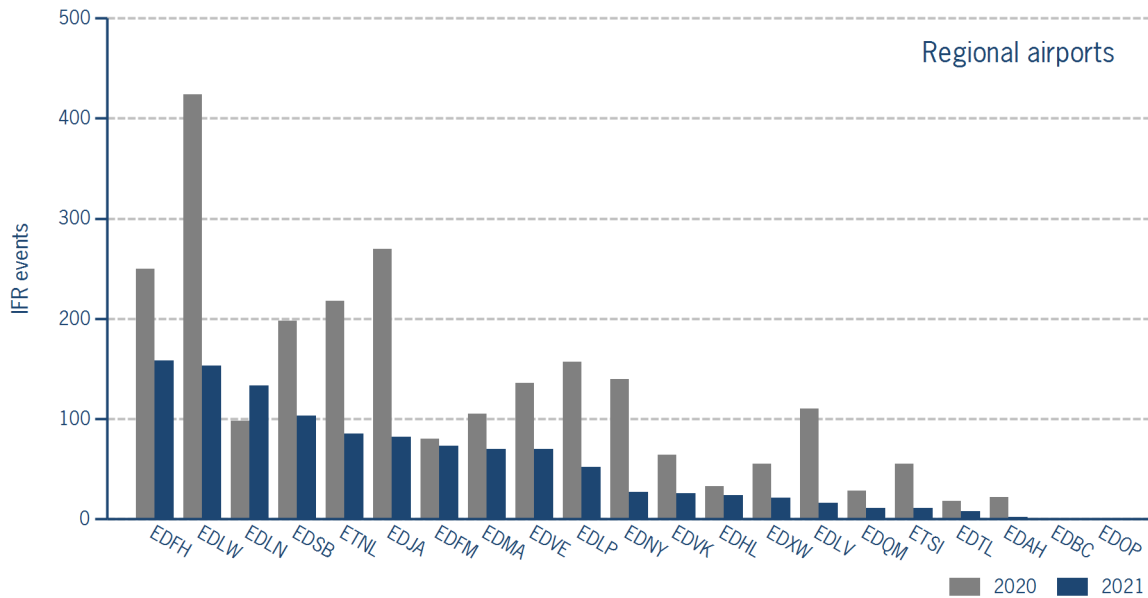
	Week 2	Trend	Week 1 - 2	Trend
EDAH Heringsdorf	2	-90,9%	2	-95,2%
EDBC Magdeburg/Cochstedt	0	N/A	0	OLC*
EDFH Frankfurt-Hahn	158	-36,8%	321	-25,7%
EDFM Mannheim City	73	-8,8%	145	28,3%
EDHL Lübeck-Blankensee	24	-27,3%	55	3,8%
EDJA Memmingen	82	-69,6%	213	-57,0%
EDLN Mönchengladbach	133	35,7%	180	25,0%
EDLP Paderborn/Lippstadt	52	-66,9%	86	-67,5%
EDLV Niederrhein	16	-85,5%	49	-77,8%
EDLW Dortmund	153	-63,9%	369	-54,4%
EDMA Augsburg	70	-33,3%	148	3,5%
EDNY Friedrichshafen	27	-80,7%	58	-75,2%
EDOP Schwerin-Parchim	0	N/A	0	OLC*
EDQM Hof-Plauen	11	-60,7%	17	-57,5%
EDSB Karlsruhe/Baden-Baden	103	-48,0%	234	-26,9%
EDTL Lahr	8	-55,6%	27	3,8%
EDVE Braunschweig-Wolfsburg	70	-48,5%	105	-35,6%
EDVK Kassel-Calden	26	-59,4%	52	-49,0%
EDXW Sylt	21	-61,8%	68	-59,5%
ETNL Laage	85	-61,0%	138	-54,9%
ETSI Ingolstadt/Manching	11	-80,0%	21	-62,5%

*The value is of limited conclusiveness (OLC).

Please note: The airport Magdeburg-Cochstedt (EDBC) is currently closed and the airport Sylt (EDXW) is now assigned to Austro Control.

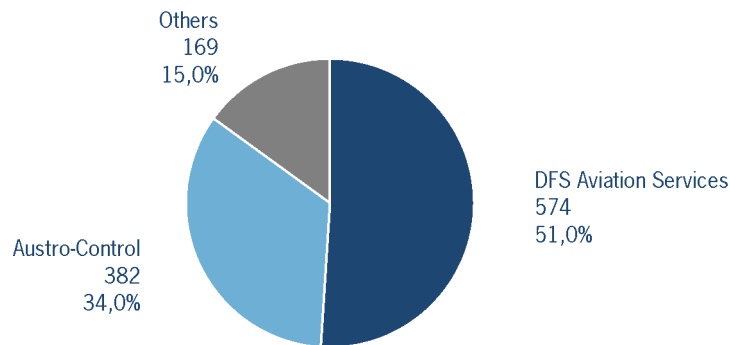
IFR flights at regional German airports - in detail

IFR events (take-offs and landings) at the different regional towers in the Federal Republic of Germany with control zone and barely any PPR.



IFR flights at regional German airports - air traffic service providers

Percentage of IFR events (take-offs and landings) at the regional towers in the Federal Republic of Germany differentiated between DFS Aviation Services, Austro Control and other providers.



- DFS Aviation Services: Dortmund (EDLW), Friedrichshafen (EDNY), Karlsruhe/Baden-Baden (EDSB), Lahr (EDTL), Magdeburg/Cochstedt (EDBC), Memmingen (EDJA), Mönchengladbach (EDLN), Niederrhein (EDLV), Paderborn/Lippstadt (EDLP)
- Austro Control: Augsburg (EDMA), Braunschweig-Wolfsburg (EDVE), Frankfurt-Hahn (EDFH), Heringsdorf (EDAH), Hof-Plauen (EDQM), Kassel-Calden (EDVK), Lübeck-Blankensee (EDHL), Schwerin-Parchim (EDOP), Sylt (EDXW)
- Others: Ingolstadt/Manching (ETSI), Laage (ETNL), Mannheim City (EDFM)



ATFM Arrival Delay

(Data Source: NM statistics, DFS LIZ)

ATFM Arrival Delay with reference to the relevant airport, in minutes per IFR arrival.

ATFM Arrival Delay:

sum of all arrival ATFM delay divided by the sum of all inbound flights for the particular traffic volume

Airports		ATC Delay [min/arrival]	non ATC Delay [min/arrival]	
	All Airports	0	0,1834	
EDDP	Leipzig/Halle	0	1,5084	

Please note: The ATFM delay data are provided by NM statistics. Due to internal distribution of the ATFM delay, data are modified by CC/FC and TWR/M. The inbound flight information is based on LIZ statistics.

All Airports means all international German airports: Berlin-Brandenburg (EDDB), Berlin-Tegel (EDDT), Bremen (EDDW), Dresden (EDDC), Düsseldorf (EDDL), Erfurt/Weimar (EDDE), Frankfurt/Main (EDDF), Hamburg (EDDH), Hannover (EDDV), Köln/Bonn (EDDK), Leipzig/Halle (EDDP), München (EDDM), Münster/Osnabrück (EDDG), Nürnberg (EDDN), Saarbrücken (EDDR), Stuttgart (EDDS)