



LIZ Bulletin

DFS Situation and Information Centre

Week 36

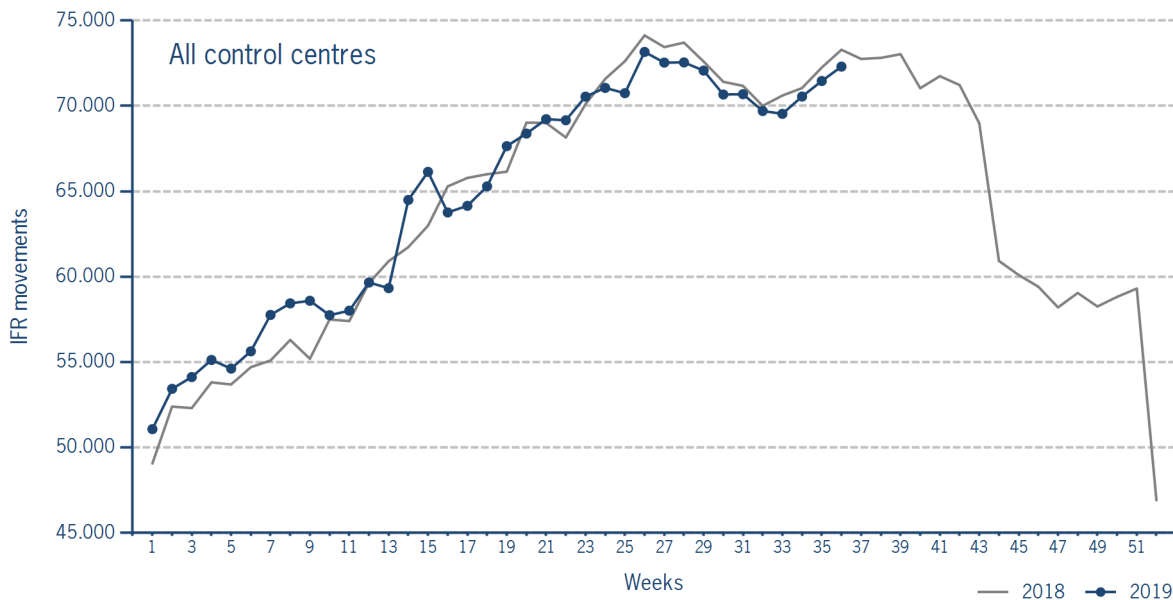
2 SEP 2019 - 8 SEP 2019

Version 11.09.2019

IFR flights in the Federal Republic of Germany

IFR movements (entries, exits, overflights and domestics) in all control sectors with a German designator.

	2019	2018	Trend
Week 36	72.303	73.289	-1,3%
Cumulated Weeks	2.329.284	2.319.992	0,4%

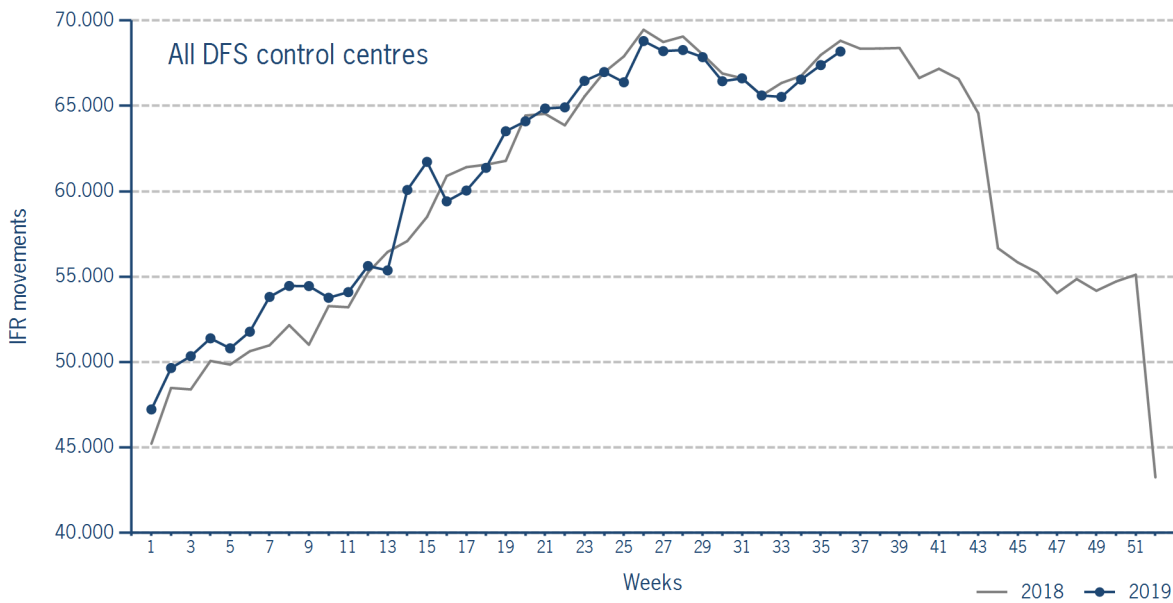


Please note: This count covers the traffic in the area build by all control sectors with a German designator („ED“), regardless of the service provider, including civil and military traffic in sectors controlled by DFS and Maastricht UAC (Maastricht-Hannover sectors). The area counted is composed of modular control sectors designed for ATC purposes with partly cross border structures and is therefore not identical to the political border of the Federal Republic of Germany or the national Flight Information Region (FIR).

IFR flights controlled by DFS

IFR movements (entries, exits, overflights and domestics) in control sectors controlled by DFS.

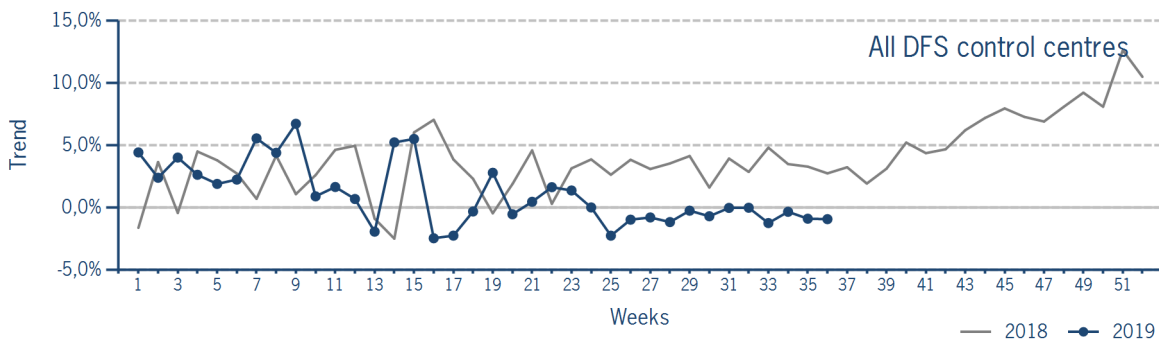
	2019	2018	Trend
Week 36	68.190	68.817	-0,9%
Cumulated Weeks	2.182.028	2.163.741	0,8%



Please note: This count covers the traffic in the area build by control sectors of DFS control centres, including civil and military traffic. Traffic in Maastricht UAC (Maastricht-Hannover sectors) is not counted.

IFR flights controlled by DFS - trend

Trend in the number of IFR movements (entries, exits, overflights and domestics) in control sectors controlled by DFS.

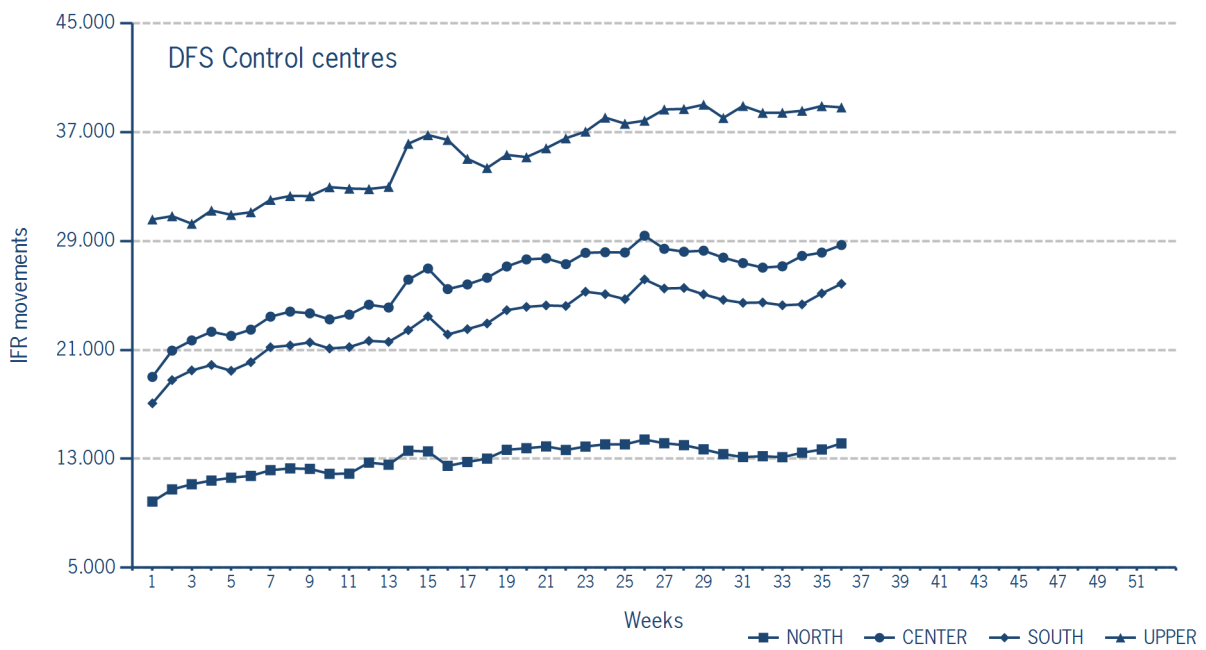


IFR flights controlled by DFS - in detail

IFR movements (entries, exits, overflights and domestics) controlled by DFS at the different control centres.

	NORTH	CENTER	SOUTH	UPPER
Week 36	14.134	28.704	25.857	38.814
Trend	-4,7%	-0,3%	-0,8%	-2,7%
Cumulated Weeks	465.083	928.098	825.194	1.271.835
Trend	0,4%	1,1%	1,2%	-1,5%

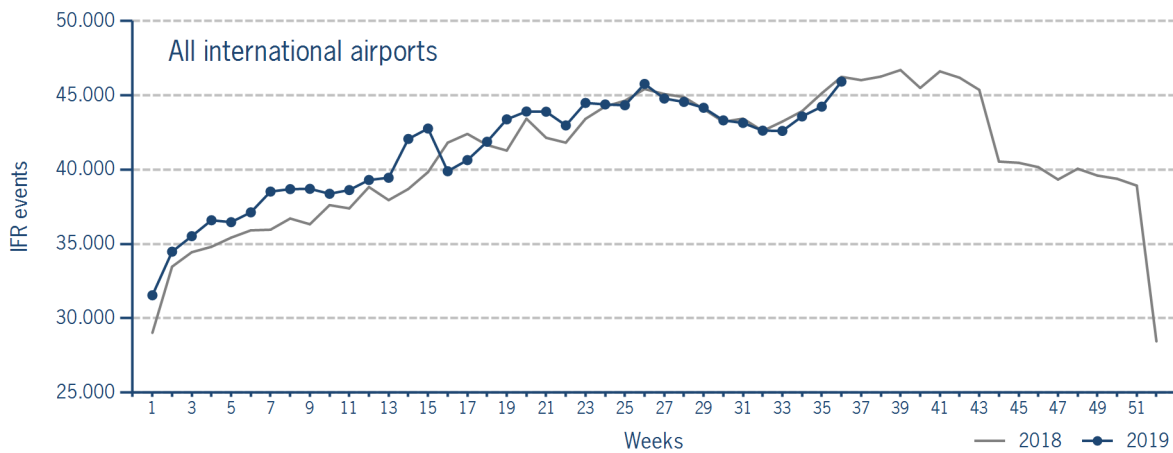
Please note: The trend numbers compare counts of the airspaces in their current configuration to the count of the same airspace in 2018.



IFR flights at international German airports

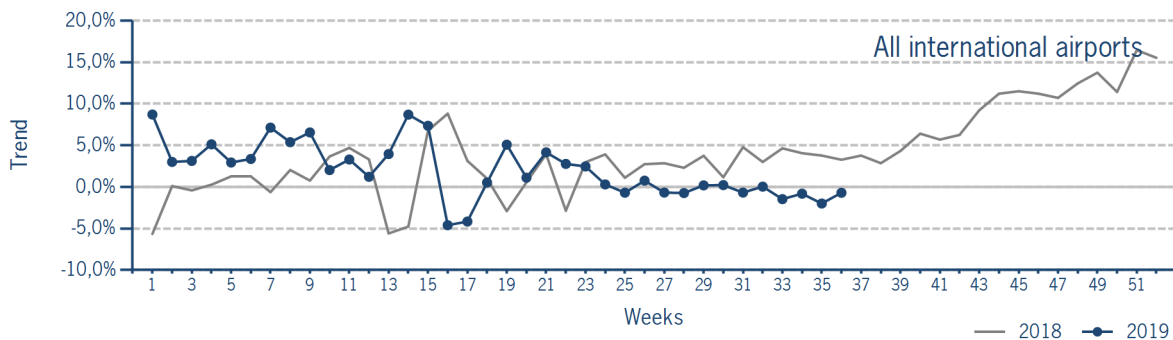
IFR events (take-offs and landings) at the international DFS towers in the Federal Republic of Germany.

	2019	2018	Trend
Week 36	45.925	46.246	-0,7%
Cumulated Weeks	1.482.794	1.456.575	1,8%



IFR flights at international German airports - trend

Trend in the number of IFR events (take-offs and landings) at the international DFS towers in the Federal Republic of Germany.



IFR flights at international German airports - airport category

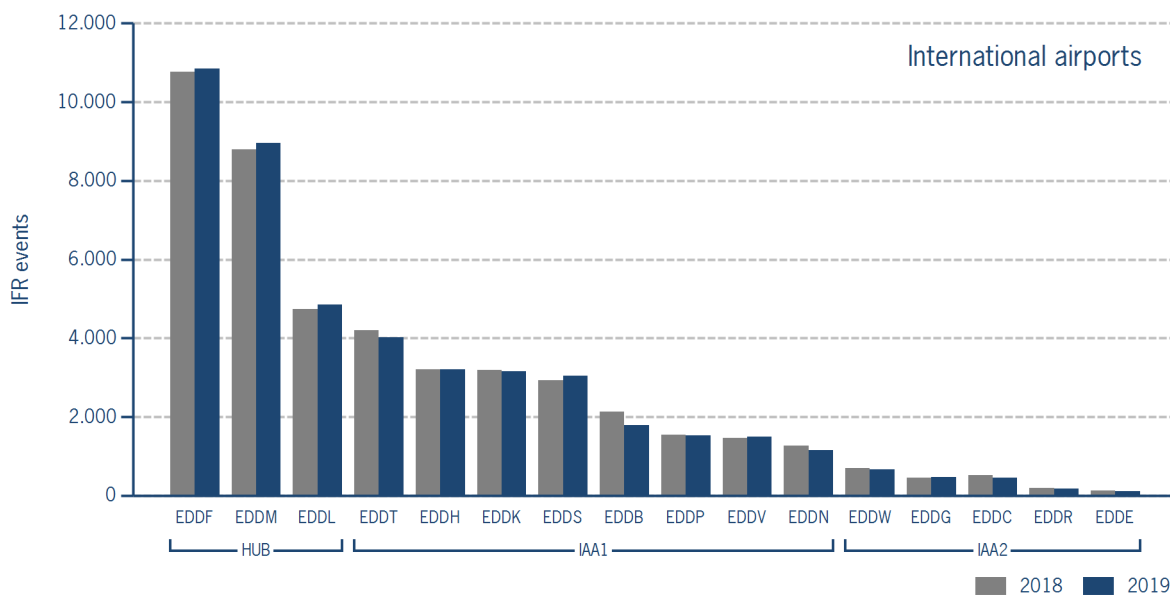
IFR events (take-offs and landings) at the international DFS towers in the Federal Republic of Germany differentiated by Hub Gateways (HUB), International Access Airports 1 (IAA1) and International Access Airports 2 (IAA2).

	HUB	IAA1	IAA2
Week 36	24.661	19.385	1.879
Trend	1,5%	-2,8%	-6,2%
Cumulated Weeks	804.034	623.023	55.737
Trend	2,7%	1,5%	-6,9%

IFR flights at international German airports - in detail

IFR events (take-offs and landings) at the different international DFS towers in the Federal Republic of Germany.

		Week 36	Trend	Week 1 - 36	Trend
HUB					
EDDF	Frankfurt/Main	10.849	0,8%	358.883	1,5%
EDDL	Düsseldorf	4.856	2,3%	157.404	6,4%
EDDM	München	8.956	1,8%	287.747	2,2%
IAA1					
EDDB	Berlin-Schönefeld	1.785	-16,5%	63.472	-9,1%
EDDH	Hamburg	3.211	0,1%	103.854	2,2%
EDDK	Köln/Bonn	3.160	-1,1%	97.928	0,0%
EDDN	Nürnberg	1.148	-9,6%	33.982	-9,3%
EDDP	Leipzig/Halle	1.523	-0,9%	51.706	1,7%
EDDS	Stuttgart	3.038	3,6%	92.287	4,7%
EDDT	Berlin-Tegel	4.027	-4,1%	135.005	9,6%
EDDV	Hannover	1.493	2,5%	44.789	0,0%
IAA2					
EDDC	Dresden	446	-14,9%	14.175	-6,1%
EDDE	Erfurt/Weimar	118	-9,2%	3.182	-15,2%
EDDG	Münster/Osnabrück	468	4,0%	12.735	-2,0%
EDDR	Saarbrücken	184	-6,6%	5.458	-15,3%
EDDW	Bremen	663	-5,7%	20.187	-6,5%



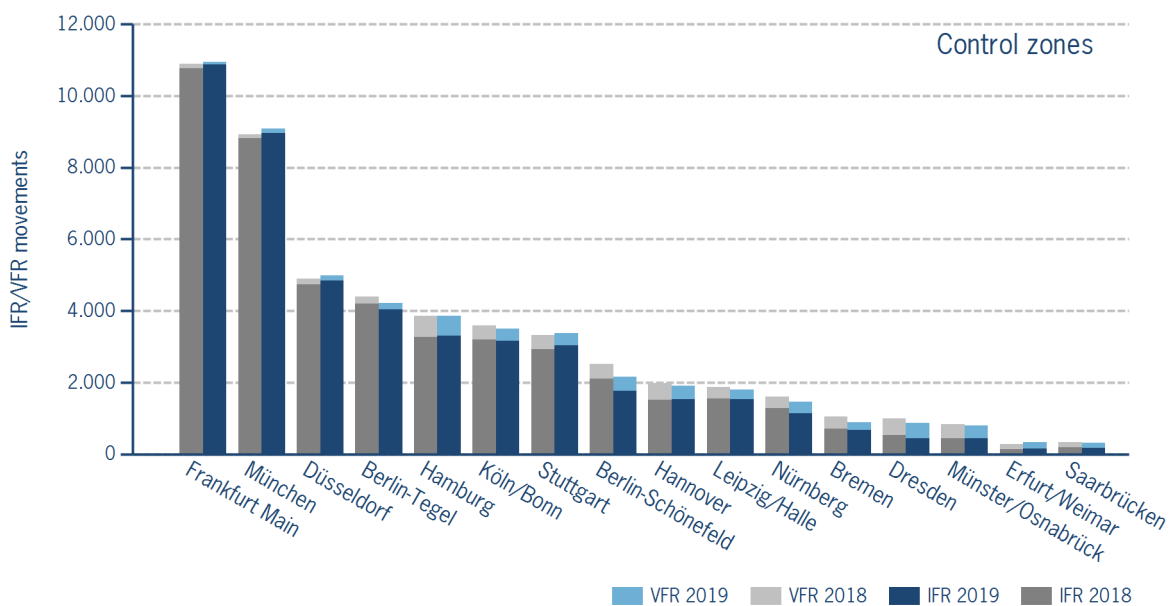
IFR/VFR flights in control zones of DFS towers

IFR/VFR movements (entries, exits, overflights and domestics) at the different control zones of international DFS towers.

	Week 36	Trend	Week 1 - 36	Trend
Berlin-Schönefeld	2.156	-14,2%	75.008	-8,3%
Berlin-Tegel	4.209	-4,1%	141.046	8,4%
Bremen	884	-15,2%	29.559	-7,6%
Dresden	878	-11,1%	24.550	-6,9%
Düsseldorf	4.994	2,1%	162.239	5,8%
Erfurt/Weimar	331	20,4%	8.994	-2,4%
Frankfurt Main	10.950	0,5%	362.696	1,5%
Hamburg	3.867	0,3%	123.616	0,2%
Hannover	1.908	-3,6%	59.983	-2,3%
Köln/Bonn	3.505	-2,5%	108.601	-1,3%
Leipzig/Halle	1.797	-4,1%	61.405	-0,1%
München	9.088	1,9%	292.097	2,2%
Münster/Osnabrück	797	-4,6%	26.296	-3,8%
Nürnberg	1.468	-8,2%	44.603	-7,2%
Saarbrücken	310	-4,6%	8.811	-17,6%
Stuttgart	3.382	1,7%	104.019	3,3%

Additional information:

Münster reported 144 glider movements for the current week, i.e. 2.858 glider movements for the cumulated year.



IFR flights at regional German airports - in detail

IFR events (take-offs and landings) at the different regional towers in the Federal Republic of Germany with control zone and barely any PPR.

	2019	2018	Trend
Week 36	3.367	3.543	-5,0%
Cumulated Weeks	112.887	116.839	-3,4%

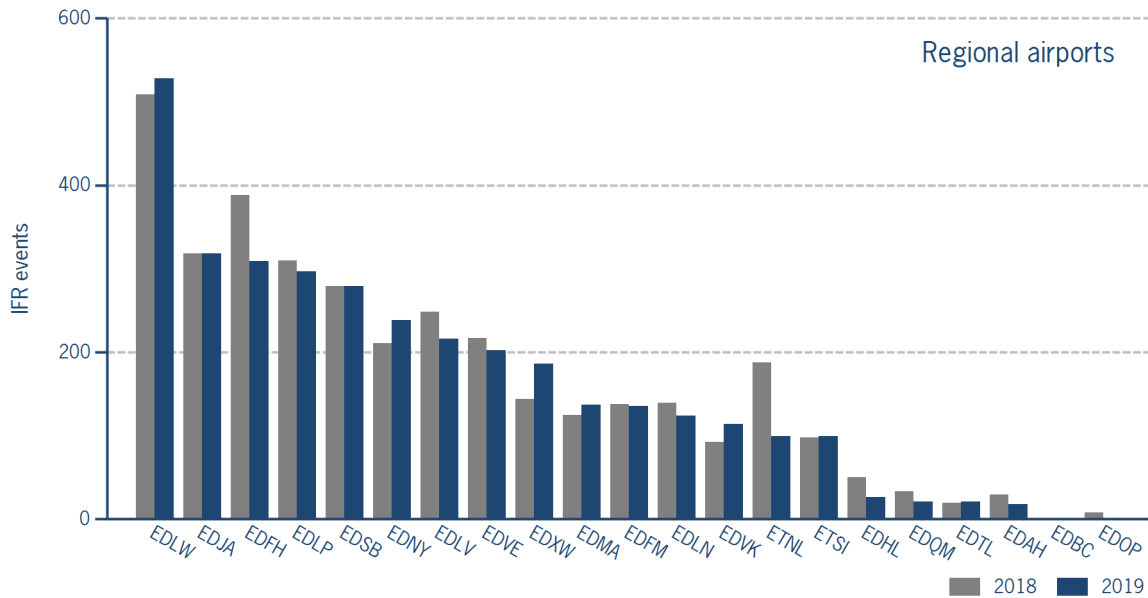
	Week 36	Trend	Week 1 - 36	Trend
EDAH Heringsdorf	18	-37,9%	655	0,5%
EDBC Magdeburg/Cochstedt	0	N/A	3	OLC*
EDFH Frankfurt-Hahn	309	-20,4%	11.419	-18,9%
EDFM Mannheim City	135	-2,2%	4.675	1,7%
EDHL Lübeck-Blankensee	26	-48,0%	1.858	2,4%
EDJA Memmingen	318	0,0%	10.971	16,0%
EDLN Mönchengladbach	124	-10,8%	4.413	-3,0%
EDLP Paderborn/Lippstadt	297	-4,2%	9.281	-2,2%
EDLV Niederrhein	216	-12,9%	6.712	-24,1%
EDLW Dortmund	528	3,7%	16.443	6,8%
EDMA Augsburg	137	9,6%	4.848	0,2%
EDNY Friedrichshafen	238	12,8%	7.484	4,2%
EDOP Schwerin-Parchim	0	-100,0%	24	-94,0%
EDQM Hof-Plauen	21	-36,4%	1.083	10,1%
EDSB Karlsruhe/Baden-Baden	279	0,0%	8.670	0,8%
EDTL Lahr	21	10,5%	1.041	1,8%
EDVE Braunschweig-Wolfsburg	202	-6,9%	6.279	-3,8%
EDVK Kassel-Calden	114	23,9%	3.293	0,6%
EDXW Sylt	186	29,2%	4.464	-4,5%
ETNL Laage	99	-47,3%	5.677	-16,2%
ETSI Ingolstadt/Manching	99	1,0%	3.594	-2,6%

*The value is of limited conclusiveness (OLC).

Please note: The airport Magdeburg-Cochstedt (EDBC) is currently closed.

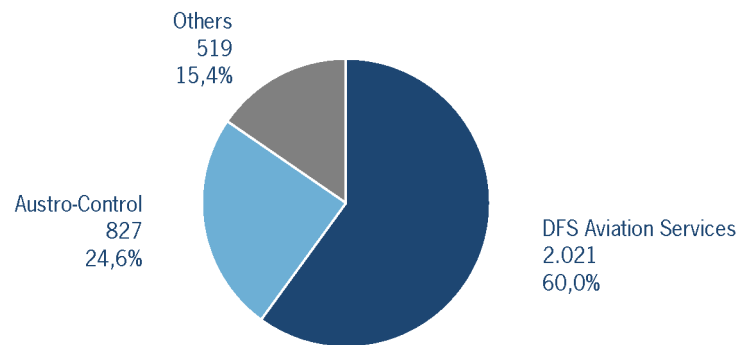
IFR flights at regional German airports - in detail

IFR events (take-offs and landings) at the different regional towers in the Federal Republic of Germany with control zone and barely any PPR.



IFR flights at regional German airports - air traffic service providers

Percentage of IFR events (take-offs and landings) at the regional towers in the Federal Republic of Germany differentiated between DFS Aviation Services, Austro Control and other providers.



- DFS Aviation Services: Dortmund (EDLW), Friedrichshafen (EDNY), Karlsruhe/Baden-Baden (EDSB), Lahr (EDTL), Magdeburg/Cochstedt (EDBC), Memmingen (EDJA), Mönchengladbach (EDLN), Niederrhein (EDLV), Paderborn/Lippstadt (EDLP)
- Austro Control: Augsburg (EDMA), Braunschweig-Wolfsburg (EDVE), Frankfurt-Hahn (EDFH), Heringsdorf (EDAH), Hof-Plauen (EDQM), Kassel-Calden (EDVK), Lübeck-Blankensee (EDHL), Schwerin-Parchim (EDOP)
- Others: Ingolstadt/Manching (ETSI), Laage (ETNL), Mannheim City (EDFM), Sylt (EDXW)

ATFM Arrival Delay

(Data Source: NM statistics, DFS LIZ)

ATFM Arrival Delay with reference to the relevant airport, in minutes per IFR arrival.

ATFM Arrival Delay:

sum of all arrival ATFM delay divided by the sum of all inbound flights for the particular traffic volume

Airports		ATC Delay [min/arrival]	non ATC Delay [min/arrival]	
	All Airports	0,0040	0,1685	
EDDL	Düsseldorf	0	0,8870	
EDDK	Köln/Bonn	0	0,4705	
EDDW	Bremen	0,2788	0	
EDDF	Frankfurt/Main	0	0,1463	
EDDS	Stuttgart	0	0,1206	

Please note: The ATFM delay data are provided by NM statistics. Due to internal distribution of the ATFM delay, data are modified by CC/FC and TWR/M. The inbound flight information is based on LIZ statistics.

All Airports means all international German airports: Berlin-Schönefeld (EDDB), Berlin-Tegel (EDDT), Bremen (EDDW), Dresden (EDDC), Düsseldorf (EDDL), Erfurt/Weimar (EDDE), Frankfurt/Main (EDDF), Hamburg (EDDH), Hannover (EDDV), Köln/Bonn (EDDK), Leipzig/Halle (EDDP), München (EDDM), Münster/Osnabrück (EDDG), Nürnberg (EDDN), Saarbrücken (EDDR), Stuttgart (EDDS)