



# LIZ Bulletin

DFS Situation and Information Centre

Week 36

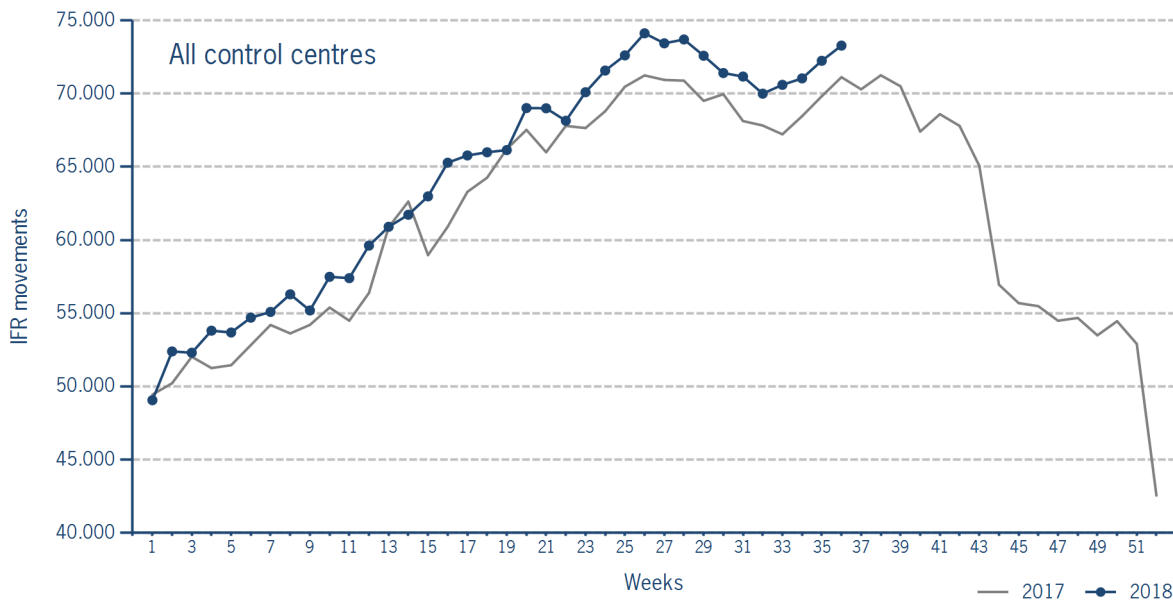
3 SEP 2018 - 9 SEP 2018

Version 11.09.2018

## IFR flights in the Federal Republic of Germany

IFR movements (entries, exits, overflights and domestics) in all control sectors with a German designator.

	2018	2017	Trend
Week 36	73.289	71.132	3,0%
Cumulated Weeks	2.319.992	2.246.088	3,3%

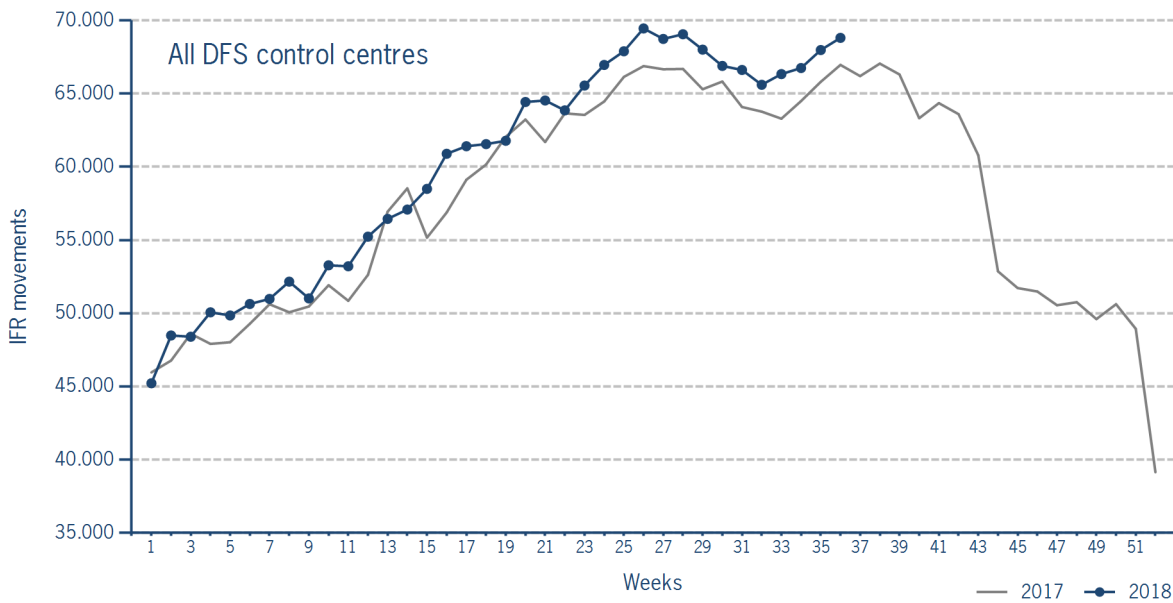


Please note: This count covers the traffic in the area build by all control sectors with a German designator („ED“), regardless of the service provider, including civil and military traffic in sectors controlled by DFS and Maastricht UAC (Maastricht-Hannover sectors). The area counted is composed of modular control sectors designed for ATC purposes with partly cross border structures and is therefore not identical to the political border of the Federal Republic of Germany or the national Flight Information Region (FIR).

### IFR flights controlled by DFS

IFR movements (entries, exits, overflights and domestics) in control sectors controlled by DFS.

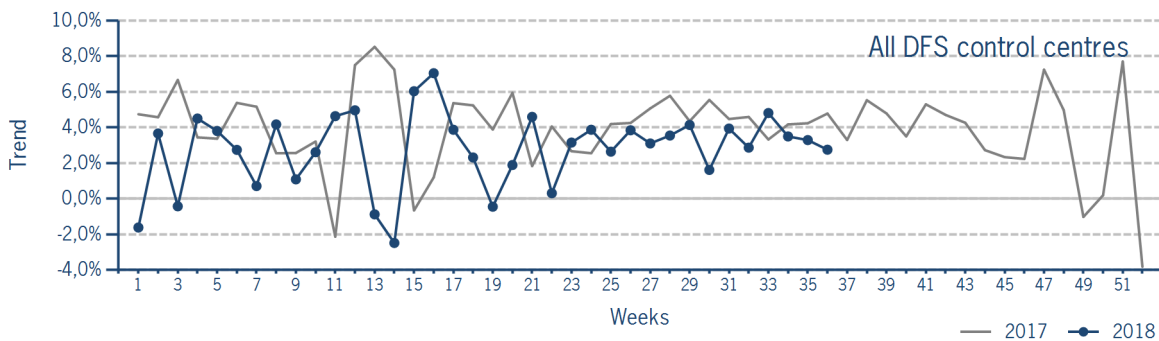
	2018	2017	Trend
<b>Week 36</b>	68.817	66.970	2,8%
<b>Cumulated Weeks</b>	2.163.741	2.104.494	2,8%



Please note: This count covers the traffic in the area build by control sectors of DFS control centres, including civil and military traffic. Traffic in Maastricht UAC (Maastricht-Hannover sectors) is not counted.

### IFR flights controlled by DFS - trend

Trend in the number of IFR movements (entries, exits, overflights and domestics) in control sectors controlled by DFS.

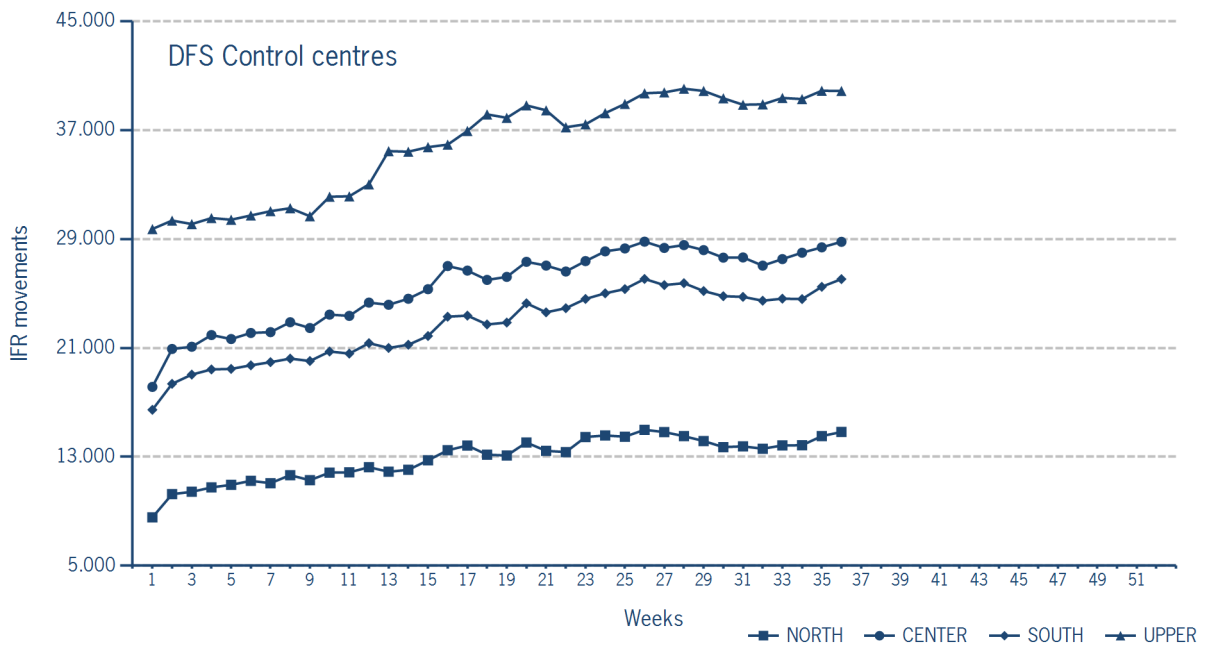


### IFR flights controlled by DFS - in detail

IFR movements (entries, exits, overflights and domestics) controlled by DFS at the different control centres.

	NORTH	CENTER	SOUTH	UPPER
<b>Week 36</b>	14.826	28.793	26.054	39.873
<b>Trend</b>	0,6%	3,4%	4,7%	-2,8%
<b>Cumulated Weeks</b>	463.307	918.124	815.798	1.291.560
<b>Trend</b>	-0,9%	4,0%	4,4%	-0,1%

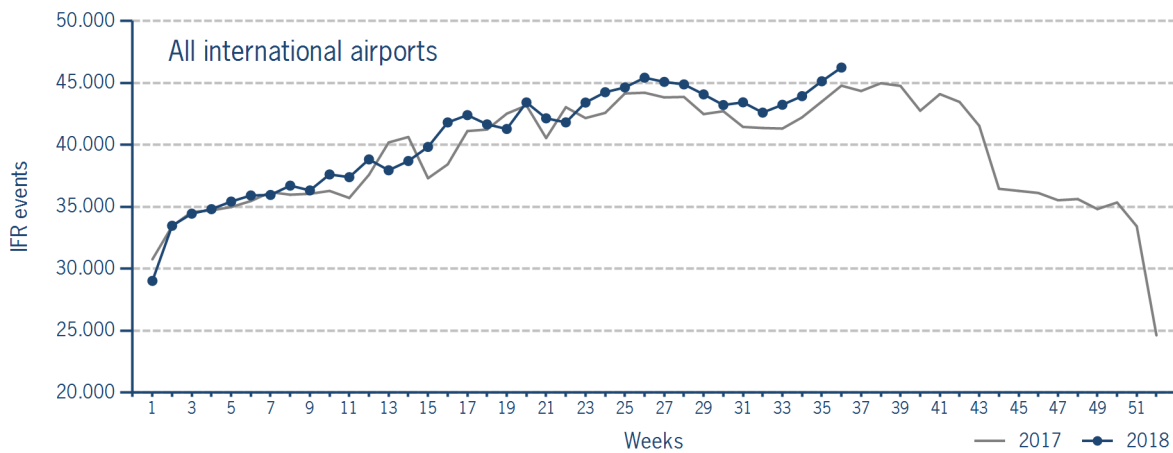
Please note: The trend numbers compare counts of the airspaces in their current configuration to the count of the same airspace in 2017.



### IFR flights at international German airports

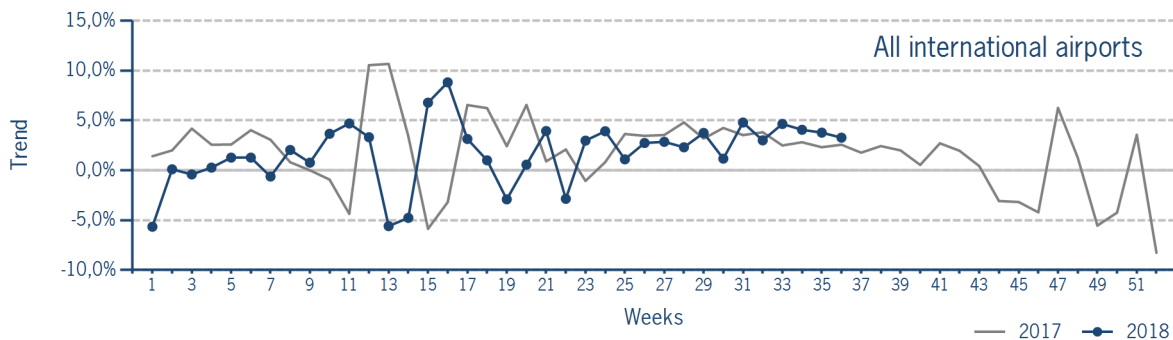
IFR events (take-offs and landings) at the international DFS towers in the Federal Republic of Germany.

	2018	2017	Trend
<b>Week 36</b>	46.246	44.779	3,3%
<b>Cumulated Weeks</b>	1.456.575	1.430.612	1,8%



### IFR flights at international German airports - trend

Trend in the number of IFR events (take-offs and landings) at the international DFS towers in the Federal Republic of Germany.



### IFR flights at international German airports - airport category

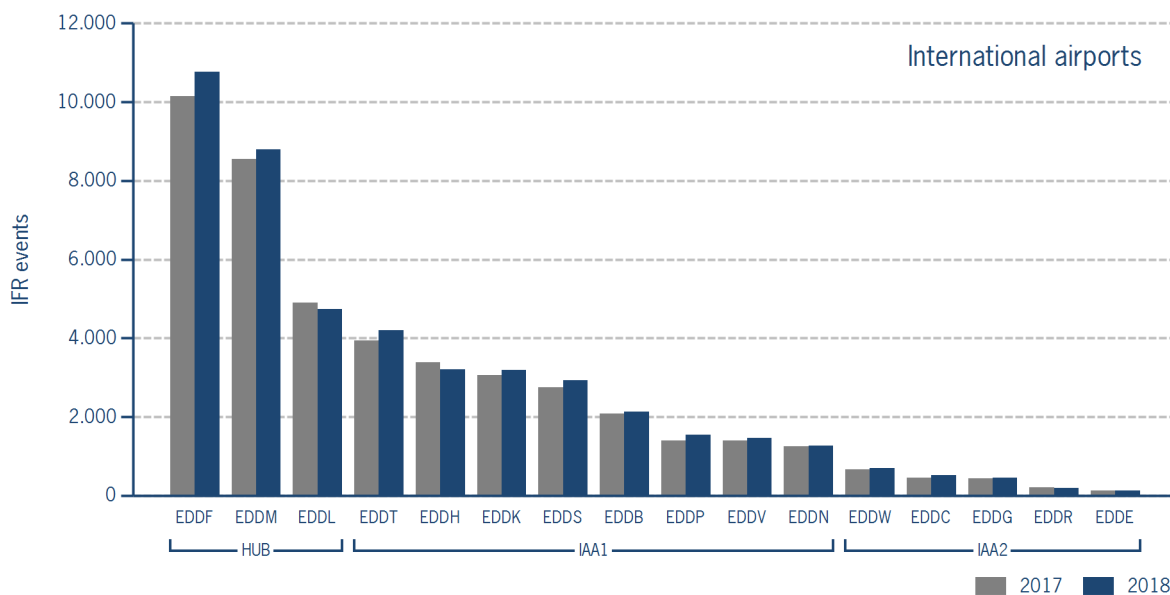
IFR events (take-offs and landings) at the international DFS towers in the Federal Republic of Germany differentiated by Hub Gateways (HUB), International Access Airports 1 (IAA1) and International Access Airports 2 (IAA2).

	HUB	IAA1	IAA2
<b>Week 36</b>	24.306	19.936	2.004
<b>Trend</b>	3,0%	3,4%	6,2%
<b>Cumulated Weeks</b>	782.980	613.730	59.865
<b>Trend</b>	2,3%	1,3%	1,4%

IFR flights at international German airports - in detail

IFR events (take-offs and landings) at the different international DFS towers in the Federal Republic of Germany.

		Week 36	Trend	Week 1 - 36	Trend
<b>HUB</b>					
EDDF	Frankfurt/Main	10.761	6,0%	353.623	8,0%
EDDL	Düsseldorf	4.746	-3,2%	147.881	-6,7%
EDDM	München	8.799	2,9%	281.476	0,7%
<b>IAA1</b>					
EDDB	Berlin-Schönefeld	2.137	2,2%	69.847	0,7%
EDDH	Hamburg	3.209	-5,1%	101.613	-5,6%
EDDK	Köln/Bonn	3.195	4,3%	97.925	1,4%
EDDN	Nürnberg	1.270	1,7%	37.458	1,9%
EDDP	Leipzig/Halle	1.537	9,6%	50.837	15,1%
EDDS	Stuttgart	2.933	6,7%	88.121	7,8%
EDDT	Berlin-Tegel	4.198	6,4%	123.137	-2,9%
EDDV	Hannover	1.457	3,6%	44.792	4,3%
<b>IAA2</b>					
EDDC	Dresden	524	15,9%	15.093	-0,5%
EDDE	Erfurt/Weimar	130	4,0%	3.752	-3,3%
EDDG	Münster/Osnabrück	450	2,0%	12.993	2,7%
EDDR	Saarbrücken	197	-4,8%	6.447	1,1%
EDDW	Bremen	703	6,2%	21.580	2,9%



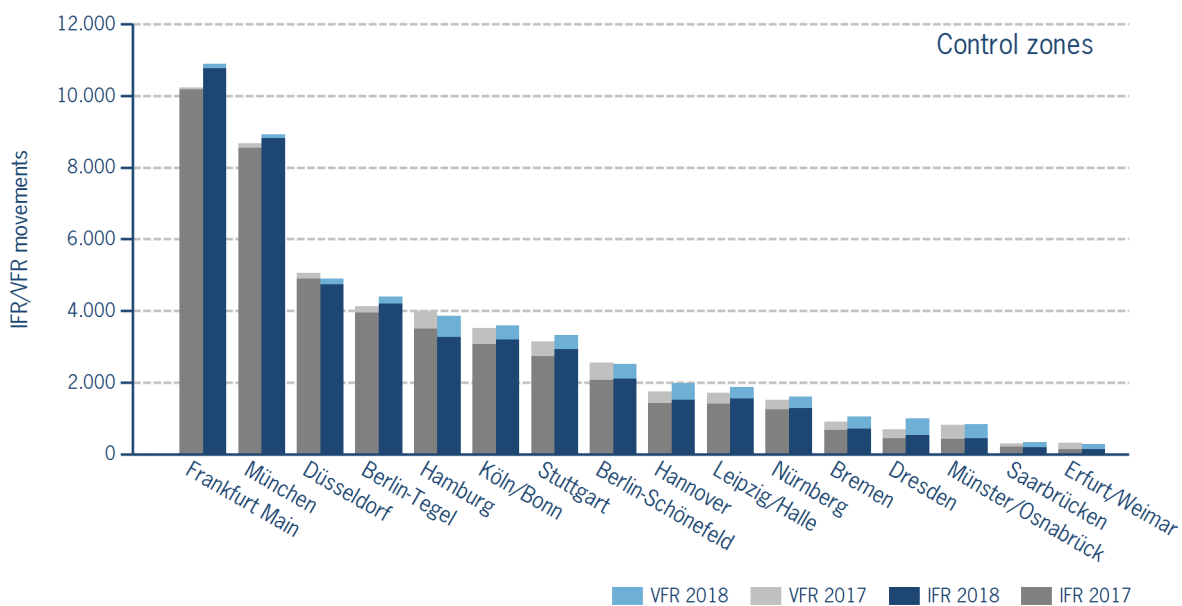
IFR/VFR flights in control zones of DFS towers

IFR/VFR movements (entries, exits, overflights and domestics) at the different control zones of international DFS towers.

	Week 36	Trend	Week 1 - 36	Trend
Berlin-Schönefeld	2.514	-1,2%	81.830	3,2%
Berlin-Tegel	4.388	6,3%	130.119	-2,2%
Bremen	1.042	15,4%	31.986	2,9%
Dresden	988	41,8%	26.379	3,1%
Düsseldorf	4.889	-3,3%	153.285	-6,6%
Erfurt/Weimar	275	-10,4%	9.215	-5,3%
Frankfurt Main	10.899	6,4%	357.371	7,9%
Hamburg	3.856	-3,6%	123.411	-3,8%
Hannover	1.979	13,3%	61.416	6,8%
Köln/Bonn	3.596	2,0%	110.078	1,1%
Leipzig/Halle	1.873	9,5%	61.484	11,7%
München	8.918	2,8%	285.768	0,8%
Münster/Osnabrück	835	3,3%	27.325	4,9%
Nürnberg	1.599	6,0%	48.039	2,5%
Saarbrücken	325	10,2%	10.695	-1,9%
Stuttgart	3.324	5,8%	100.739	6,4%

Additional information:

Münster reported 36 glider movements for the current week, i.e. 2.144 glider movements for the cumulated year.



## IFR flights at regional German airports - in detail

IFR events (take-offs and landings) at the different regional towers in the Federal Republic of Germany with control zone and barely any PPR.

	2018	2017	Trend
<b>Week 36</b>	3.543	3.528	0,4%
<b>Cumulated Weeks</b>	116.839	111.759	4,5%

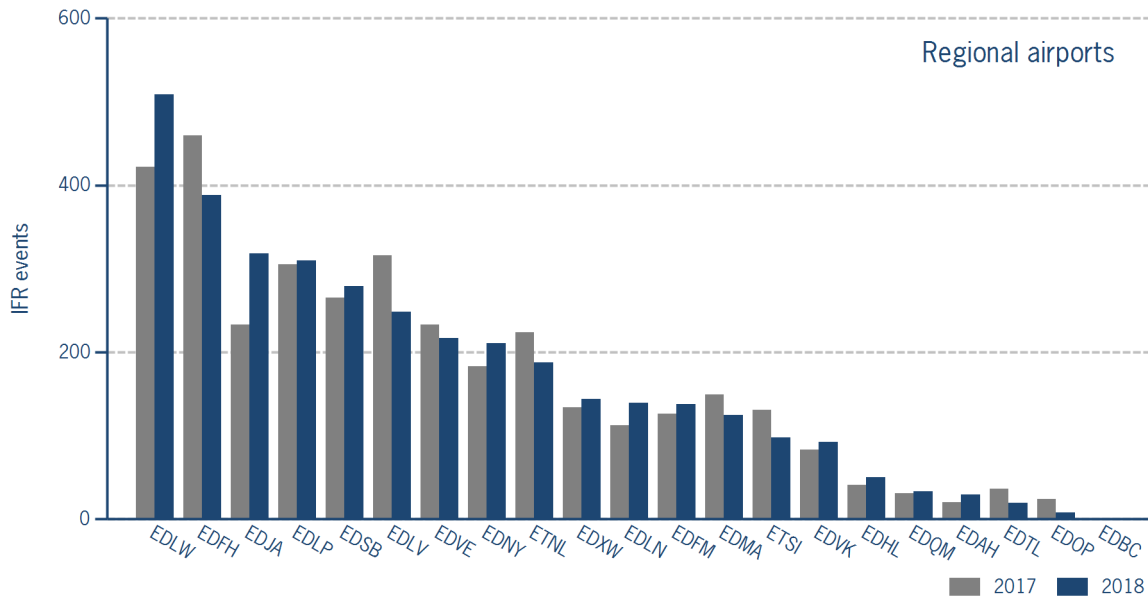
	Week 36	Trend	Week 1 - 36	Trend
EDAH Heringsdorf	29	45,0%	652	-4,3%
EDBC Magdeburg/Cochstedt	0	N/A	1	-75,0%
EDFH Frankfurt-Hahn	388	-15,7%	14.074	-1,7%
EDFM Mannheim City	138	9,5%	4.596	3,5%
EDHL Lübeck-Blankensee	50	22,0%	1.815	29,8%
EDJA Memmingen	318	36,5%	9.459	21,0%
EDLN Mönchengladbach	139	24,1%	4.550	12,5%
EDLP Paderborn/Lippstadt	310	1,6%	9.490	8,6%
EDLV Niederrhein	248	-21,5%	8.838	-2,3%
EDLW Dortmund	509	20,6%	15.403	11,4%
EDMA Augsburg	125	-16,1%	4.837	-0,8%
EDNY Friedrichshafen	211	15,3%	7.179	0,0%
EDOP Schwerin-Parchim	8	-66,7%	397	-49,0%
EDQM Hof-Plauen	33	6,5%	984	-10,5%
EDSB Karlsruhe/Baden-Baden	279	5,3%	8.602	-5,1%
EDTL Lahr	19	-47,2%	1.023	-2,8%
EDVE Braunschweig-Wolfsburg	217	-6,9%	6.528	-2,2%
EDVK Kassel-Calden	92	10,8%	3.274	9,7%
EDXW Sylt	144	7,5%	4.673	6,5%
ETNL Laage	188	-16,1%	6.775	22,9%
ETSI Ingolstadt/Manching	98	-25,2%	3.689	-3,6%

\*The value is of limited conclusiveness (OLC).

Please note: The airport Magdeburg-Cochstedt (EDBC) is currently closed.

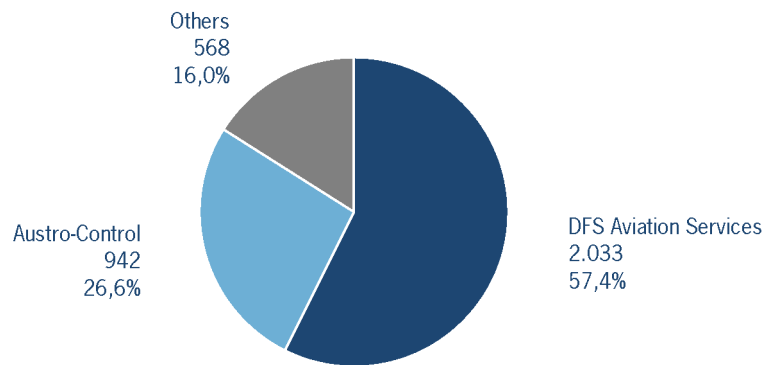
### IFR flights at regional German airports - in detail

IFR events (take-offs and landings) at the different regional towers in the Federal Republic of Germany with control zone and barely any PPR.



### IFR flights at regional German airports - air traffic service providers

Percentage of IFR events (take-offs and landings) at the regional towers in the Federal Republic of Germany differentiated between DFS Aviation Services, Austro Control and other providers.



- DFS Aviation Services: Dortmund (EDLW), Friedrichshafen (EDNY), Karlsruhe/Baden-Baden (EDSB), Lahr (EDTL), Magdeburg/Cochstedt (EDBC), Memmingen (EDJA), Mönchengladbach (EDLN), Niederrhein (EDLV), Paderborn/Lippstadt (EDLP)
- Austro Control: Augsburg (EDMA), Braunschweig-Wolfsburg (EDVE), Frankfurt-Hahn (EDFH), Heringsdorf (EDAH), Hof-Plauen (EDQM), Kassel-Calden (EDVK), Lübeck-Blankensee (EDHL), Schwerin-Parchim (EDOP)
- Others: Ingolstadt/Manching (ETSI), Laage (ETNL), Mannheim City (EDFM), Sylt (EDXW)



## ATFM Arrival Delay

(Data Source: NM statistics, DFS LIZ)

ATFM Arrival Delay with reference to the relevant airport, in minutes per IFR arrival.

*ATFM Arrival Delay:*

*sum of all arrival ATFM delay divided by the sum of all inbound flights for the particular traffic volume*

Airports		ATC Delay [min/arrival]	non ATC Delay [min/arrival]	
	All Airports	0,0542	0,4933	
EDDH	Hamburg	0,3508	1,3109	
EDDL	Düsseldorf	0	0,9242	
EDDK	Köln/Bonn	0	0,8376	
EDDP	Leipzig/Halle	0	0,7966	
EDDF	Frankfurt/Main	0	0,5096	
EDDM	München	0	0,4960	
EDDW	Bremen	0,4670	0	
EDDS	Stuttgart	0,3406	0	
EDDT	Berlin-Tegel	0	0,1153	
EDDV	Hannover	0,0384	0	

Please note: The ATFM delay data are provided by NM statistics. Due to internal distribution of the ATFM delay, data are modified by CC/FC and TWR/M. The inbound flight information is based on LIZ statistics.

All Airports means all international German airports: Berlin-Schönefeld (EDDB), Berlin-Tegel (EDDT), Bremen (EDDW), Dresden (EDDC), Düsseldorf (EDDL), Erfurt/Weimar (EDDE), Frankfurt/Main (EDDF), Hamburg (EDDH), Hannover (EDDV), Köln/Bonn (EDDK), Leipzig/Halle (EDDP), München (EDDM), Münster/Osnabrück (EDDG), Nürnberg (EDDN), Saarbrücken (EDDR), Stuttgart (EDDS)