



LIZ Bulletin

DFS Situation and Information Centre

Week 34

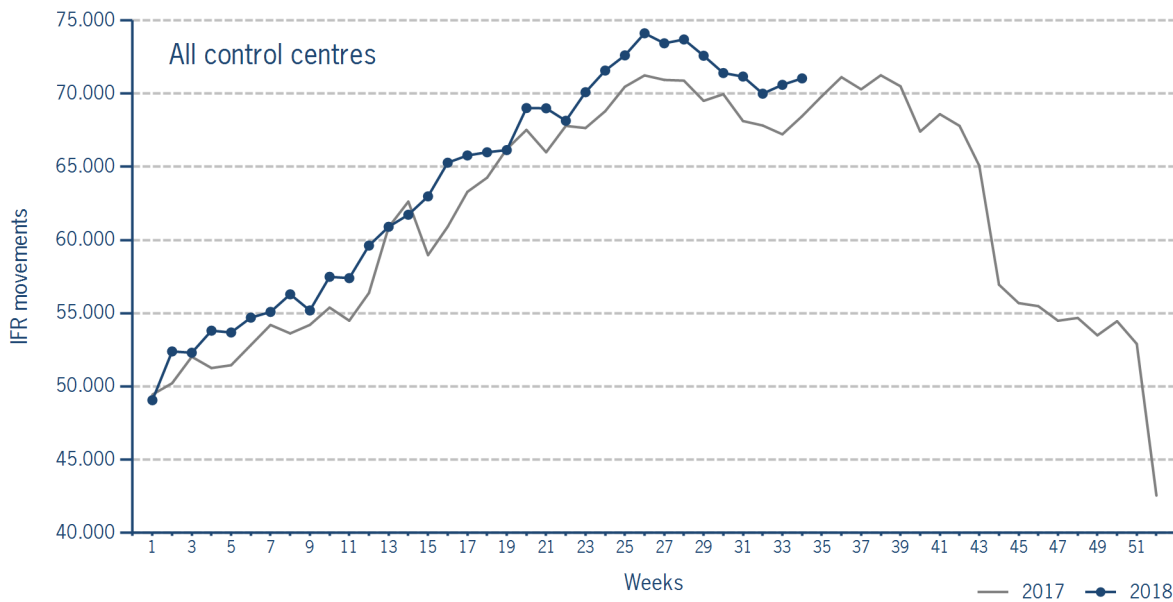
20 AUG 2018 - 26 AUG 2018

Version 29.08.2018

IFR flights in the Federal Republic of Germany

IFR movements (entries, exits, overflights and domestics) in all control sectors with a German designator.

	2018	2017	Trend
Week 34	71.048	68.466	3,8%
Cumulated Weeks	2.174.452	2.105.128	3,3%

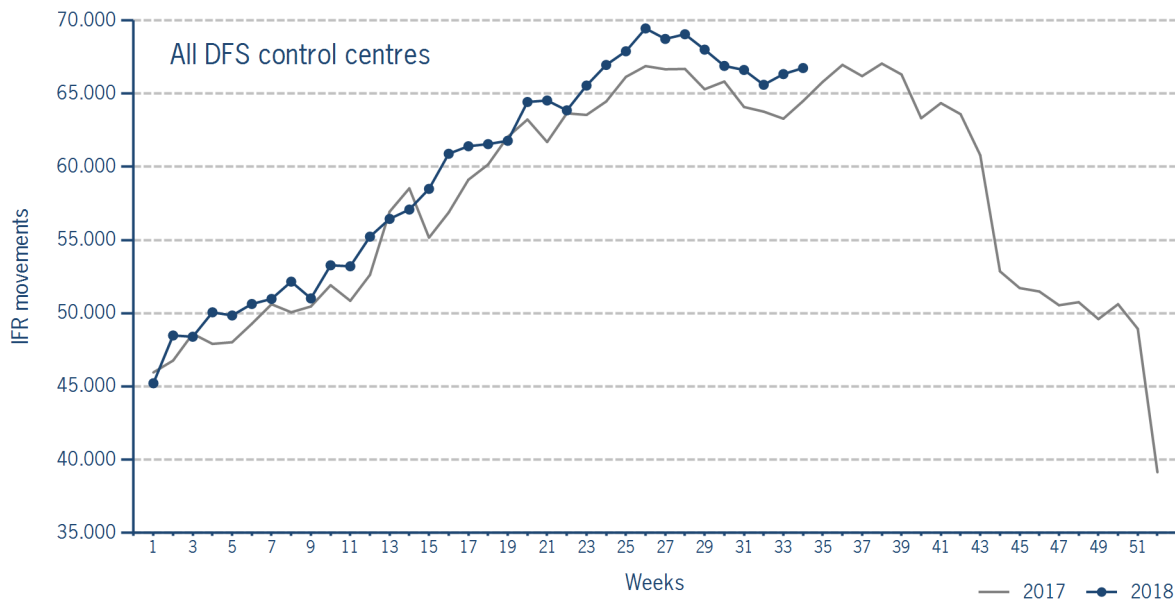


Please note: This count covers the traffic in the area build by all control sectors with a German designator („ED“), regardless of the service provider, including civil and military traffic in sectors controlled by DFS and Maastricht UAC (Maastricht-Hannover sectors). The area counted is composed of modular control sectors designed for ATC purposes with partly cross border structures and is therefore not identical to the political border of the Federal Republic of Germany or the national Flight Information Region (FIR).

IFR flights controlled by DFS

IFR movements (entries, exits, overflights and domestics) in control sectors controlled by DFS.

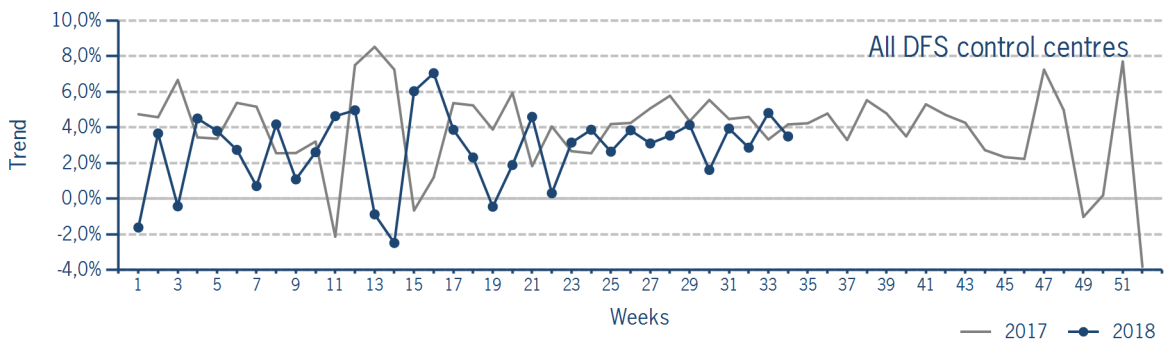
	2018	2017	Trend
Week 34	66.756	64.498	3,5%
Cumulated Weeks	2.026.939	1.971.710	2,8%



Please note: This count covers the traffic in the area build by control sectors of DFS control centres, including civil and military traffic. Traffic in Maastricht UAC (Maastricht-Hannover sectors) is not counted.

IFR flights controlled by DFS - trend

Trend in the number of IFR movements (entries, exits, overflights and domestics) in control sectors controlled by DFS.

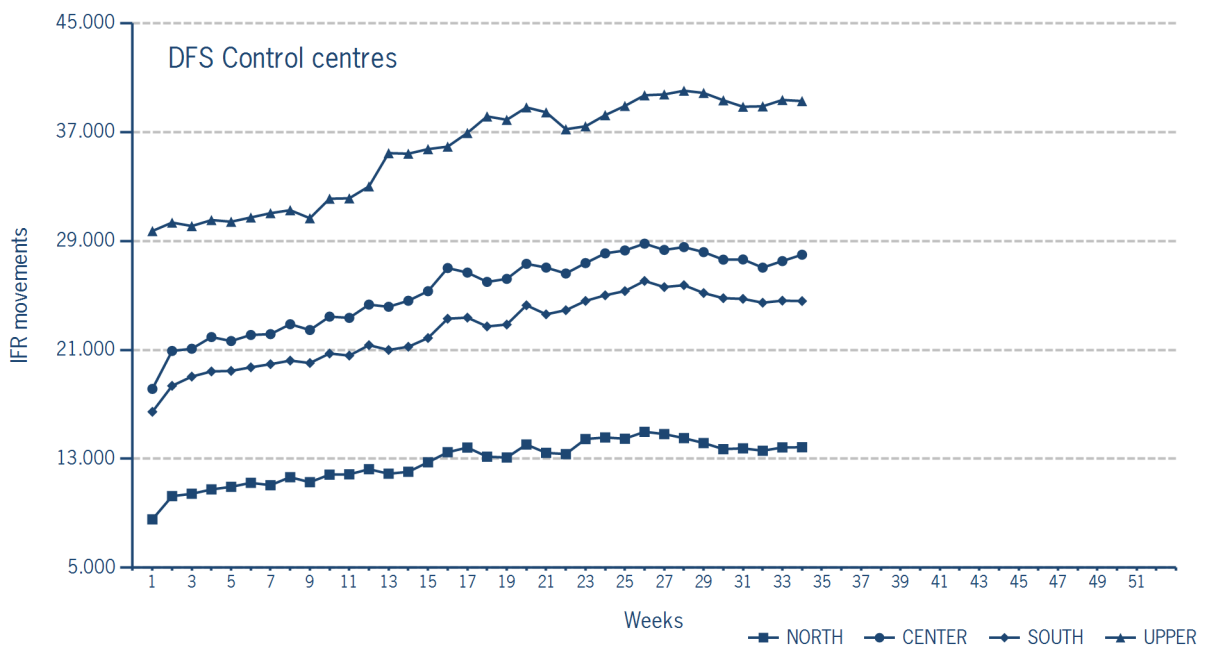


IFR flights controlled by DFS - in detail

IFR movements (entries, exits, overflights and domestics) controlled by DFS at the different control centres.

	NORTH	CENTER	SOUTH	UPPER
Week 34	13.852	27.992	24.587	39.277
Trend	-0,2%	5,0%	4,9%	-1,4%
Cumulated Weeks	433.960	860.946	764.255	1.211.798
Trend	-1,0%	4,0%	4,4%	0,0%

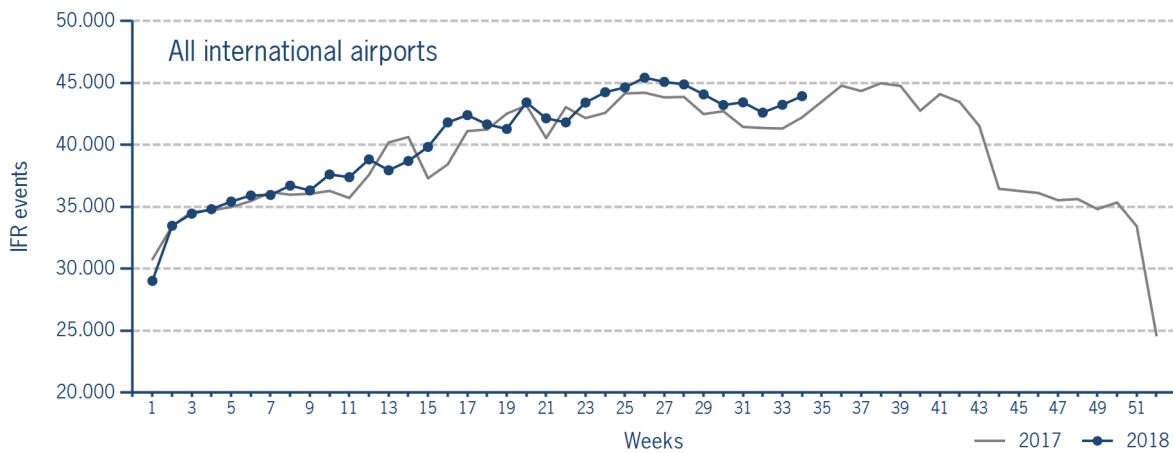
Please note: The trend numbers compare counts of the airspaces in their current configuration to the count of the same airspace in 2017.



IFR flights at international German airports

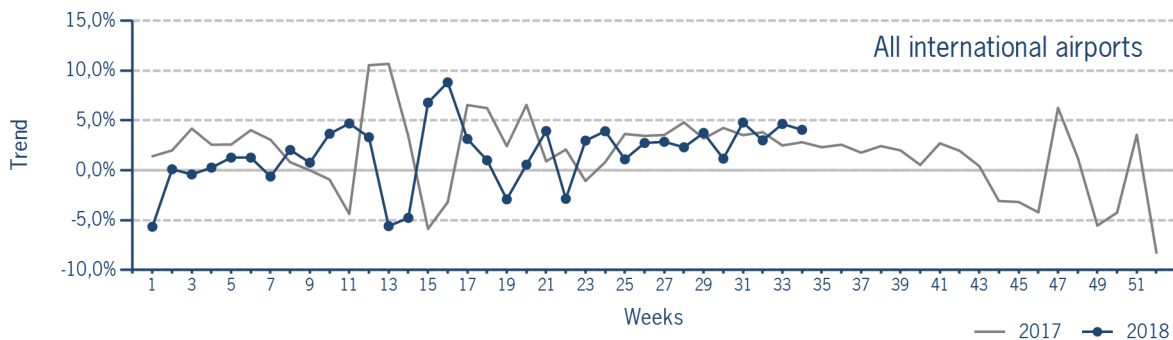
IFR events (take-offs and landings) at the international DFS towers in the Federal Republic of Germany.

	2018	2017	Trend
Week 34	43.936	42.221	4,1%
Cumulated Weeks	1.365.191	1.342.338	1,7%



IFR flights at international German airports - trend

Trend in the number of IFR events (take-offs and landings) at the international DFS towers in the Federal Republic of Germany.



IFR flights at international German airports - airport category

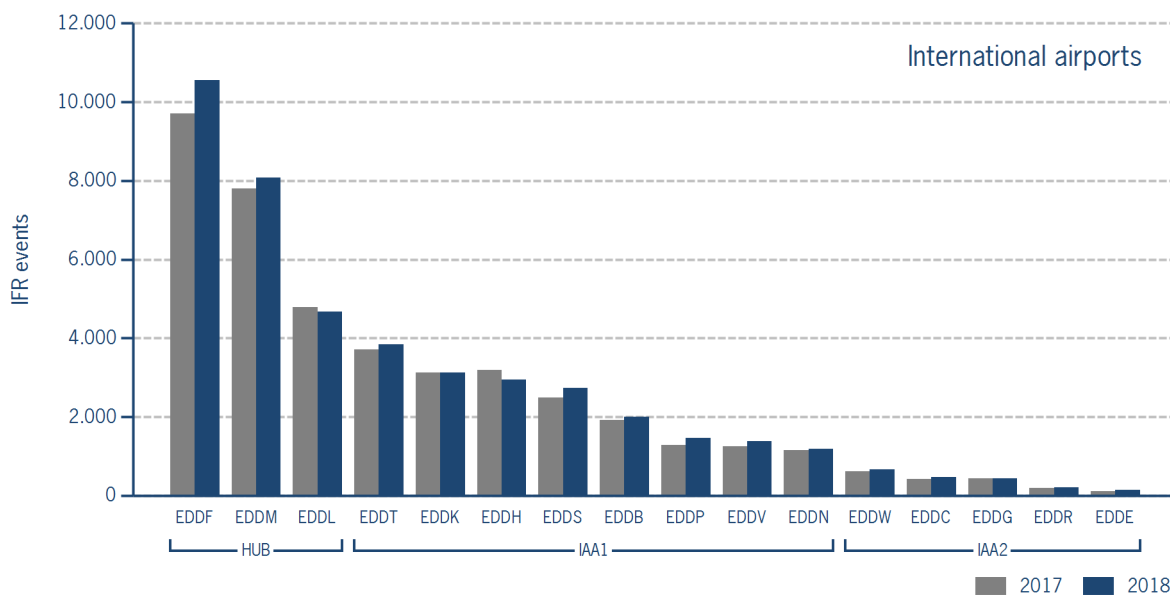
IFR events (take-offs and landings) at the international DFS towers in the Federal Republic of Germany differentiated by Hub Gateways (HUB), International Access Airports 1 (IAA1) and International Access Airports 2 (IAA2).

	HUB	IAA1	IAA2
Week 34	23.312	18.698	1.926
Trend	4,6%	3,1%	8,0%
Cumulated Weeks	734.670	574.562	55.959
Trend	2,2%	1,2%	1,1%

IFR flights at international German airports - in detail

IFR events (take-offs and landings) at the different international DFS towers in the Federal Republic of Germany.

		Week 34	Trend	Week 1 - 34	Trend
HUB					
EDDF	Frankfurt/Main	10.554	8,7%	332.257	8,1%
EDDL	Düsseldorf	4.681	-2,1%	138.379	-6,9%
EDDM	München	8.077	3,5%	264.034	0,5%
IAA1					
EDDB	Berlin-Schönefeld	1.998	4,2%	65.675	0,7%
EDDH	Hamburg	2.954	-7,6%	95.288	-5,7%
EDDK	Köln/Bonn	3.130	0,0%	91.610	1,3%
EDDN	Nürnberg	1.179	1,7%	34.942	1,9%
EDDP	Leipzig/Halle	1.471	14,3%	47.811	15,4%
EDDS	Stuttgart	2.740	10,2%	82.380	7,7%
EDDT	Berlin-Tegel	3.845	3,7%	114.915	-3,5%
EDDV	Hannover	1.381	9,7%	41.941	4,5%
IAA2					
EDDC	Dresden	473	12,1%	14.085	-1,3%
EDDE	Erfurt/Weimar	143	20,2%	3.506	-3,3%
EDDG	Münster/Osnabrück	432	-0,7%	12.134	2,7%
EDDR	Saarbrücken	211	6,0%	6.023	0,7%
EDDW	Bremen	667	9,5%	20.211	2,8%



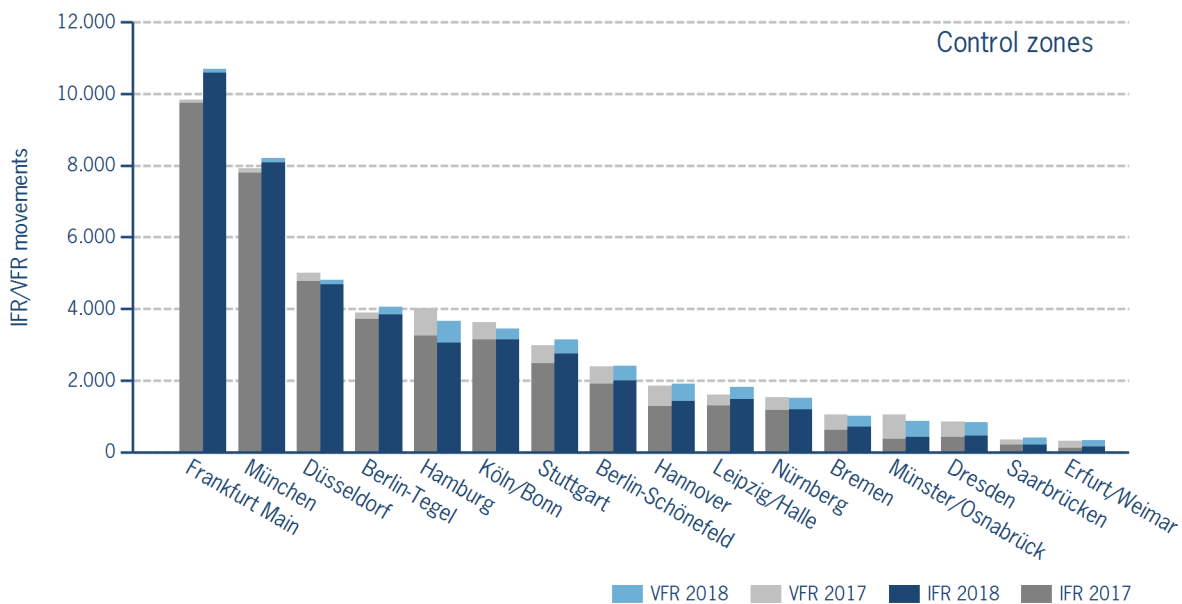
IFR/VFR flights in control zones of DFS towers

IFR/VFR movements (entries, exits, overflights and domestics) at the different control zones of international DFS towers.

	Week 34	Trend	Week 1 - 34	Trend
Berlin-Schönefeld	2.418	1,1%	76.892	3,5%
Berlin-Tegel	4.062	4,2%	121.482	-2,8%
Bremen	1.006	-4,1%	29.937	2,5%
Dresden	838	-0,8%	24.621	2,0%
Düsseldorf	4.816	-3,8%	143.454	-6,8%
Erfurt/Weimar	332	4,7%	8.645	-5,0%
Frankfurt Main	10.700	8,8%	335.746	8,0%
Hamburg	3.660	-8,9%	115.754	-3,6%
Hannover	1.916	3,8%	57.469	6,9%
Köln/Bonn	3.456	-4,6%	102.947	1,0%
Leipzig/Halle	1.815	13,8%	57.828	12,0%
München	8.207	3,5%	268.105	0,6%
Münster/Osnabrück	869	-17,6%	25.668	5,3%
Nürnberg	1.513	-1,6%	44.895	2,5%
Saarbrücken	403	12,3%	10.011	-2,9%
Stuttgart	3.139	5,5%	94.310	6,4%

Additional information:

Münster reported 288 glider movements for the current week, i.e. 2.062 glider movements for the cumulated year.



IFR flights at regional German airports - in detail

IFR events (take-offs and landings) at the different regional towers in the Federal Republic of Germany with control zone and barely any PPR.

	2018	2017	Trend
Week 34	3.507	3.365	4,2%
Cumulated Weeks	109.755	104.753	4,8%

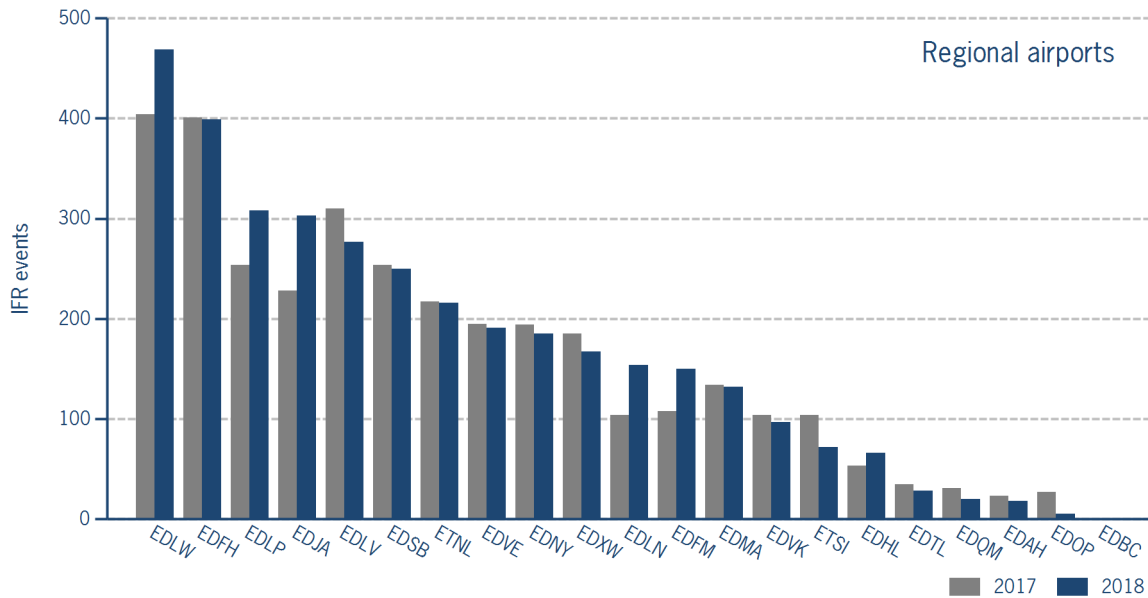
	Week 34	Trend	Week 1 - 34	Trend
EDAH Heringsdorf	18	-21,7%	603	-4,3%
EDBC Magdeburg/Cochstedt	0	N/A	1	-75,0%
EDFH Frankfurt-Hahn	399	-0,5%	13.287	-0,8%
EDFM Mannheim City	150	38,9%	4.312	2,6%
EDHL Lübeck-Blankensee	66	24,5%	1.698	30,6%
EDJA Memmingen	303	32,9%	8.850	20,4%
EDLN Mönchengladbach	154	48,1%	4.296	11,9%
EDLP Paderborn/Lippstadt	308	21,3%	8.876	8,9%
EDLV Niederrhein	277	-10,6%	8.328	-1,1%
EDLW Dortmund	469	16,1%	14.427	11,1%
EDMA Augsburg	132	-1,5%	4.589	-0,3%
EDNY Friedrichshafen	185	-4,6%	6.764	-0,7%
EDOP Schwerin-Parchim	5	-81,5%	384	-47,9%
EDQM Hof-Plauen	20	-35,5%	929	-10,5%
EDSB Karlsruhe/Baden-Baden	250	-1,6%	8.054	-5,6%
EDTL Lahr	28	-20,0%	982	-0,3%
EDVE Braunschweig-Wolfsburg	191	-2,1%	6.134	-1,6%
EDVK Kassel-Calden	97	-6,7%	3.075	9,3%
EDXW Sylt	167	-9,7%	4.338	6,3%
ETNL Laage	216	-0,5%	6.335	24,2%
ETSI Ingolstadt/Manching	72	-30,8%	3.493	-1,4%

*The value is of limited conclusiveness (OLC).

Please note: The airport Magdeburg-Cochstedt (EDBC) is currently closed.

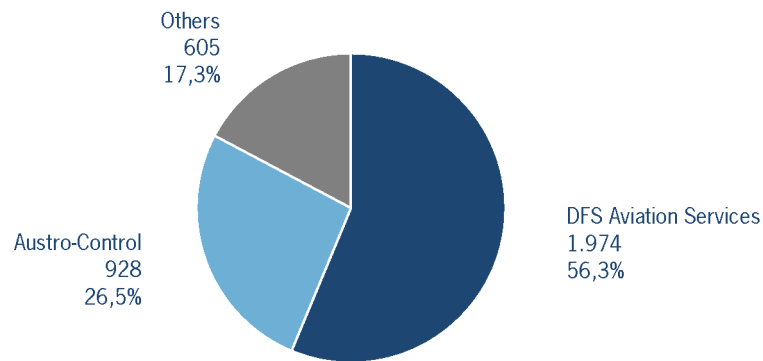
IFR flights at regional German airports - in detail

IFR events (take-offs and landings) at the different regional towers in the Federal Republic of Germany with control zone and barely any PPR.



IFR flights at regional German airports - air traffic service providers

Percentage of IFR events (take-offs and landings) at the regional towers in the Federal Republic of Germany differentiated between DFS Aviation Services, Austro Control and other providers.



- DFS Aviation Services: Dortmund (EDLW), Friedrichshafen (EDNY), Karlsruhe/Baden-Baden (EDSB), Lahr (EDTL), Magdeburg/Cochstedt (EDBC), Memmingen (EDJA), Mönchengladbach (EDLN), Niederrhein (EDLV), Paderborn/Lippstadt (EDLP)
- Austro Control: Augsburg (EDMA), Braunschweig-Wolfsburg (EDVE), Frankfurt-Hahn (EDFH), Heringsdorf (EDAH), Hof-Plauen (EDQM), Kassel-Calden (EDVK), Lübeck-Blankensee (EDHL), Schwerin-Parchim (EDOP)
- Others: Ingolstadt/Manching (ETSI), Laage (ETNL), Mannheim City (EDFM), Sylt (EDXW)

ATFM Arrival Delay

(Data Source: NM statistics, DFS LIZ)

ATFM Arrival Delay with reference to the relevant airport, in minutes per IFR arrival.

ATFM Arrival Delay:
sum of all arrival ATFM delay divided by the sum of all inbound flights for the particular traffic volume

Airports		ATC Delay [min/arrival]	non ATC Delay [min/arrival]	
	All Airports	0,0286	0,3693	
EDDM	München	0	0,6329	
EDDF	Frankfurt/Main	0	0,5890	
EDDH	Hamburg	0,3805	0,2081	
EDDK	Köln/Bonn	0	0,5329	
EDDL	Düsseldorf	0	0,4753	
EDDW	Bremen	0,1899	0	
EDDT	Berlin-Tegel	0	0,1050	

Please note: The ATFM delay data are provided by NM statistics. Due to internal distribution of the ATFM delay, data are modified by CC/FC and TWR/M. The inbound flight information is based on LIZ statistics.

All Airports means all international German airports: Berlin-Schönefeld (EDDB), Berlin-Tegel (EDDT), Bremen (EDDW), Dresden (EDDC), Düsseldorf (EDDL), Erfurt/Weimar (EDDE), Frankfurt/Main (EDDF), Hamburg (EDDH), Hannover (EDDV), Köln/Bonn (EDDK), Leipzig/Halle (EDDP), München (EDDM), Münster/Osnabrück (EDDG), Nürnberg (EDDN), Saarbrücken (EDDR), Stuttgart (EDDS)