



LIZ Bulletin

DFS Situation and Information Centre

Week 27

2 JUL 2018 - 8 JUL 2018

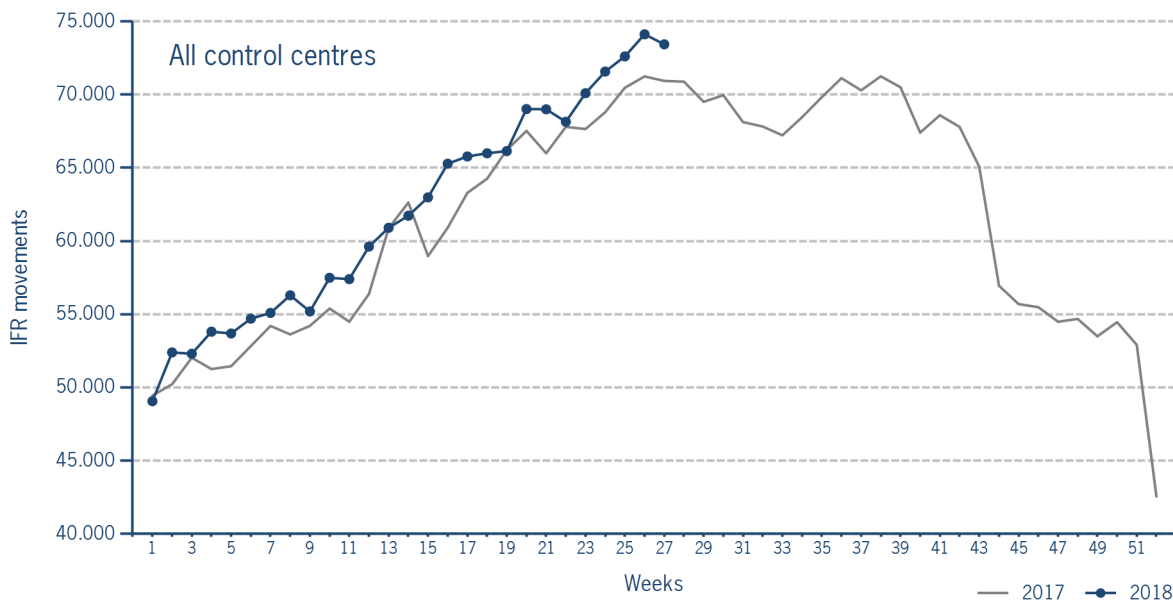
Version 10.07.2018

Please note: With AIRAC AIP Amendment 21JUN18 Frankfurt-Hahn (EDFH) belongs to Austrocontrol and therefore is no longer counted among DFS Aviation Services. Since July 01, Friedrichshafen (EDNY) belongs to DFS Aviation Services (regional German airports, page 8).

IFR flights in the Federal Republic of Germany

IFR movements (entries, exits, overflights and domestics) in all control sectors with a German designator.

	2018	2017	Trend
Week 27	73.446	70.945	3,5%
Cumulated Weeks	1.673.899	1.623.104	3,1%

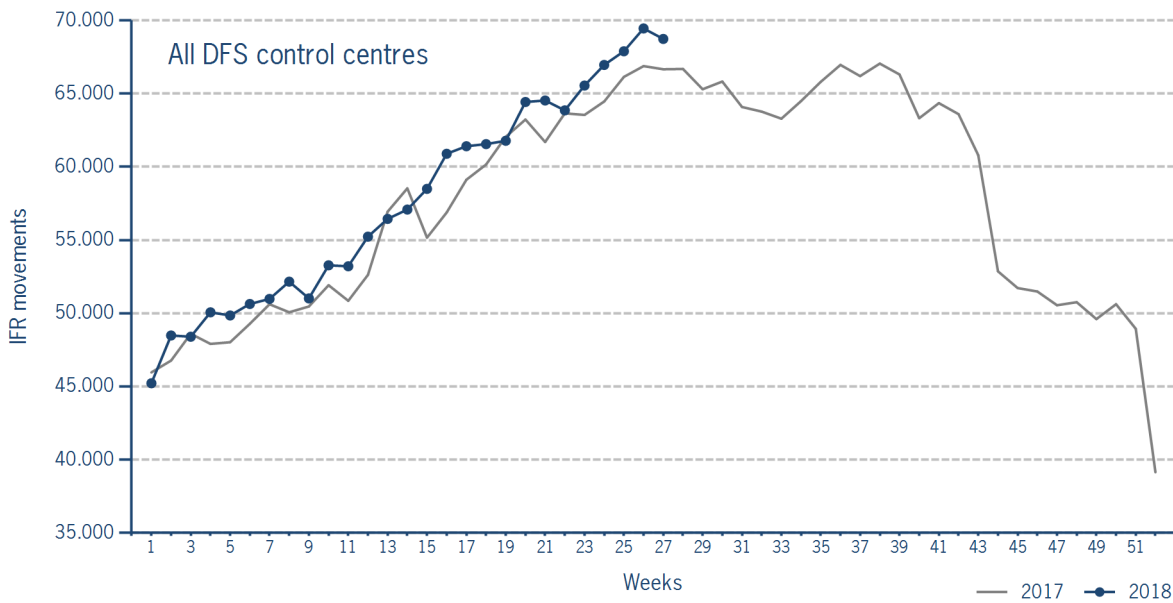


Please note: This count covers the traffic in the area build by all control sectors with a German designator („ED“), regardless of the service provider, including civil and military traffic in sectors controlled by DFS and Maastricht UAC (Maastricht-Hannover sectors). The area counted is composed of modular control sectors designed for ATC purposes with partly cross border structures and is therefore not identical to the political border of the Federal Republic of Germany or the national Flight Information Region (FIR).

IFR flights controlled by DFS

IFR movements (entries, exits, overflights and domestics) in control sectors controlled by DFS.

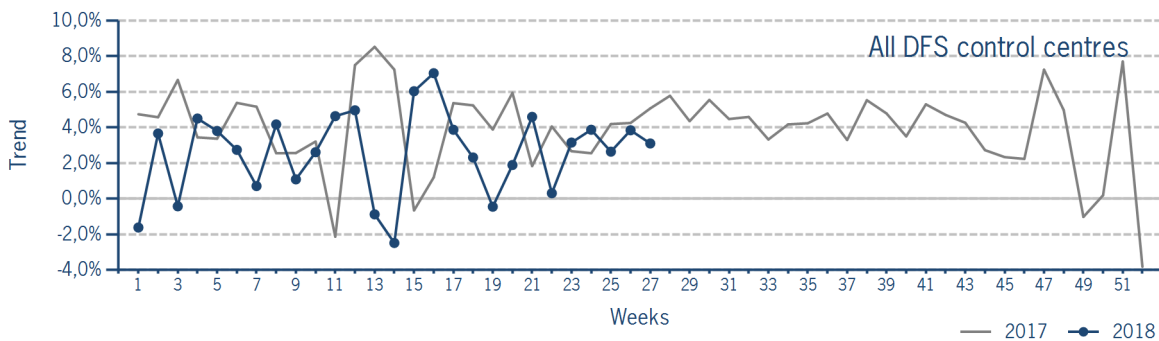
	2018	2017	Trend
Week 27	68.744	66.672	3,1%
Cumulated Weeks	1.557.630	1.518.215	2,6%



Please note: This count covers the traffic in the area build by control sectors of DFS control centres, including civil and military traffic. Traffic in Maastricht UAC (Maastricht-Hannover sectors) is not counted.

IFR flights controlled by DFS - trend

Trend in the number of IFR movements (entries, exits, overflights and domestics) in control sectors controlled by DFS.

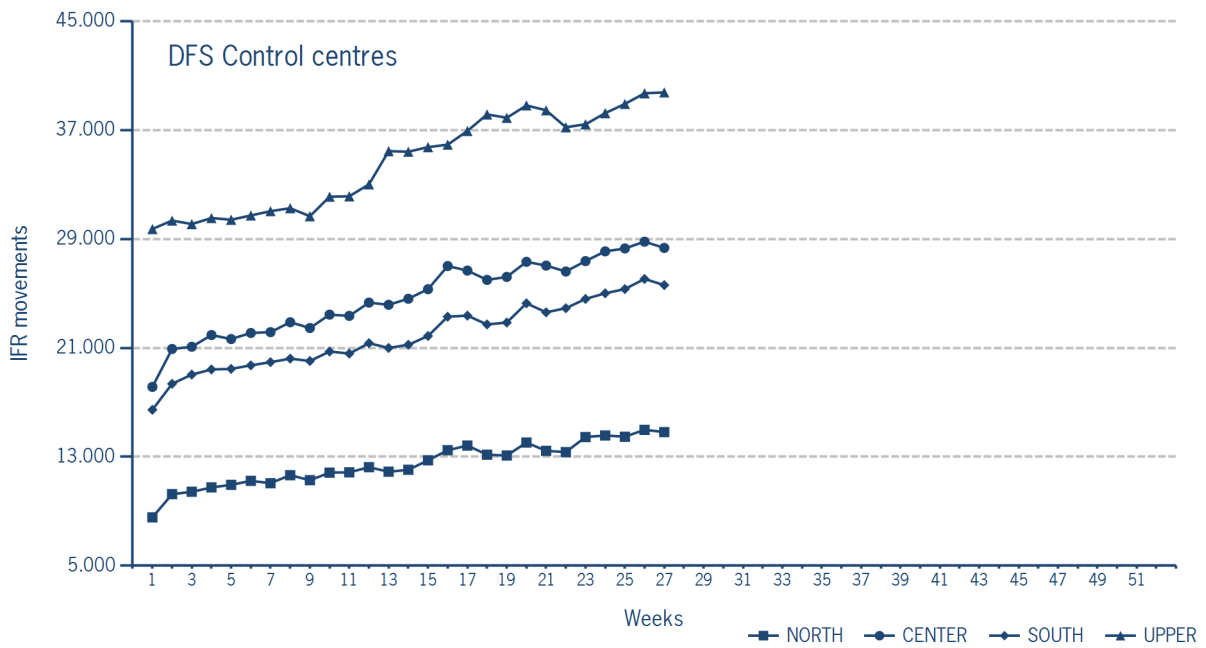


IFR flights controlled by DFS - in detail

IFR movements (entries, exits, overflights and domestics) controlled by DFS at the different control centres.

	NORTH	CENTER	SOUTH	UPPER
Week 27	14.820	28.344	25.614	39.765
Trend	2,2%	3,8%	4,6%	-3,4%
Cumulated Weeks	336.516	666.376	590.103	936.160
Trend	-1,5%	3,8%	3,8%	0,8%

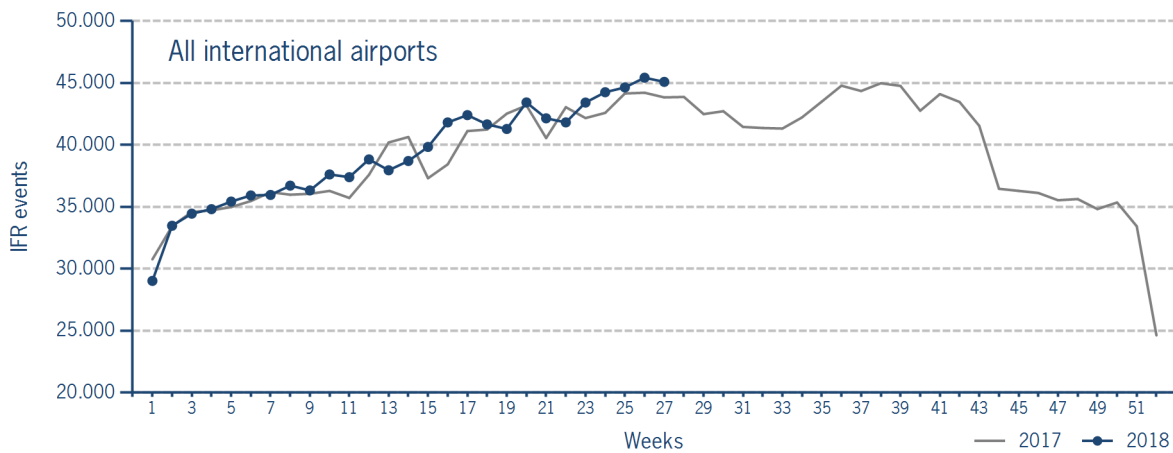
Please note: The trend numbers compare counts of the airspaces in their current configuration to the count of the same airspace in 2017.



IFR flights at international German airports

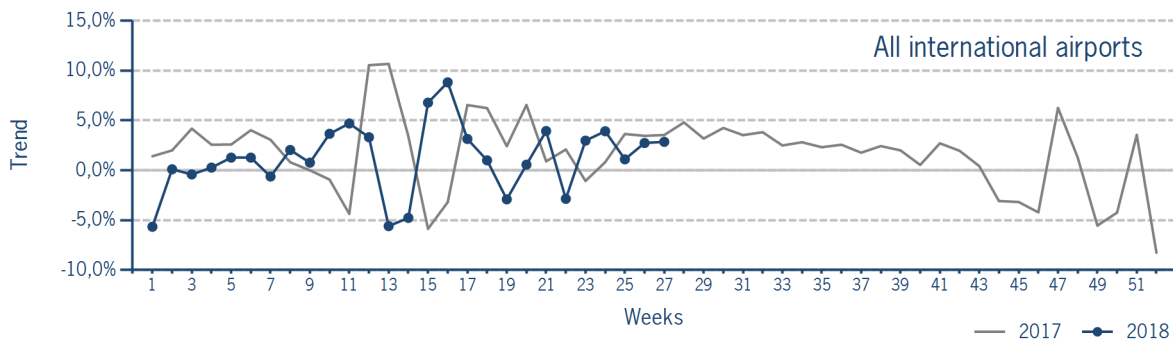
IFR events (take-offs and landings) at the international DFS towers in the Federal Republic of Germany.

	2018	2017	Trend
Week 27	45.088	43.836	2,9%
Cumulated Weeks	1.059.793	1.046.909	1,2%



IFR flights at international German airports - trend

Trend in the number of IFR events (take-offs and landings) at the international DFS towers in the Federal Republic of Germany.



IFR flights at international German airports - airport category

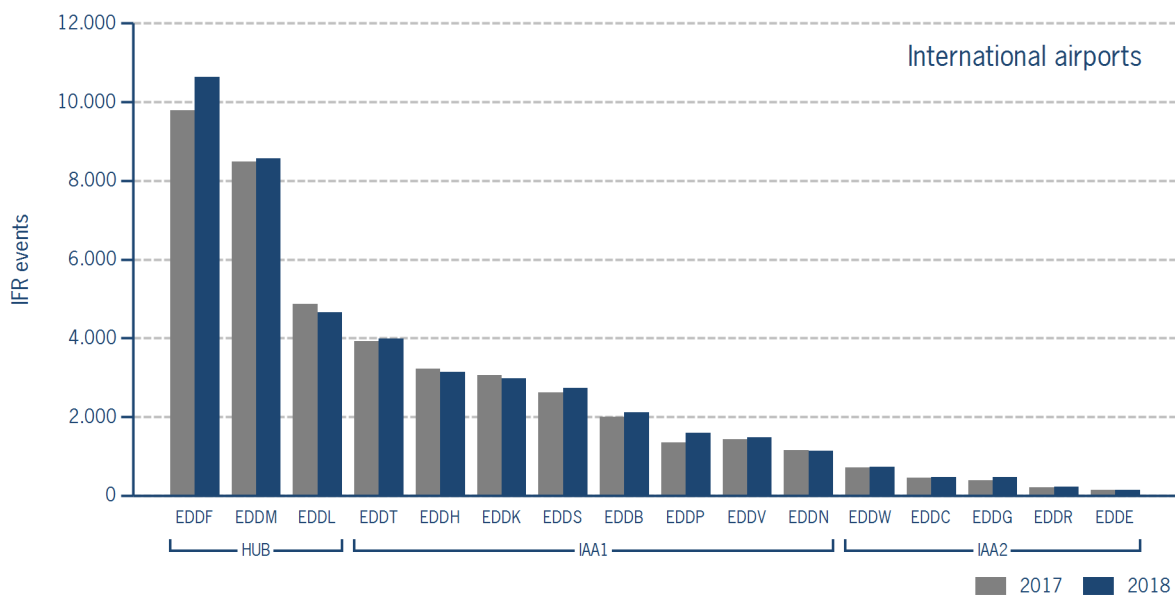
IFR events (take-offs and landings) at the international DFS towers in the Federal Republic of Germany differentiated by Hub Gateways (HUB), International Access Airports 1 (IAA1) and International Access Airports 2 (IAA2).

	HUB	IAA1	IAA2
Week 27	23.868	19.192	2.028
Trend	3,1%	2,2%	6,4%
Cumulated Weeks	572.736	444.207	42.850
Trend	1,8%	0,7%	-0,7%

IFR flights at international German airports - in detail

IFR events (take-offs and landings) at the different international DFS towers in the Federal Republic of Germany.

		Week 27	Trend	Week 1 - 27	Trend
HUB					
EDDF	Frankfurt/Main	10.642	8,7%	259.000	8,2%
EDDL	Düsseldorf	4.653	-4,5%	106.418	-8,1%
EDDM	München	8.573	0,9%	207.318	-0,1%
IAA1					
EDDB	Berlin-Schönefeld	2.114	5,6%	51.727	-0,2%
EDDH	Hamburg	3.135	-2,6%	74.531	-5,3%
EDDK	Köln/Bonn	2.983	-2,4%	70.103	1,3%
EDDN	Nürnberg	1.143	-1,1%	26.874	2,1%
EDDP	Leipzig/Halle	1.594	17,5%	37.236	15,5%
EDDS	Stuttgart	2.741	4,4%	63.472	7,5%
EDDT	Berlin-Tegel	3.997	2,0%	88.134	-5,2%
EDDV	Hannover	1.485	3,3%	32.130	3,8%
IAA2					
EDDC	Dresden	472	4,7%	10.841	-5,0%
EDDE	Erfurt/Weimar	140	0,0%	2.573	-7,6%
EDDG	Münster/Osnabrück	467	19,1%	9.192	2,2%
EDDR	Saarbrücken	223	4,2%	4.611	1,5%
EDDW	Bremen	726	2,4%	15.633	1,5%



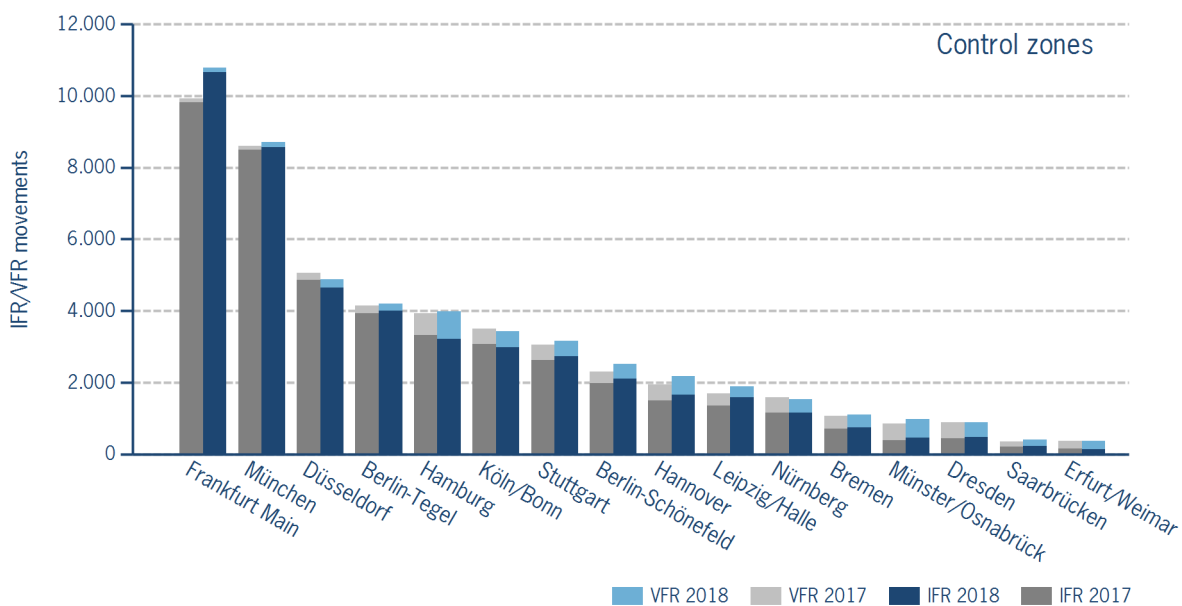
IFR/VFR flights in control zones of DFS towers

IFR/VFR movements (entries, exits, overflights and domestics) at the different control zones of international DFS towers.

	Week 27	Trend	Week 1 - 27	Trend
Berlin-Schönefeld	2.517	9,5%	60.240	3,7%
Berlin-Tegel	4.206	1,6%	93.198	-4,5%
Bremen	1.103	2,8%	22.893	1,5%
Dresden	885	0,7%	18.544	0,4%
Düsseldorf	4.887	-3,4%	110.316	-8,1%
Erfurt/Weimar	376	3,3%	6.442	-7,7%
Frankfurt Main	10.787	8,7%	261.599	8,2%
Hamburg	3.989	1,4%	89.565	-3,5%
Hannover	2.185	12,2%	43.785	5,4%
Köln/Bonn	3.429	-1,8%	78.871	0,9%
Leipzig/Halle	1.889	11,4%	44.957	11,7%
München	8.709	1,2%	210.422	0,0%
Münster/Osnabrück	983	16,3%	19.480	5,4%
Nürnberg	1.531	-3,0%	34.346	2,6%
Saarbrücken	407	14,0%	7.502	-0,4%
Stuttgart	3.167	3,7%	72.314	5,8%

Additional information:

Münster reported 130 glider movements for the current week, i.e. 1.204 glider movements for the cumulated year.



IFR flights at regional German airports - in detail

IFR events (take-offs and landings) at the different regional towers in the Federal Republic of Germany with control zone and barely any PPR.

	2018	2017	Trend
Week 27	3.652	3.484	4,8%
Cumulated Weeks	85.423	81.614	4,7%

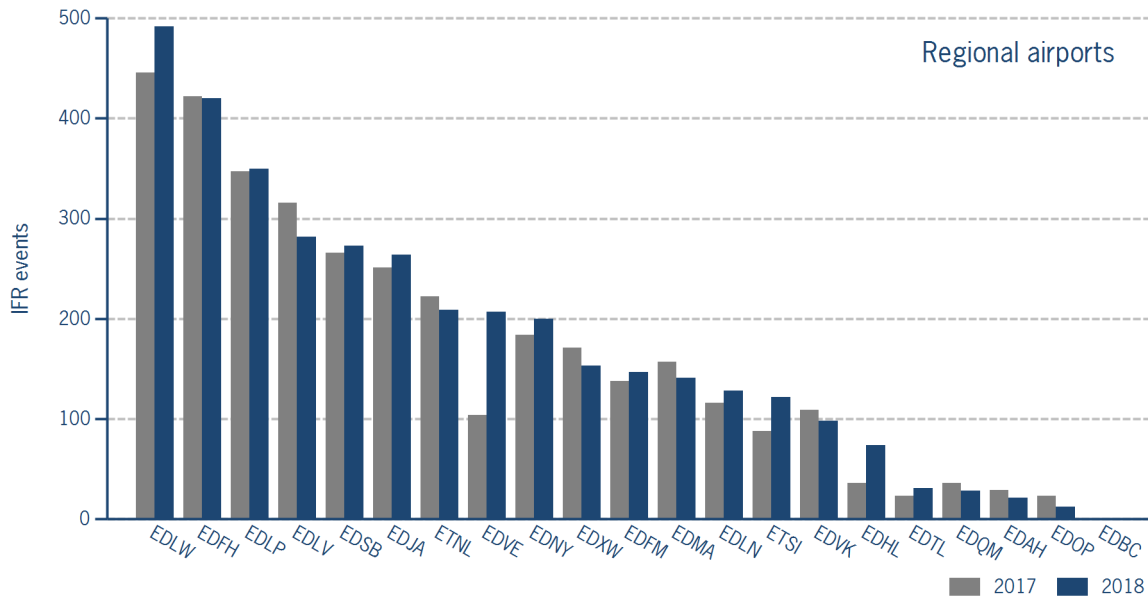
	Week 27	Trend	Week 1 - 27	Trend
EDAH Heringsdorf	21	-27,6%	416	-2,8%
EDBC Magdeburg/Cochstedt	0	N/A	1	-50,0%
EDFH Frankfurt-Hahn	420	-0,5%	10.487	1,0%
EDFM Mannheim City	147	6,5%	3.367	-1,3%
EDHL Lübeck-Blankensee	74	105,6%	1.298	30,7%
EDJA Memmingen	264	5,2%	6.764	16,9%
EDLN Mönchengladbach	128	10,3%	3.427	11,2%
EDLP Paderborn/Lippstadt	350	0,9%	6.727	6,3%
EDLV Niederrhein	282	-10,8%	6.421	2,9%
EDLW Dortmund	492	10,3%	11.159	9,4%
EDMA Augsburg	141	-10,2%	3.686	1,5%
EDNY Friedrichshafen	200	8,7%	5.369	-2,4%
EDOP Schwerin-Parchim	12	-47,8%	314	-37,3%
EDQM Hof-Plauen	28	-22,2%	668	-17,8%
EDSB Karlsruhe/Baden-Baden	273	2,6%	6.147	-8,7%
EDTL Lahr	31	34,8%	776	1,6%
EDVE Braunschweig-Wolfsburg	207	99,0%	5.203	-0,6%
EDVK Kassel-Calden	98	-10,1%	2.407	10,7%
EDXW Sylt	153	-10,5%	2.965	6,1%
ETNL Laage	209	-5,9%	4.921	34,0%
ETSI Ingolstadt/Manching	122	38,6%	2.900	-1,5%

*The value is of limited conclusiveness (OLC).

Please note: The airport Magdeburg-Cochstedt (EDBC) is currently closed.

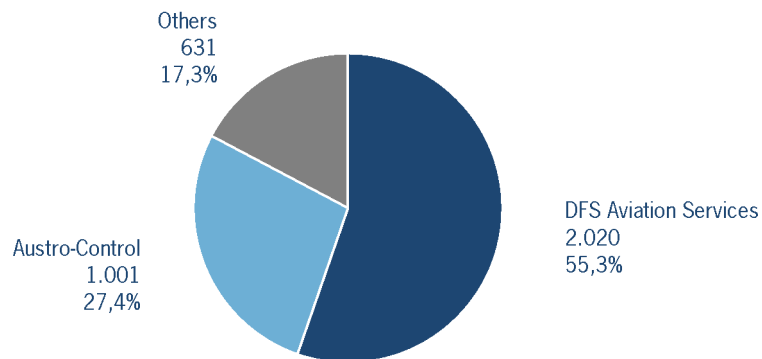
IFR flights at regional German airports - in detail

IFR events (take-offs and landings) at the different regional towers in the Federal Republic of Germany with control zone and barely any PPR.



IFR flights at regional German airports - air traffic service providers

Percentage of IFR events (take-offs and landings) at the regional towers in the Federal Republic of Germany differentiated between DFS Aviation Services, Austro Control and other providers.



- DFS Aviation Services: Dortmund (EDLW), Friedrichshafen (EDNY), Karlsruhe/Baden-Baden (EDSB), Lahr (EDTL), Magdeburg/Cochstedt (EDBC), Memmingen (EDJA), Mönchengladbach (EDLN), Niederrhein (EDLV), Paderborn/Lippstadt (EDLP)
- Austro Control: Augsburg (EDMA), Braunschweig-Wolfsburg (EDVE), Frankfurt-Hahn (EDFH), Heringsdorf (EDAH), Hof-Plauen (EDQM), Kassel-Calden (EDVK), Lübeck-Blankensee (EDHL), Schwerin-Parchim (EDOP)
- Others: Ingolstadt/Manching (ETSI), Laage (ETNL), Mannheim City (EDFM), Sylt (EDXW)

ATFM Arrival Delay

(Data Source: NM statistics, DFS LIZ)

ATFM Arrival Delay with reference to the relevant airport, in minutes per IFR arrival.

ATFM Arrival Delay:

sum of all arrival ATFM delay divided by the sum of all inbound flights for the particular traffic volume

Airports		ATC Delay [min/arrival]	non ATC Delay [min/arrival]	
	All Airports	0,0369	0,4823	
EDDW	Bremen	1,5372	0	
EDDK	Köln/Bonn	0,1194	1,0389	
EDDM	München	0	0,8321	
EDDL	Düsseldorf	0,0416	0,7086	
EDDF	Frankfurt/Main	0	0,5998	
EDDP	Leipzig/Halle	0	0,4482	
EDDS	Stuttgart	0	0,4137	

Please note: The ATFM delay data are provided by NM statistics. Due to internal distribution of the ATFM delay, data are modified by CC/FC and TWR/M. The inbound flight information is based on LIZ statistics.

All Airports means all international German airports: Berlin-Schönefeld (EDDB), Berlin-Tegel (EDDT), Bremen (EDDW), Dresden (EDDC), Düsseldorf (EDDL), Erfurt/Weimar (EDDE), Frankfurt/Main (EDDF), Hamburg (EDDH), Hannover (EDDV), Köln/Bonn (EDDK), Leipzig/Halle (EDDP), München (EDDM), Münster/Osnabrück (EDDG), Nürnberg (EDDN), Saarbrücken (EDDR), Stuttgart (EDDS)