



LIZ Bulletin

DFS Situation and Information Centre

Week 21

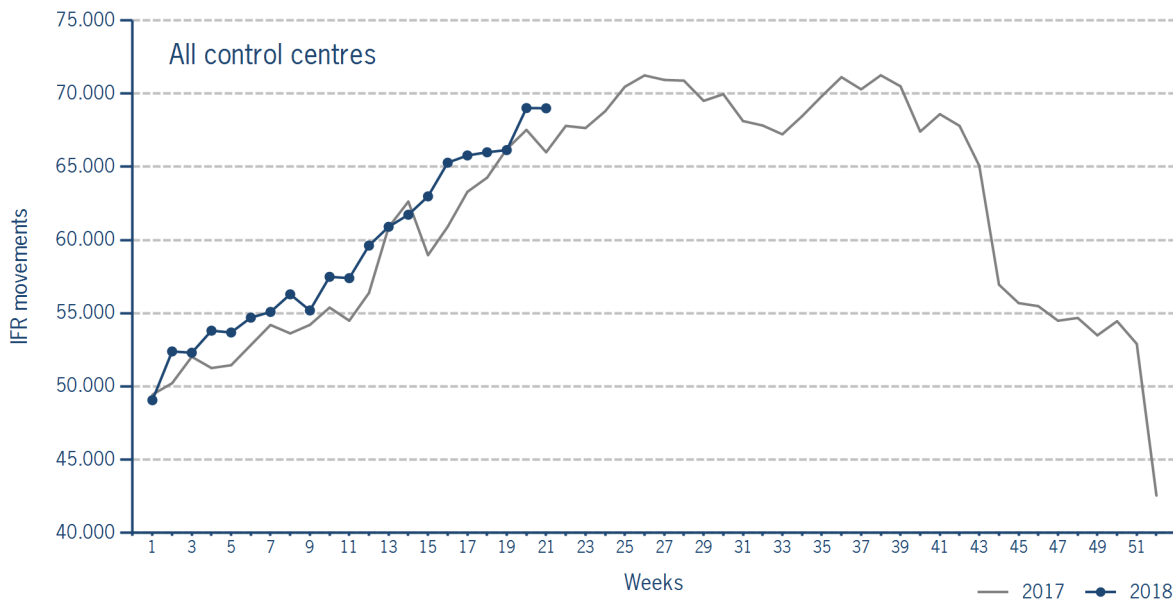
21 MAY 2018 - 27 MAY 2018

Version 30.05.2018

IFR flights in the Federal Republic of Germany

IFR movements (entries, exits, overflights and domestics) in all control sectors with a German designator.

	2018	2017	Trend
Week 21	69.006	66.000	4,6%
Cumulated Weeks	1.243.867	1.206.170	3,1%

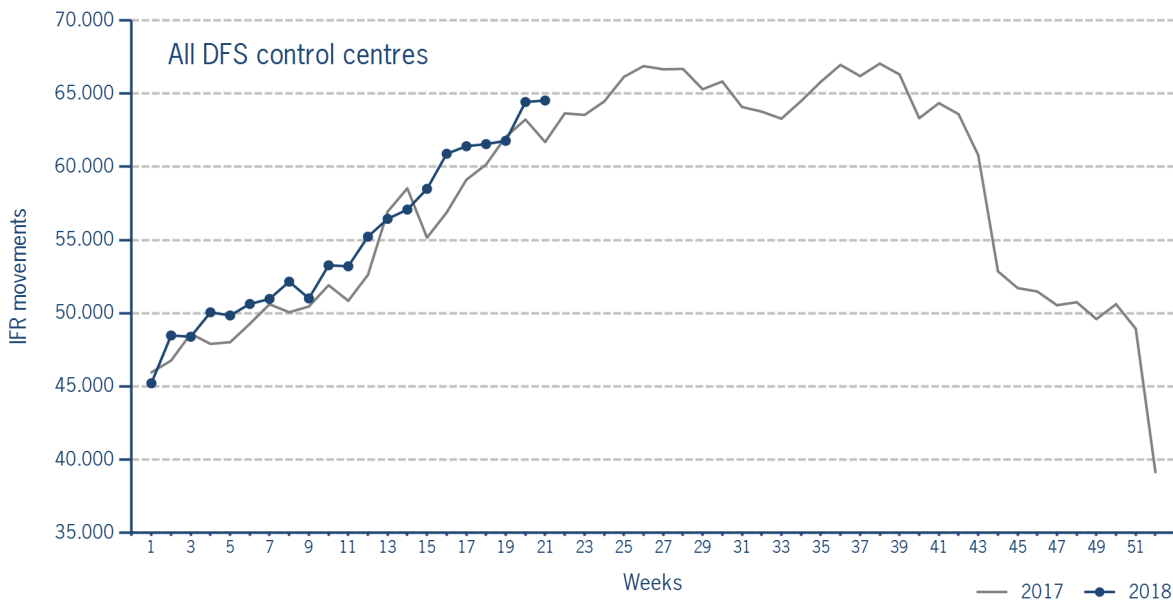


Please note: This count covers the traffic in the area build by all control sectors with a German designator („ED“), regardless of the service provider, including civil and military traffic in sectors controlled by DFS and Maastricht UAC (Maastricht-Hannover sectors). The area counted is composed of modular control sectors designed for ATC purposes with partly cross border structures and is therefore not identical to the political border of the Federal Republic of Germany or the national Flight Information Region (FIR).

IFR flights controlled by DFS

IFR movements (entries, exits, overflights and domestics) in control sectors controlled by DFS.

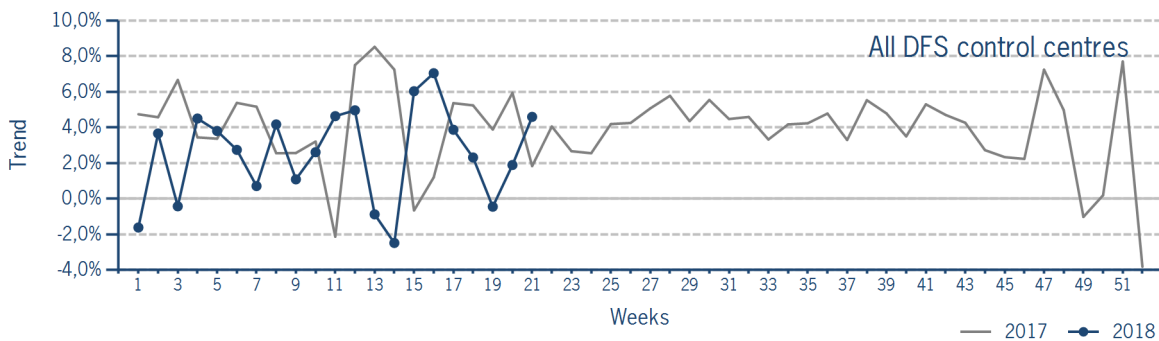
	2018	2017	Trend
Week 21	64.538	61.700	4,6%
Cumulated Weeks	1.155.134	1.126.826	2,5%



Please note: This count covers the traffic in the area build by control sectors of DFS control centres, including civil and military traffic. Traffic in Maastricht UAC (Maastricht-Hannover sectors) is not counted.

IFR flights controlled by DFS - trend

Trend in the number of IFR movements (entries, exits, overflights and domestics) in control sectors controlled by DFS.

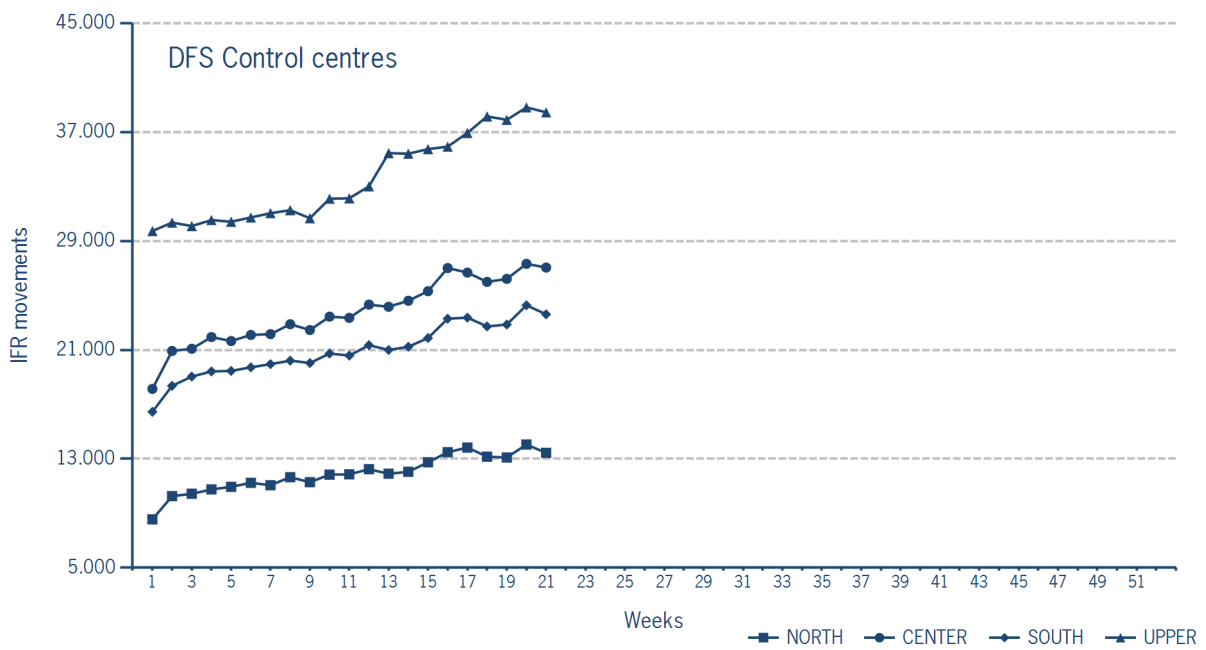


IFR flights controlled by DFS - in detail

IFR movements (entries, exits, overflights and domestics) controlled by DFS at the different control centres.

	NORTH	CENTER	SOUTH	UPPER
Week 21	13.439	27.046	23.614	38.452
Trend	-0,9%	6,4%	4,3%	1,2%
Cumulated Weeks	249.860	498.840	439.574	704.893
Trend	-2,0%	3,8%	3,5%	2,3%

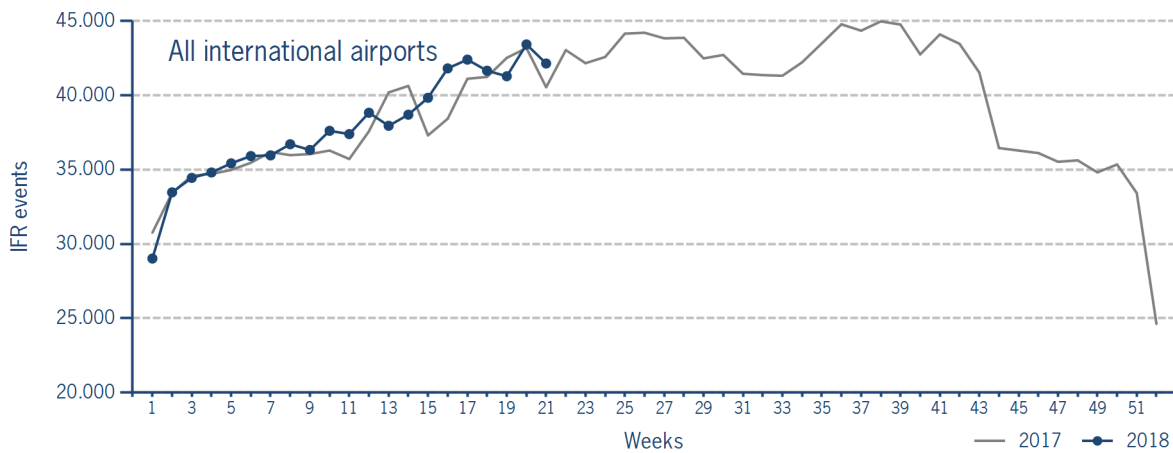
Please note: The trend numbers compare counts of the airspaces in their current configuration to the count of the same airspace in 2017.



IFR flights at international German airports

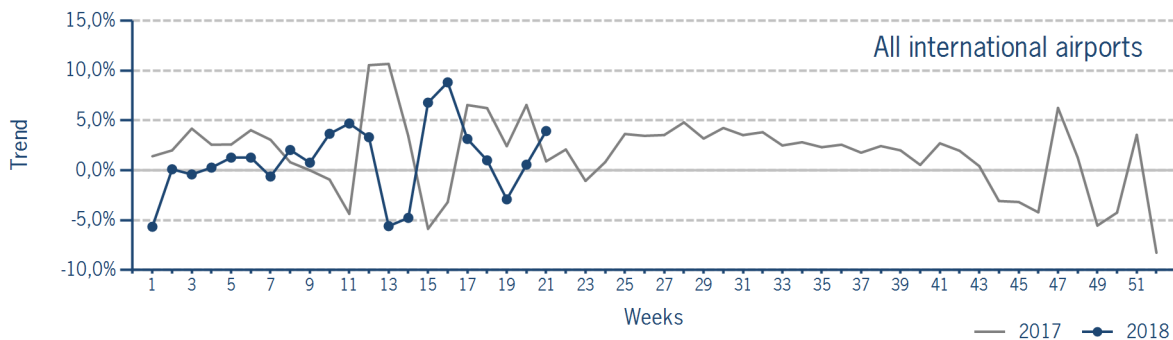
IFR events (take-offs and landings) at the international DFS towers in the Federal Republic of Germany.

	2018	2017	Trend
Week 21	42.144	40.548	3,9%
Cumulated Weeks	795.154	786.916	1,0%



IFR flights at international German airports - trend

Trend in the number of IFR events (take-offs and landings) at the international DFS towers in the Federal Republic of Germany.



IFR flights at international German airports - airport category

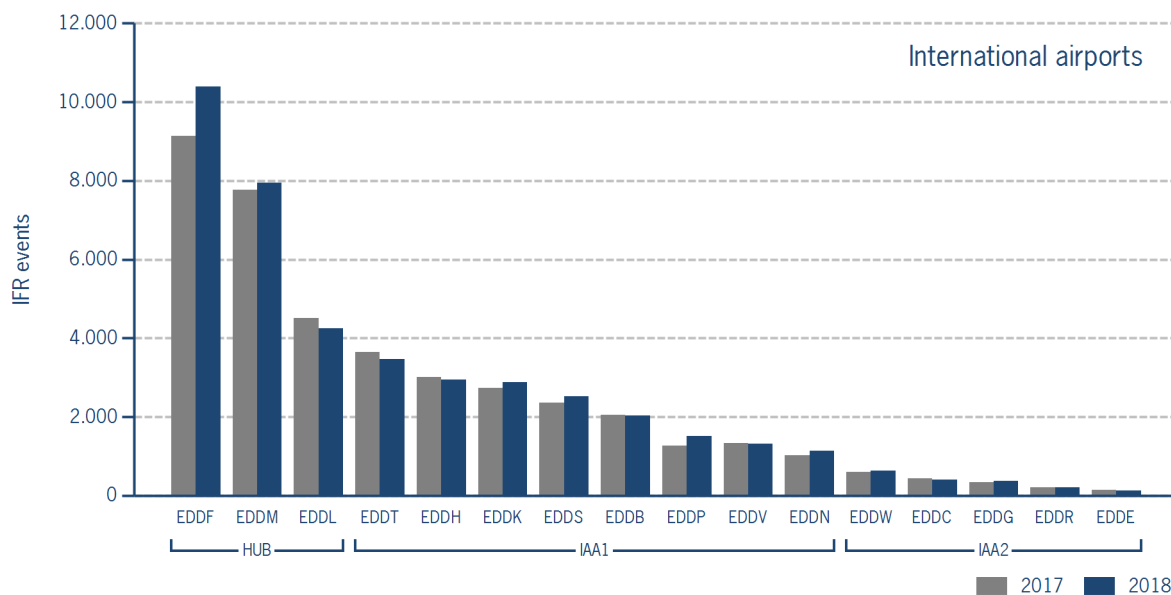
IFR events (take-offs and landings) at the international DFS towers in the Federal Republic of Germany differentiated by Hub Gateways (HUB), International Access Airports 1 (IAA1) and International Access Airports 2 (IAA2).

	HUB	IAA1	IAA2
Week 21	22.583	17.816	1.745
Trend	5,4%	2,4%	1,9%
Cumulated Weeks	432.290	331.434	31.430
Trend	1,6%	0,6%	-1,6%

IFR flights at international German airports - in detail

IFR events (take-offs and landings) at the different international DFS towers in the Federal Republic of Germany.

		Week 21	Trend	Week 1 - 21	Trend
HUB					
EDDF	Frankfurt/Main	10.391	13,7%	195.859	8,1%
EDDL	Düsseldorf	4.245	-6,0%	79.484	-8,6%
EDDM	München	7.947	2,3%	156.947	-0,2%
IAA1					
EDDB	Berlin-Schönefeld	2.038	-0,2%	39.299	-0,1%
EDDH	Hamburg	2.942	-2,1%	56.295	-4,9%
EDDK	Köln/Bonn	2.877	5,4%	52.341	1,6%
EDDN	Nürnberg	1.139	11,8%	19.818	2,5%
EDDP	Leipzig/Halle	1.512	19,7%	28.000	15,7%
EDDS	Stuttgart	2.527	7,1%	46.941	8,1%
EDDT	Berlin-Tegel	3.468	-4,9%	65.415	-6,3%
EDDV	Hannover	1.313	-1,6%	23.325	2,4%
IAA2					
EDDC	Dresden	401	-6,5%	8.100	-7,5%
EDDE	Erfurt/Weimar	124	-10,1%	1.785	-9,7%
EDDG	Münster/Osnabrück	374	9,4%	6.662	2,6%
EDDR	Saarbrücken	212	2,9%	3.333	-0,2%
EDDW	Bremen	634	6,0%	11.550	1,5%



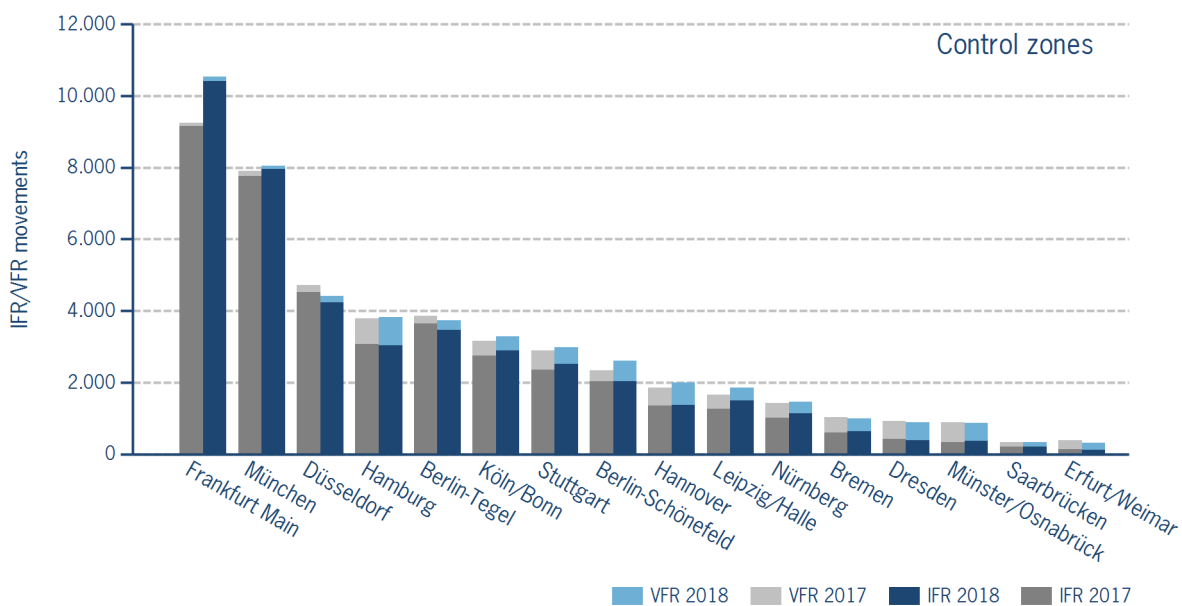
IFR/VFR flights in control zones of DFS towers

IFR/VFR movements (entries, exits, overflights and domestics) at the different control zones of international DFS towers.

	Week 21	Trend	Week 1 - 21	Trend
Berlin-Schönefeld	2.604	11,7%	45.341	3,1%
Berlin-Tegel	3.743	-3,0%	69.111	-5,7%
Bremen	994	-4,3%	16.769	1,4%
Dresden	888	-3,2%	13.617	1,3%
Düsseldorf	4.412	-6,5%	82.345	-8,7%
Erfurt/Weimar	314	-19,5%	4.546	0,8%
Frankfurt Main	10.536	14,0%	197.730	8,1%
Hamburg	3.820	1,0%	66.680	-3,7%
Hannover	1.992	7,4%	31.868	4,2%
Köln/Bonn	3.284	3,9%	58.751	1,2%
Leipzig/Halle	1.858	12,7%	33.827	13,4%
München	8.045	1,7%	159.192	-0,1%
Münster/Osnabrück	868	-1,8%	14.142	6,5%
Nürnberg	1.463	3,1%	25.136	3,2%
Saarbrücken	329	-3,5%	5.331	-3,9%
Stuttgart	2.977	2,9%	53.226	6,1%

Additional information:

Münster reported 90 glider movements for the current week, i.e. 554 glider movements for the cumulated year.



IFR flights at regional German airports - in detail

IFR events (take-offs and landings) at the different regional towers in the Federal Republic of Germany with control zone and barely any PPR.

	2018	2017	Trend
Week 21	3.368	3.379	-0,3%
Cumulated Weeks	63.139	60.336	4,6%

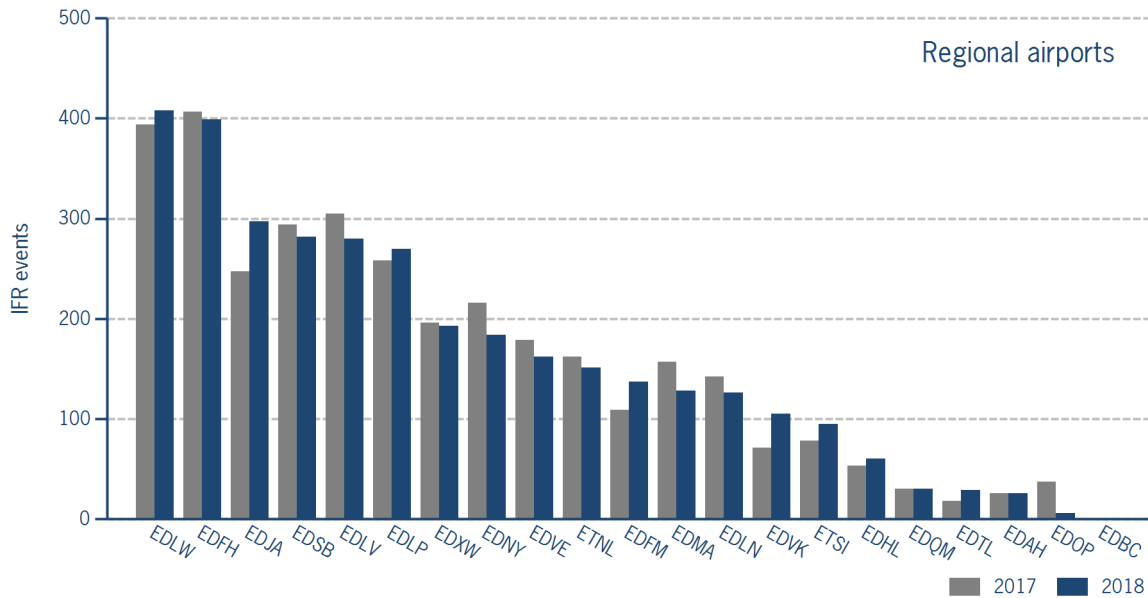
	Week 21	Trend	Week 1 - 21	Trend
EDAH Heringsdorf	26	0,0%	244	1,2%
EDBC Magdeburg/Cochstedt	0	N/A	1	-50,0%
EDFH Frankfurt-Hahn	399	-2,0%	7.969	1,4%
EDFM Mannheim City	137	25,7%	2.552	-0,5%
EDHL Lübeck-Blankensee	60	13,2%	800	15,1%
EDJA Memmingen	297	20,2%	5.075	17,1%
EDLN Mönchengladbach	126	-11,3%	2.629	12,1%
EDLP Paderborn/Lippstadt	270	4,7%	4.716	6,3%
EDLV Niederrhein	280	-8,2%	4.769	9,3%
EDLW Dortmund	408	3,6%	8.437	10,7%
EDMA Augsburg	128	-18,5%	2.728	0,4%
EDNY Friedrichshafen	184	-14,8%	4.107	-6,5%
EDOP Schwerin-Parchim	6	-83,8%	245	-40,2%
EDQM Hof-Plauen	30	0,0%	498	-17,8%
EDSB Karlsruhe/Baden-Baden	282	-4,1%	4.496	-10,9%
EDTL Lahr	29	61,1%	601	6,2%
EDVE Braunschweig-Wolfsburg	162	-9,5%	3.931	-4,6%
EDVK Kassel-Calden	105	47,9%	1.809	17,2%
EDXW Sylt	193	-1,5%	1.943	10,4%
ETNL Laage	151	-6,8%	3.377	37,6%
ETSI Ingolstadt/Manching	95	21,8%	2.212	-2,1%

*The value is of limited conclusiveness (OLC).

Please note: The airport Magdeburg-Cochstedt (EDBC) is currently closed.

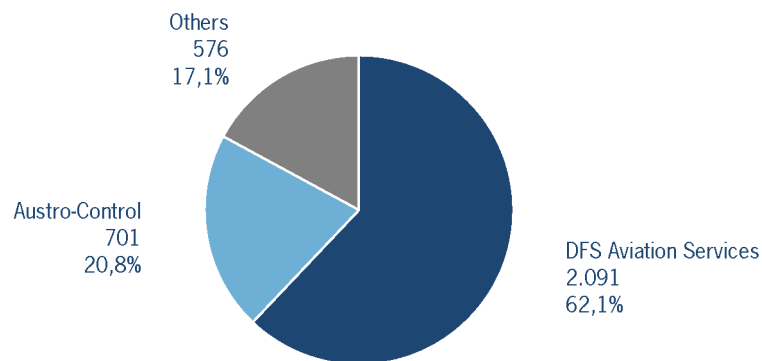
IFR flights at regional German airports - in detail

IFR events (take-offs and landings) at the different regional towers in the Federal Republic of Germany with control zone and barely any PPR.



IFR flights at regional German airports - air traffic service providers

Percentage of IFR events (take-offs and landings) at the regional towers in the Federal Republic of Germany differentiated between DFS Aviation Services, Austro Control and other providers.



DFS Aviation Services: Dortmund (EDLW), Frankfurt-Hahn (EDFH), Karlsruhe/Baden-Baden (EDSB), Lahr (EDTL), Magdeburg/Cochstedt (EDBC), Memmingen (EDJA), Mönchengladbach (EDLN), Niederrhein (EDLV), Paderborn/Lippstadt (EDLP)

Austro Control: Augsburg (EDMA), Braunschweig-Wolfsburg (EDVE), Friedrichshafen (EDNY), Heringsdorf (EDAH), Hof-Plauen (EDQM), Kassel-Calden (EDVK), Lübeck-Blankensee (EDHL), Schwerin-Parchim (EDOP)

Others: Ingolstadt/Manching (ETSI), Laage (ETNL), Mannheim City (EDFM), Sylt (EDXW)

ATFM Arrival Delay

(Data Source: NM statistics, DFS LIZ)

ATFM Arrival Delay with reference to the relevant airport, in minutes per IFR arrival.

ATFM Arrival Delay:

sum of all arrival ATFM delay divided by the sum of all inbound flights for the particular traffic volume

Airports		ATC Delay [min/arrival]	non ATC Delay [min/arrival]	
	All Airports	0,0073	1,6696	
EDDF	Frankfurt/Main	0	4,4738	
EDDL	Düsseldorf	0	1,3610	
EDDS	Stuttgart	0	1,3507	
EDDH	Hamburg	0,1039	1,2418	
EDDM	München	0	1,1569	
EDDK	Köln/Bonn	0	0,5505	
EDDP	Leipzig/Halle	0	0,2318	

Please note: The ATFM delay data are provided by NM statistics. Due to internal distribution of the ATFM delay, data are modified by CC/FC and TWR/M. The inbound flight information is based on LIZ statistics.

All Airports means all international German airports: Berlin-Schönefeld (EDDB), Berlin-Tegel (EDDT), Bremen (EDDW), Dresden (EDDC), Düsseldorf (EDDL), Erfurt/Weimar (EDDE), Frankfurt/Main (EDDF), Hamburg (EDDH), Hannover (EDDV), Köln/Bonn (EDDK), Leipzig/Halle (EDDP), München (EDDM), Münster/Osnabrück (EDDG), Nürnberg (EDDN), Saarbrücken (EDDR), Stuttgart (EDDS)