



# LIZ Bulletin

DFS Situation and Information Centre

## Week 13

25 MAR 2019 - 31 MAR 2019

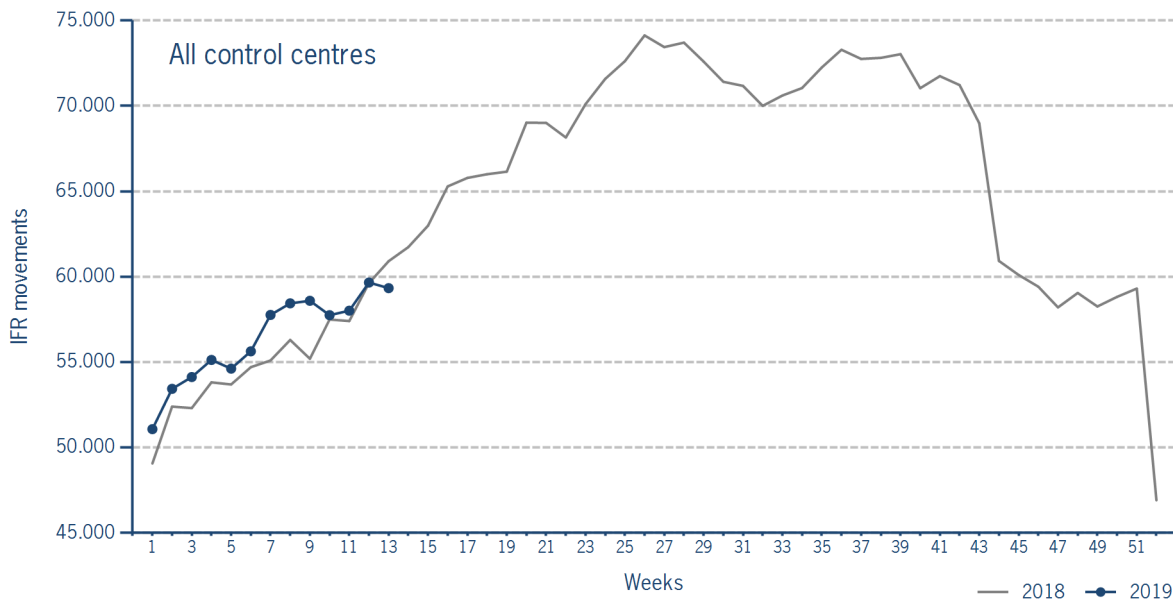
Version 03.04.2019

Please Note: Saarbrücken airport (EDDR) is closed from 10 March to 31 March 2019

### IFR flights in the Federal Republic of Germany

IFR movements (entries, exits, overflights and domestics) in all control sectors with a German designator.

	2019	2018	Trend
Week 13	59.326	60.905	-2,6%
Cumulated Weeks	733.473	717.911	2,2%

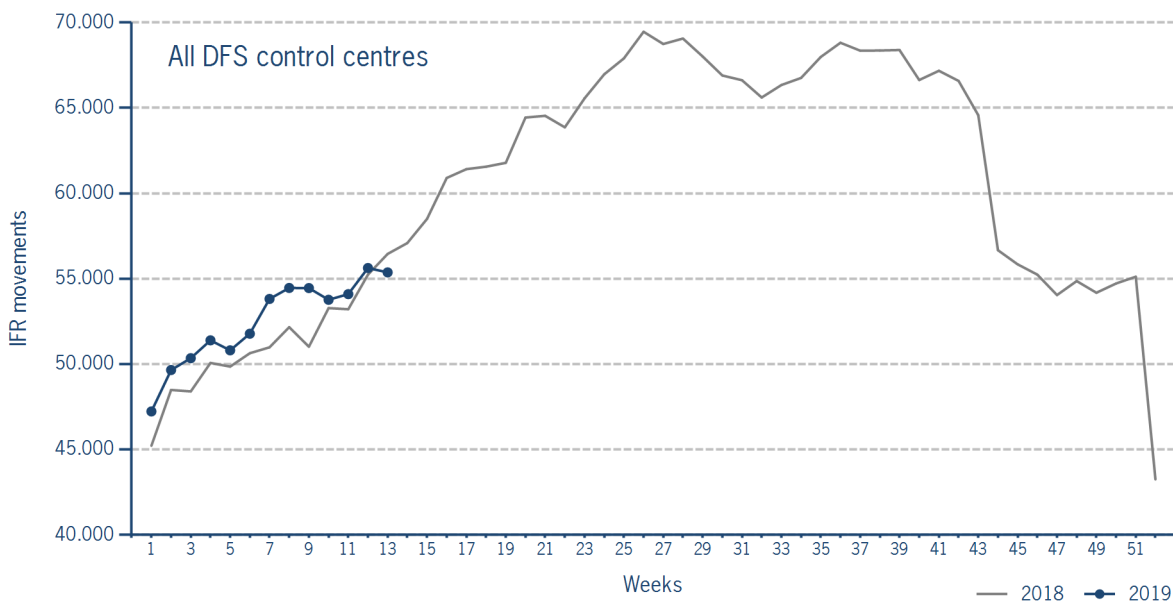


Please note: This count covers the traffic in the area build by all control sectors with a German designator („ED“), regardless of the service provider, including civil and military traffic in sectors controlled by DFS and Maastricht UAC (Maastricht-Hannover sectors). The area counted is composed of modular control sectors designed for ATC purposes with partly cross border structures and is therefore not identical to the political border of the Federal Republic of Germany or the national Flight Information Region (FIR).

## IFR flights controlled by DFS

IFR movements (entries, exits, overflights and domestics) in control sectors controlled by DFS.

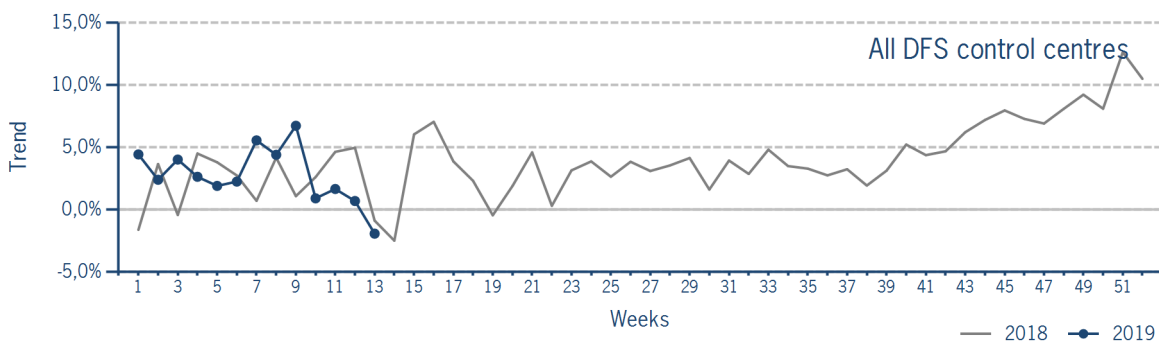
	2019	2018	Trend
<b>Week 13</b>	55.366	56.447	-1,9%
<b>Cumulated Weeks</b>	682.718	664.928	2,7%



Please note: This count covers the traffic in the area build by control sectors of DFS control centres, including civil and military traffic. Traffic in Maastricht UAC (Maastricht-Hannover sectors) is not counted.

## IFR flights controlled by DFS - trend

Trend in the number of IFR movements (entries, exits, overflights and domestics) in control sectors controlled by DFS.

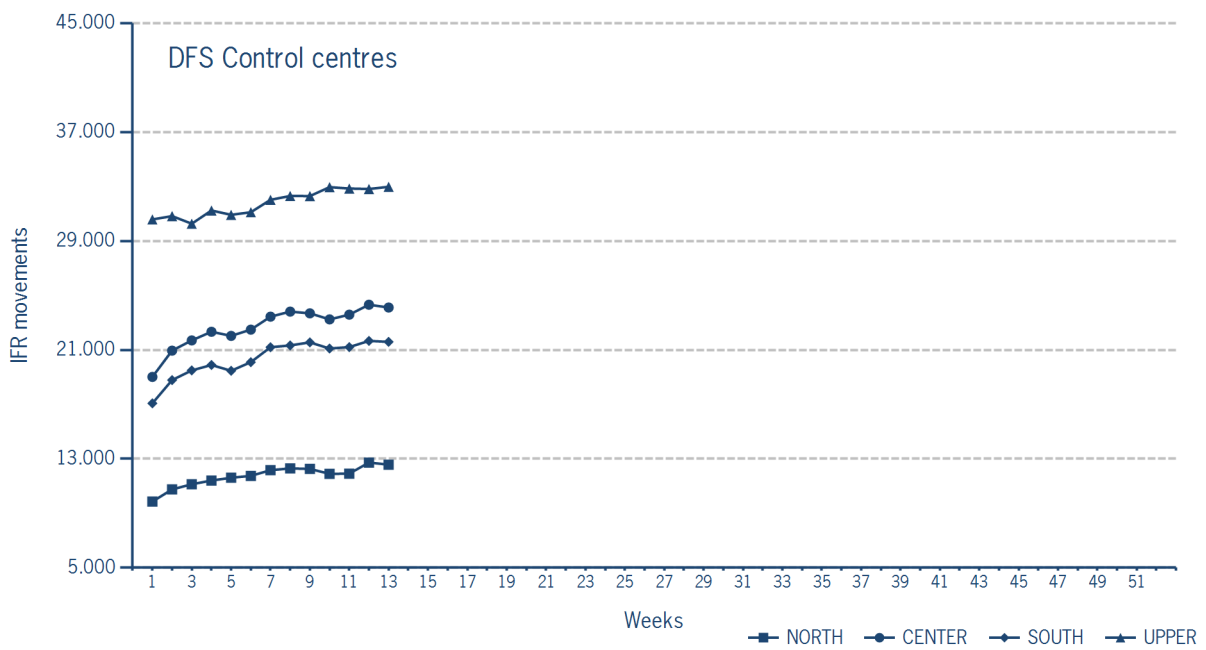


### IFR flights controlled by DFS - in detail

IFR movements (entries, exits, overflights and domestics) controlled by DFS at the different control centres.

	NORTH	CENTER	SOUTH	UPPER
<b>Week 13</b>	12.572	24.113	21.590	32.982
<b>Trend</b>	5,6%	-0,2%	2,8%	-7,0%
<b>Cumulated Weeks</b>	152.338	294.721	264.456	413.200
<b>Trend</b>	5,8%	2,1%	3,2%	1,4%

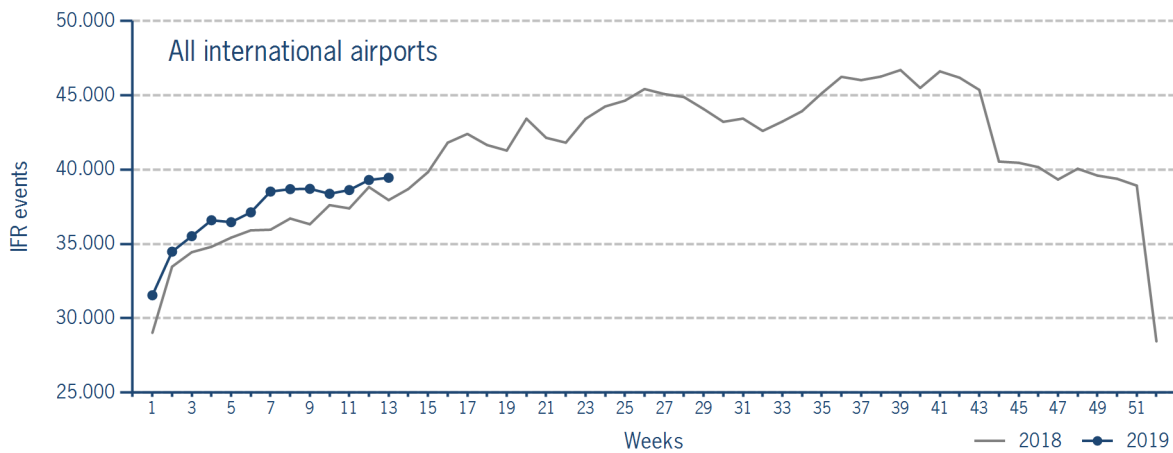
Please note: The trend numbers compare counts of the airspaces in their current configuration to the count of the same airspace in 2018.



### IFR flights at international German airports

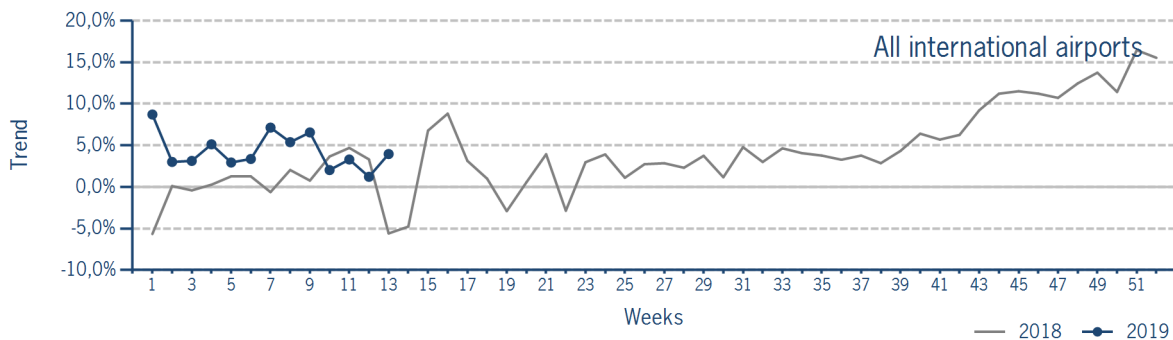
IFR events (take-offs and landings) at the international DFS towers in the Federal Republic of Germany.

	2019	2018	Trend
<b>Week 13</b>	39.455	37.951	4,0%
<b>Cumulated Weeks</b>	483.443	463.883	4,2%



### IFR flights at international German airports - trend

Trend in the number of IFR events (take-offs and landings) at the international DFS towers in the Federal Republic of Germany.



### IFR flights at international German airports - airport category

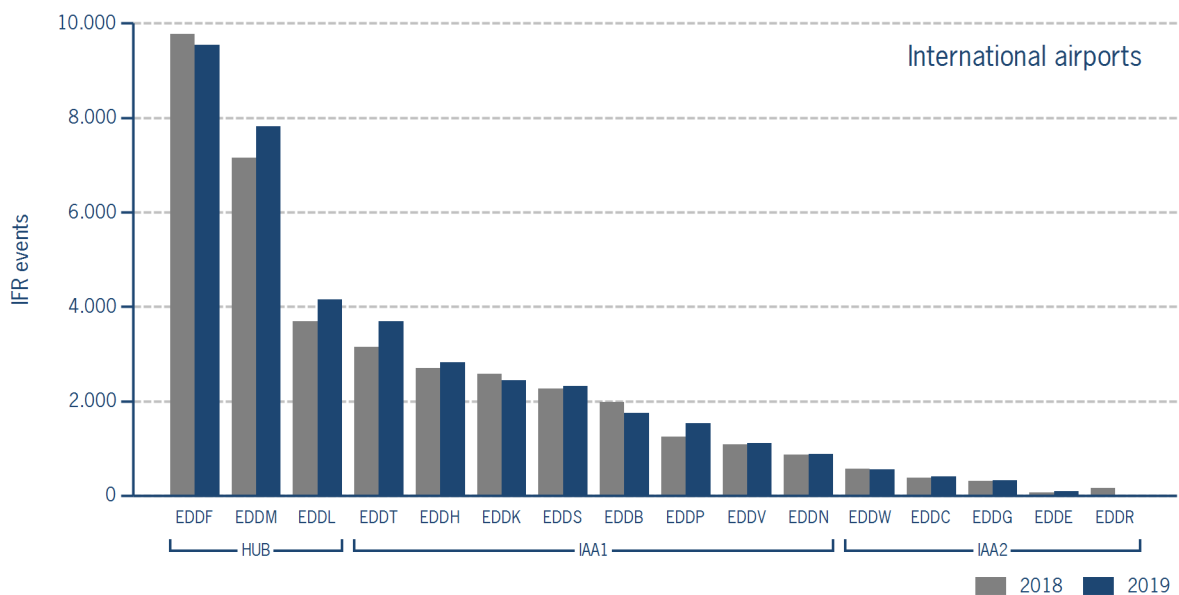
IFR events (take-offs and landings) at the international DFS towers in the Federal Republic of Germany differentiated by Hub Gateways (HUB), International Access Airports 1 (IAA1) and International Access Airports 2 (IAA2).

	HUB	IAA1	IAA2
<b>Week 13</b>	21.522	16.542	1.391
<b>Trend</b>	4,5%	4,2%	-5,8%
<b>Cumulated Weeks</b>	264.707	201.612	17.124
<b>Trend</b>	4,1%	5,0%	-2,9%

IFR flights at international German airports - in detail

IFR events (take-offs and landings) at the different international DFS towers in the Federal Republic of Germany.

		Week 13	Trend	Week 1 - 13	Trend
<b>HUB</b>					
EDDF	Frankfurt/Main	9.545	-2,3%	117.340	2,5%
EDDL	Düsseldorf	4.155	12,8%	51.320	10,2%
EDDM	München	7.822	9,4%	96.047	3,0%
<b>IAA1</b>					
EDDB	Berlin-Schönefeld	1.750	-11,6%	22.019	-4,5%
EDDH	Hamburg	2.823	4,3%	33.833	3,2%
EDDK	Köln/Bonn	2.440	-5,3%	29.984	-0,7%
EDDN	Nürnberg	876	0,6%	10.938	-3,8%
EDDP	Leipzig/Halle	1.526	23,0%	17.721	6,2%
EDDS	Stuttgart	2.324	2,5%	27.828	3,8%
EDDT	Berlin-Tegel	3.691	17,1%	46.086	21,8%
EDDV	Hannover	1.112	2,8%	13.203	-0,1%
<b>IAA2</b>					
EDDC	Dresden	401	6,9%	4.642	0,3%
EDDE	Erfurt/Weimar	93	40,9%	929	3,7%
EDDG	Münster/Osnabrück	327	7,6%	3.828	1,2%
EDDR	Saarbrücken	15	-90,9%	1.379	-25,5%
EDDW	Bremen	555	-2,1%	6.346	-2,0%



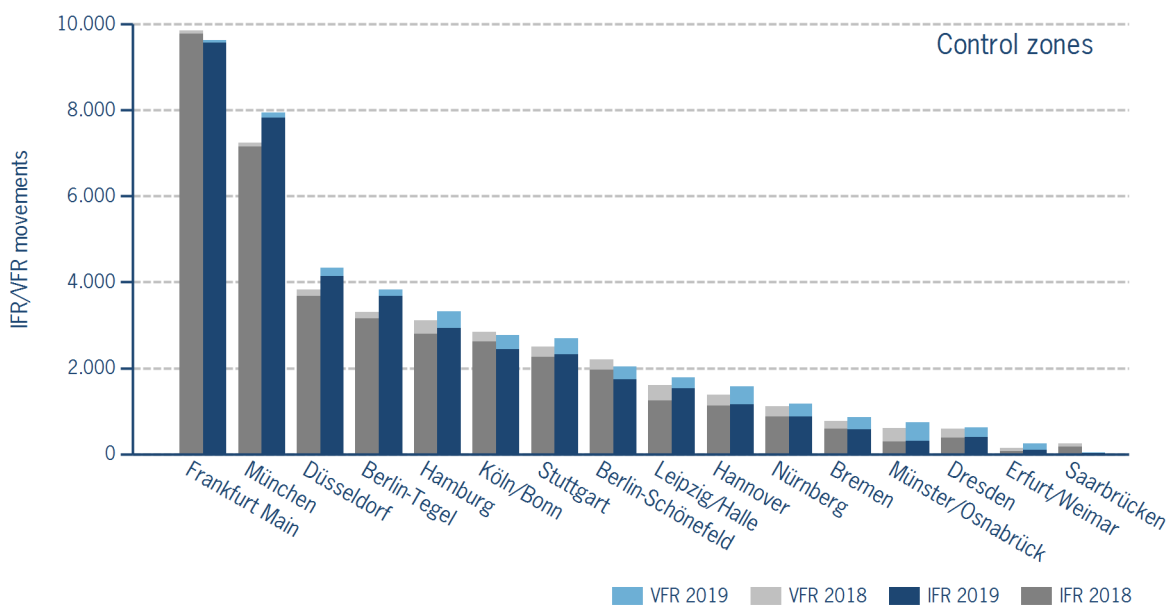
IFR/VFR flights in control zones of DFS towers

IFR/VFR movements (entries, exits, overflights and domestics) at the different control zones of international DFS towers.

	Week 13	Trend	Week 1 - 13	Trend
Berlin-Schönefeld	2.035	-7,5%	24.784	-0,9%
Berlin-Tegel	3.828	16,0%	47.738	20,2%
Bremen	855	11,0%	8.776	-3,6%
Dresden	626	6,6%	6.750	0,6%
Düsseldorf	4.339	13,6%	52.748	9,4%
Erfurt/Weimar	248	66,4%	2.166	2,8%
Frankfurt Main	9.634	-2,2%	118.522	2,7%
Hamburg	3.326	6,7%	38.530	2,9%
Hannover	1.582	14,6%	17.449	-0,4%
Köln/Bonn	2.775	-2,2%	32.835	-2,1%
Leipzig/Halle	1.783	11,2%	20.453	4,3%
München	7.950	9,7%	97.368	3,1%
Münster/Osnabrück	740	23,5%	7.157	-6,4%
Nürnberg	1.176	5,8%	13.678	-2,7%
Saarbrücken	31	-87,4%	2.136	-24,9%
Stuttgart	2.701	7,9%	30.950	3,7%

Additional information:

Münster reported 184 glider movements for the current week, i.e. 302 glider movements for the cumulated year.



### IFR flights at regional German airports - in detail

IFR events (take-offs and landings) at the different regional towers in the Federal Republic of Germany with control zone and barely any PPR.

	2019	2018	Trend
<b>Week 13</b>	2.961	2.870	3,2%
<b>Cumulated Weeks</b>	35.594	35.130	1,3%

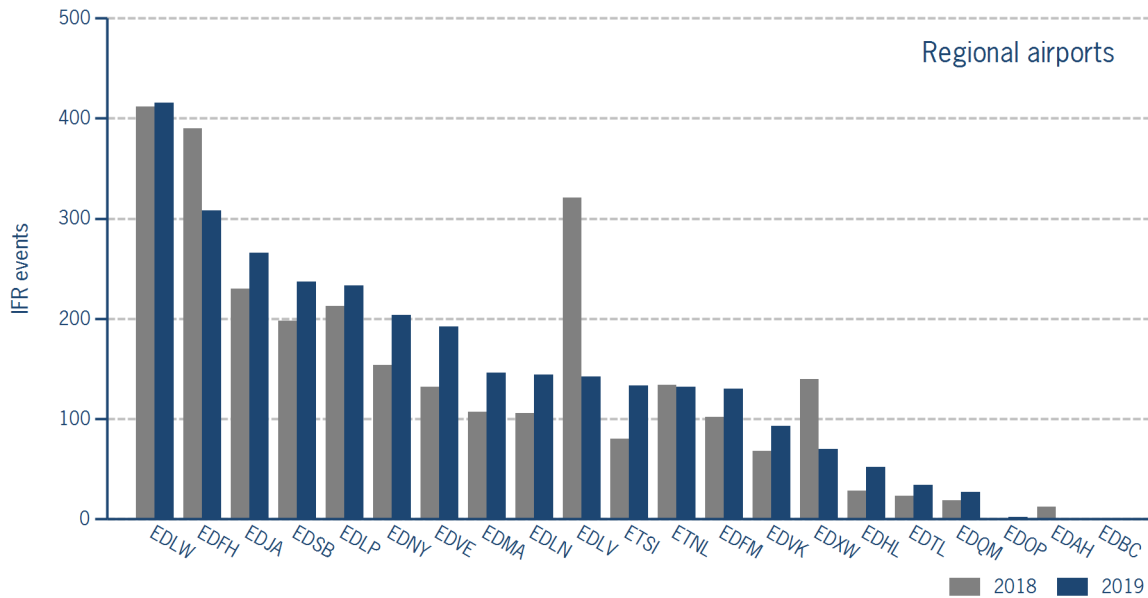
	Week 13	Trend	Week 1 - 13	Trend
EDAH Heringsdorf	0	-100,0%	102	22,9%
EDBC Magdeburg/Cochstedt	0	-100,0%	1	0,0%
EDFH Frankfurt-Hahn	308	-21,0%	4.190	-8,4%
EDFM Mannheim City	130	27,5%	1.554	1,5%
EDHL Lübeck-Blankensee	52	85,7%	594	67,8%
EDJA Memmingen	266	15,7%	3.303	14,8%
EDLN Mönchengladbach	144	35,8%	1.491	-2,0%
EDLP Paderborn/Lippstadt	233	9,4%	2.717	5,4%
EDLV Niederrhein	142	-55,8%	1.796	-22,7%
EDLW Dortmund	416	1,0%	5.367	9,0%
EDMA Augsburg	146	36,4%	1.472	-4,6%
EDNY Friedrichshafen	204	32,5%	2.424	11,3%
EDOP Schwerin-Parchim	2	N/A	22	-87,4%
EDQM Hof-Plauen	27	42,1%	337	17,8%
EDSB Karlsruhe/Baden-Baden	237	19,7%	2.475	-2,0%
EDTL Lahr	34	47,8%	357	6,9%
EDVE Braunschweig-Wolfsburg	192	45,5%	2.235	-1,0%
EDVK Kassel-Calden	93	36,8%	906	-7,6%
EDXW Sylt	70	-50,0%	766	-3,3%
ETNL Laage	132	-1,5%	2.084	6,2%
ETSI Ingolstadt/Manching	133	66,3%	1.401	5,6%

\*The value is of limited conclusiveness (OLC).

Please note: The airport Magdeburg-Cochstedt (EDBC) is currently closed.

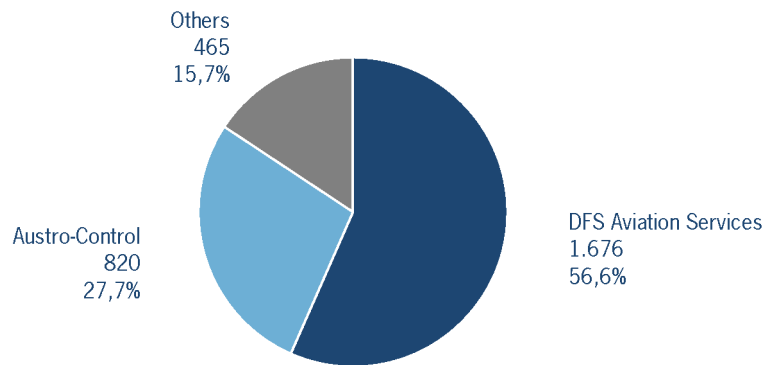
### IFR flights at regional German airports - in detail

IFR events (take-offs and landings) at the different regional towers in the Federal Republic of Germany with control zone and barely any PPR.



### IFR flights at regional German airports - air traffic service providers

Percentage of IFR events (take-offs and landings) at the regional towers in the Federal Republic of Germany differentiated between DFS Aviation Services, Austro Control and other providers.



- DFS Aviation Services: Dortmund (EDLW), Friedrichshafen (EDNY), Karlsruhe/Baden-Baden (EDSB), Lahr (EDTL), Magdeburg/Cochstedt (EDBC), Memmingen (EDJA), Mönchengladbach (EDLN), Niederrhein (EDLV), Paderborn/Lippstadt (EDLP)
- Austro Control: Augsburg (EDMA), Braunschweig-Wolfsburg (EDVE), Frankfurt-Hahn (EDFH), Heringsdorf (EDAH), Hof-Plauen (EDQM), Kassel-Calden (EDVK), Lübeck-Blankensee (EDHL), Schwerin-Parchim (EDOP)
- Others: Ingolstadt/Manching (ETSI), Laage (ETNL), Mannheim City (EDFM), Sylt (EDXW)



## ATFM Arrival Delay

(Data Source: NM statistics, DFS LIZ)

ATFM Arrival Delay with reference to the relevant airport, in minutes per IFR arrival.

*ATFM Arrival Delay:*  
*sum of all arrival ATFM delay divided by the sum of all inbound flights for the particular traffic volume*

Airports		ATC Delay [min/arrival]	non ATC Delay [min/arrival]	
	All Airports	1,0371	0,0998	
EDDF	Frankfurt/Main	4,2927	0,3021	
EDDL	Düsseldorf	0	0,1156	
EDDM	München	0	0,0532	
EDDT	Berlin-Tegel	0	0,0439	

Please note: The ATFM delay data are provided by NM statistics. Due to internal distribution of the ATFM delay, data are modified by CC/FC and TWR/M. The inbound flight information is based on LIZ statistics.

All Airports means all international German airports: Berlin-Schönefeld (EDDB), Berlin-Tegel (EDDT), Bremen (EDDW), Dresden (EDDC), Düsseldorf (EDDL), Erfurt/Weimar (EDDE), Frankfurt/Main (EDDF), Hamburg (EDDH), Hannover (EDDV), Köln/Bonn (EDDK), Leipzig/Halle (EDDP), München (EDDM), Münster/Osnabrück (EDDG), Nürnberg (EDDN), Saarbrücken (EDDR), Stuttgart (EDDS)