



LIZ Bulletin

DFS Situation and Information Centre

Week 10

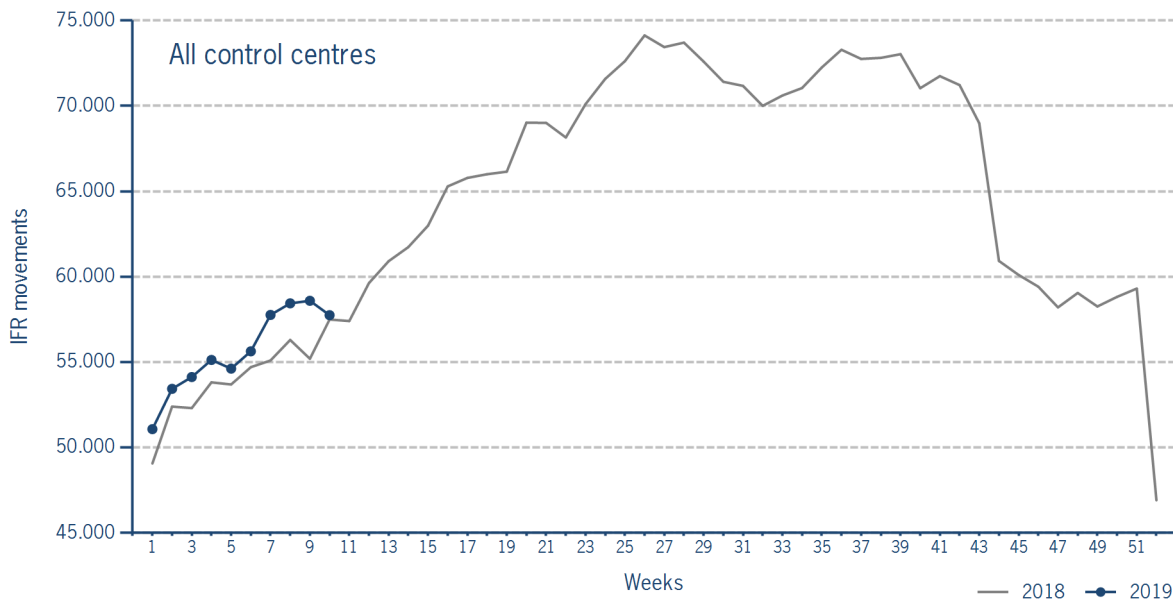
4 MAR 2019 - 10 MAR 2019

Version 14.03.2019

IFR flights in the Federal Republic of Germany

IFR movements (entries, exits, overflights and domestics) in all control sectors with a German designator.

	2019	2018	Trend
Week 10	57.743	57.489	0,4%
Cumulated Weeks	556.488	539.986	3,1%

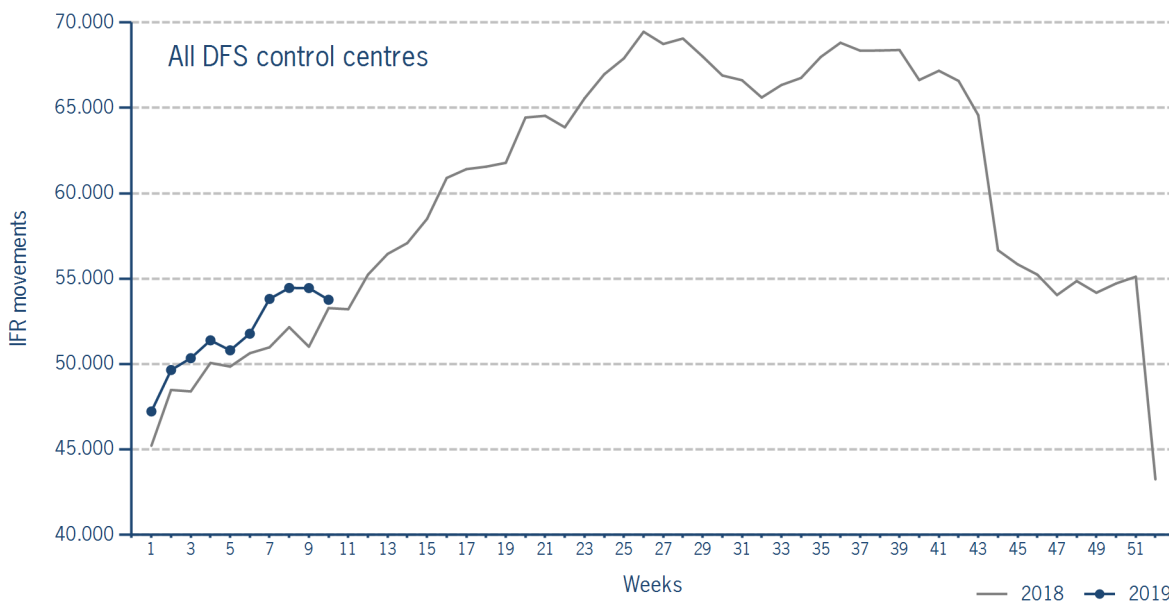


Please note: This count covers the traffic in the area build by all control sectors with a German designator („ED“), regardless of the service provider, including civil and military traffic in sectors controlled by DFS and Maastricht UAC (Maastricht-Hannover sectors). The area counted is composed of modular control sectors designed for ATC purposes with partly cross border structures and is therefore not identical to the political border of the Federal Republic of Germany or the national Flight Information Region (FIR).

IFR flights controlled by DFS

IFR movements (entries, exits, overflights and domestics) in control sectors controlled by DFS.

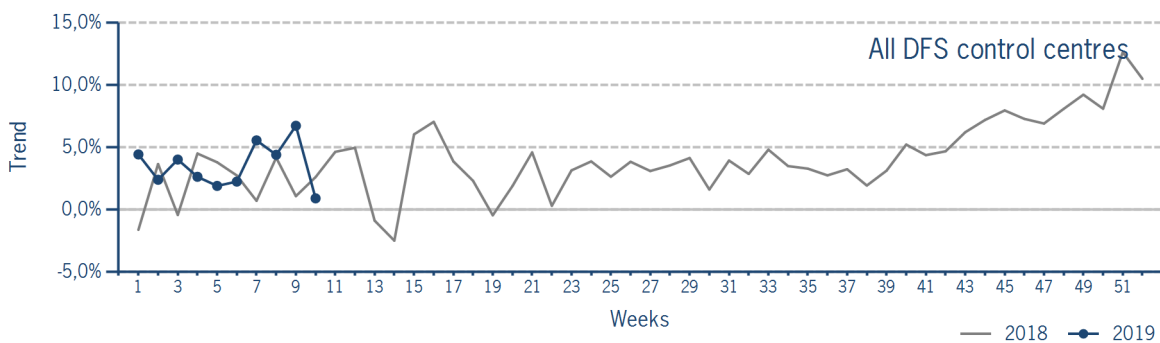
	2019	2018	Trend
Week 10	53.761	53.273	0,9%
Cumulated Weeks	517.637	500.041	3,5%



Please note: This count covers the traffic in the area build by control sectors of DFS control centres, including civil and military traffic. Traffic in Maastricht UAC (Maastricht-Hannover sectors) is not counted.

IFR flights controlled by DFS - trend

Trend in the number of IFR movements (entries, exits, overflights and domestics) in control sectors controlled by DFS.

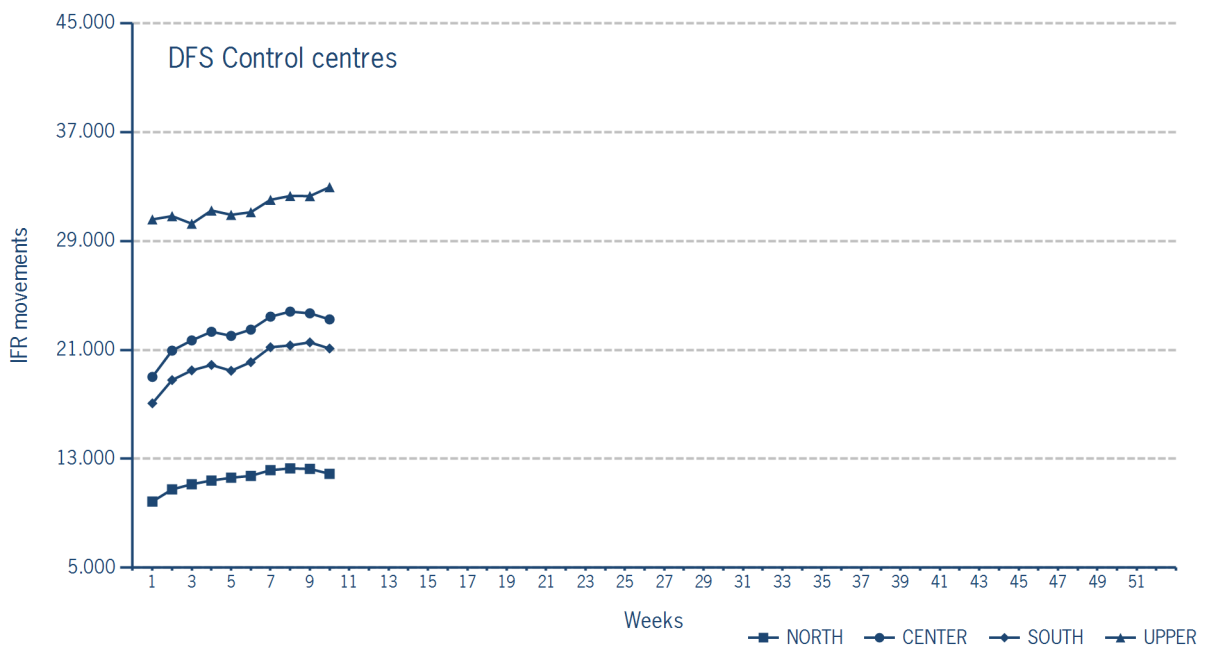


IFR flights controlled by DFS - in detail

IFR movements (entries, exits, overflights and domestics) controlled by DFS at the different control centres.

	NORTH	CENTER	SOUTH	UPPER
Week 10	11.897	23.241	21.102	32.957
Trend	0,5%	-0,9%	1,8%	2,7%
Cumulated Weeks	115.129	222.699	199.999	314.546
Trend	6,6%	2,7%	3,4%	2,5%

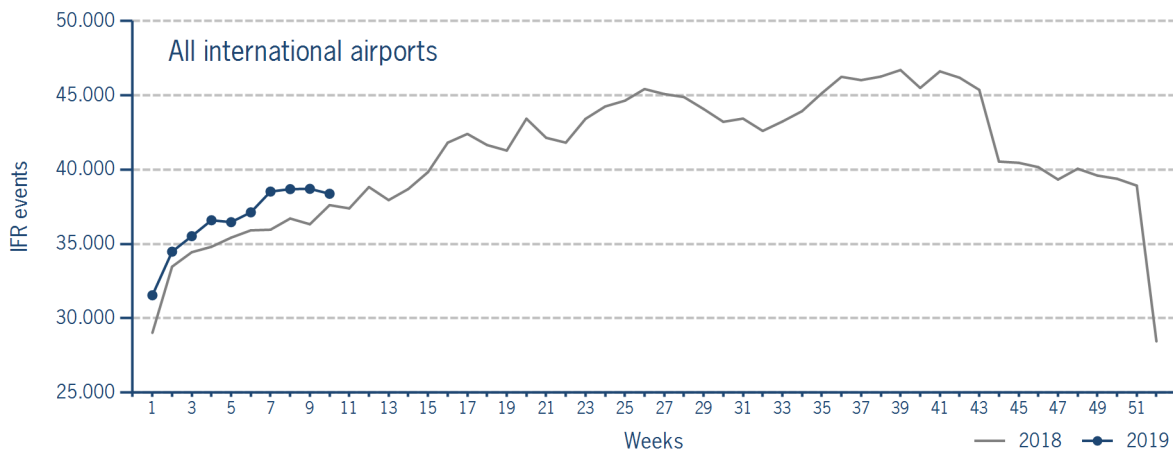
Please note: The trend numbers compare counts of the airspaces in their current configuration to the count of the same airspace in 2018.



IFR flights at international German airports

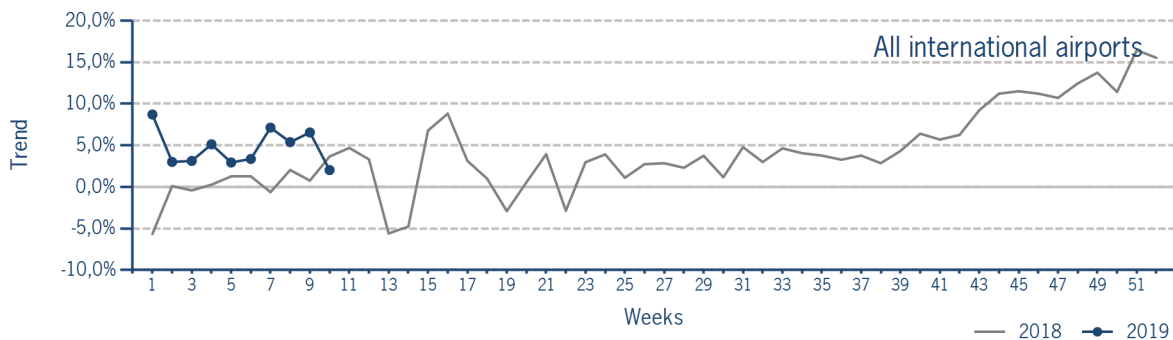
IFR events (take-offs and landings) at the international DFS towers in the Federal Republic of Germany.

	2019	2018	Trend
Week 10	38.379	37.614	2,0%
Cumulated Weeks	366.053	349.708	4,7%



IFR flights at international German airports - trend

Trend in the number of IFR events (take-offs and landings) at the international DFS towers in the Federal Republic of Germany.



IFR flights at international German airports - airport category

IFR events (take-offs and landings) at the international DFS towers in the Federal Republic of Germany differentiated by Hub Gateways (HUB), International Access Airports 1 (IAA1) and International Access Airports 2 (IAA2).

	HUB	IAA1	IAA2
Week 10	21.137	15.950	1.292
Trend	3,1%	2,0%	-11,9%
Cumulated Weeks	200.281	152.571	13.201
Trend	4,1%	5,7%	1,1%

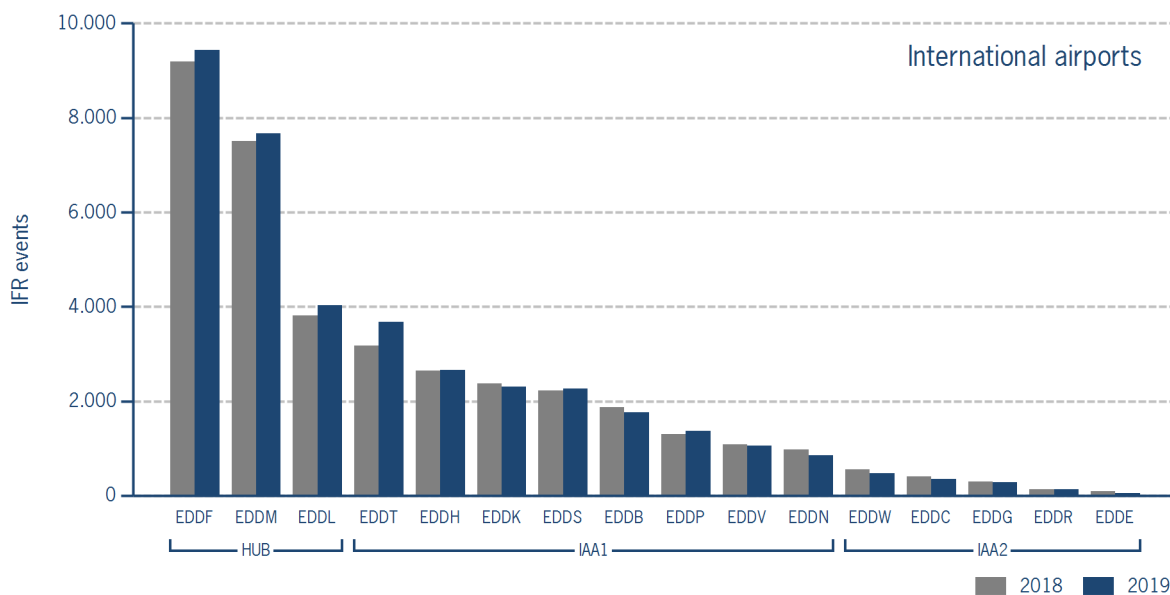
IFR flights at international German airports - in detail

IFR events (take-offs and landings) at the different international DFS towers in the Federal Republic of Germany.

		Week 10	Trend	Week 1 - 10	Trend
HUB					
EDDF	Frankfurt/Main	9.437	2,7%	88.756	2,9%
EDDL	Düsseldorf	4.028	5,7%	38.859	10,7%
EDDM	München	7.672	2,2%	72.666	2,4%

IAA1					
EDDB	Berlin-Schönefeld	1.764	-5,6%	16.785	-3,2%
EDDH	Hamburg	2.665	0,9%	25.450	3,2%
EDDK	Köln/Bonn	2.302	-3,1%	22.688	0,0%
EDDN	Nürnberg	859	-11,6%	8.356	-3,1%
EDDP	Leipzig/Halle	1.375	5,9%	13.317	4,4%
EDDS	Stuttgart	2.260	1,6%	20.900	4,4%
EDDT	Berlin-Tegel	3.672	15,6%	35.132	24,1%
EDDV	Hannover	1.053	-3,0%	9.943	0,6%

IAA2					
EDDC	Dresden	349	-12,8%	3.498	1,3%
EDDE	Erfurt/Weimar	51	-40,7%	697	4,8%
EDDG	Münster/Osnabrück	288	-1,4%	2.894	3,0%
EDDR	Saarbrücken	133	1,5%	1.364	-0,8%
EDDW	Bremen	471	-15,6%	4.748	-0,1%



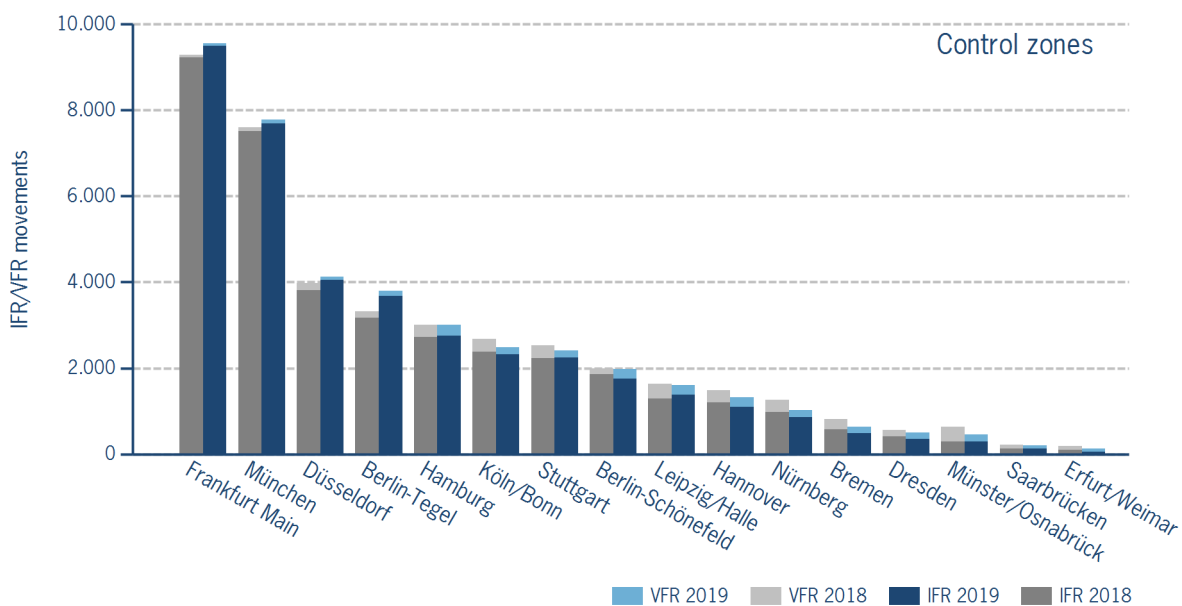
IFR/VFR flights in control zones of DFS towers

IFR/VFR movements (entries, exits, overflights and domestics) at the different control zones of international DFS towers.

	Week 10	Trend	Week 1 - 10	Trend
Berlin-Schönefeld	1.985	-0,4%	18.785	-0,2%
Berlin-Tegel	3.802	14,3%	36.359	22,1%
Bremen	634	-22,4%	6.451	-4,6%
Dresden	497	-10,1%	4.955	-0,5%
Düsseldorf	4.121	3,7%	39.869	9,7%
Erfurt/Weimar	125	-35,6%	1.566	0,2%
Frankfurt Main	9.564	3,0%	89.621	3,1%
Hamburg	3.013	0,0%	28.887	2,8%
Hannover	1.314	-11,9%	13.024	-0,7%
Köln/Bonn	2.487	-7,2%	24.688	-2,2%
Leipzig/Halle	1.601	-1,7%	15.275	3,1%
München	7.784	2,3%	73.611	2,4%
Münster/Osnabrück	456	-28,4%	5.196	-9,6%
Nürnberg	1.027	-18,6%	10.244	-3,5%
Saarbrücken	200	-6,5%	2.104	0,7%
Stuttgart	2.416	-4,6%	23.028	3,4%

Additional information:

Münster reported no glider movements for the current week, i.e. no glider movements for the cumulated year.



IFR flights at regional German airports - in detail

IFR events (take-offs and landings) at the different regional towers in the Federal Republic of Germany with control zone and barely any PPR.

	2019	2018	Trend
Week 10	2.478	2.840	-12,7%
Cumulated Weeks	26.807	26.370	1,7%

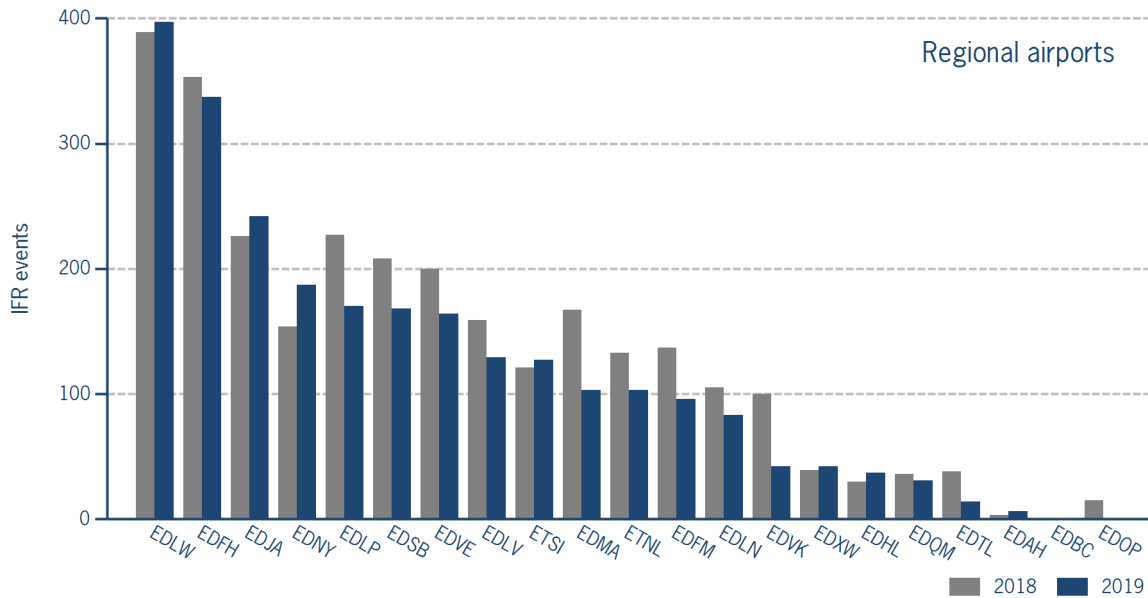
	Week 10	Trend	Week 1 - 10	Trend
EDAH Heringsdorf	6	100,0%	102	78,9%
EDBC Magdeburg/Cochstedt	0	N/A	1	OLC*
EDFH Frankfurt-Hahn	337	-4,5%	3.201	-7,0%
EDFM Mannheim City	96	-29,9%	1.122	-0,1%
EDHL Lübeck-Blankensee	37	23,3%	449	66,9%
EDJA Memmingen	242	7,1%	2.524	13,9%
EDLN Mönchengladbach	83	-21,0%	1.106	-4,6%
EDLP Paderborn/Lippstadt	170	-25,1%	2.031	4,5%
EDLV Niederrhein	129	-18,9%	1.365	-17,7%
EDLW Dortmund	397	2,1%	4.103	11,0%
EDMA Augsburg	103	-38,3%	1.011	-10,7%
EDNY Friedrichshafen	187	21,4%	1.835	8,8%
EDOP Schwerin-Parchim	0	-100,0%	19	-88,3%
EDQM Hof-Plauen	31	-13,9%	256	16,4%
EDSB Karlsruhe/Baden-Baden	168	-19,2%	1.833	-2,3%
EDTL Lahr	14	-63,2%	254	-4,9%
EDVE Braunschweig-Wolfsburg	164	-18,0%	1.667	-4,0%
EDVK Kassel-Calden	42	-58,0%	639	-9,4%
EDXW Sylt	42	7,7%	597	16,6%
ETNL Laage	103	-22,6%	1.656	9,3%
ETSI Ingolstadt/Manching	127	5,0%	1.036	4,4%

*The value is of limited conclusiveness (OLC).

Please note: The airport Magdeburg-Cochstedt (EDBC) is currently closed.

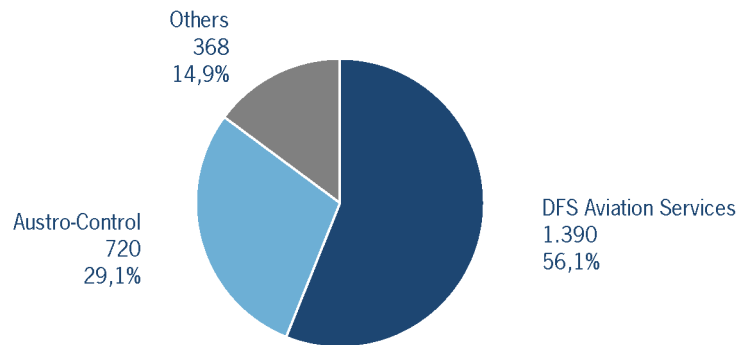
IFR flights at regional German airports - in detail

IFR events (take-offs and landings) at the different regional towers in the Federal Republic of Germany with control zone and barely any PPR.



IFR flights at regional German airports - air traffic service providers

Percentage of IFR events (take-offs and landings) at the regional towers in the Federal Republic of Germany differentiated between DFS Aviation Services, Austro Control and other providers.



- DFS Aviation Services: Dortmund (EDLW), Friedrichshafen (EDNY), Karlsruhe/Baden-Baden (EDSB), Lahr (EDTL), Magdeburg/Cochstedt (EDBC), Memmingen (EDJA), Mönchengladbach (EDLN), Niederrhein (EDLV), Paderborn/Lippstadt (EDLP)
- Austro Control: Augsburg (EDMA), Braunschweig-Wolfsburg (EDVE), Frankfurt-Hahn (EDFH), Heringsdorf (EDAH), Hof-Plauen (EDQM), Kassel-Calden (EDVK), Lübeck-Blankensee (EDHL), Schwerin-Parchim (EDOP)
- Others: Ingolstadt/Manching (ETSI), Laage (ETNL), Mannheim City (EDFM), Sylt (EDXW)

ATFM Arrival Delay

(Data Source: NM statistics, DFS LIZ)

ATFM Arrival Delay with reference to the relevant airport, in minutes per IFR arrival.

ATFM Arrival Delay:

sum of all arrival ATFM delay divided by the sum of all inbound flights for the particular traffic volume

Airports		ATC Delay [min/arrival]	non ATC Delay [min/arrival]	
	All Airports	0,0797	0,4411	
EDDF	Frankfurt/Main	0	1,6022	
EDDS	Stuttgart	1,3480	0	
EDDP	Leipzig/Halle	0	0,3479	
EDDL	Düsseldorf	0	0,2433	
EDDH	Hamburg	0	0,1268	

Please note: The ATFM delay data are provided by NM statistics. Due to internal distribution of the ATFM delay, data are modified by CC/FC and TWR/M. The inbound flight information is based on LIZ statistics.

All Airports means all international German airports: Berlin-Schönefeld (EDDB), Berlin-Tegel (EDDT), Bremen (EDDW), Dresden (EDDC), Düsseldorf (EDDL), Erfurt/Weimar (EDDE), Frankfurt/Main (EDDF), Hamburg (EDDH), Hannover (EDDV), Köln/Bonn (EDDK), Leipzig/Halle (EDDP), München (EDDM), Münster/Osnabrück (EDDG), Nürnberg (EDDN), Saarbrücken (EDDR), Stuttgart (EDDS)