



LIZ Bulletin

DFS Situation and Information Centre

Week 7

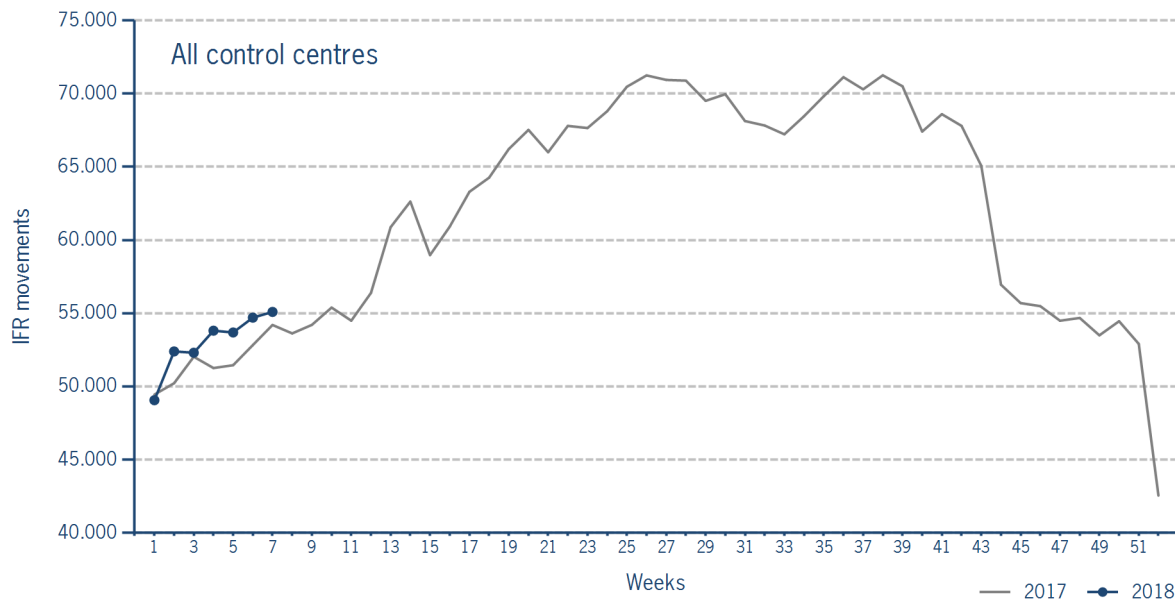
12 FEB 2018 - 18 FEB 2018

Version 21.02.2018

IFR flights in the Federal Republic of Germany

IFR movements (entries, exits, overflights and domestics) in all control sectors with a German designator.

	2018	2017	Trend
Week 7	55.089	54.196	1,6%
Cumulated Weeks	371.017	361.393	2,7%

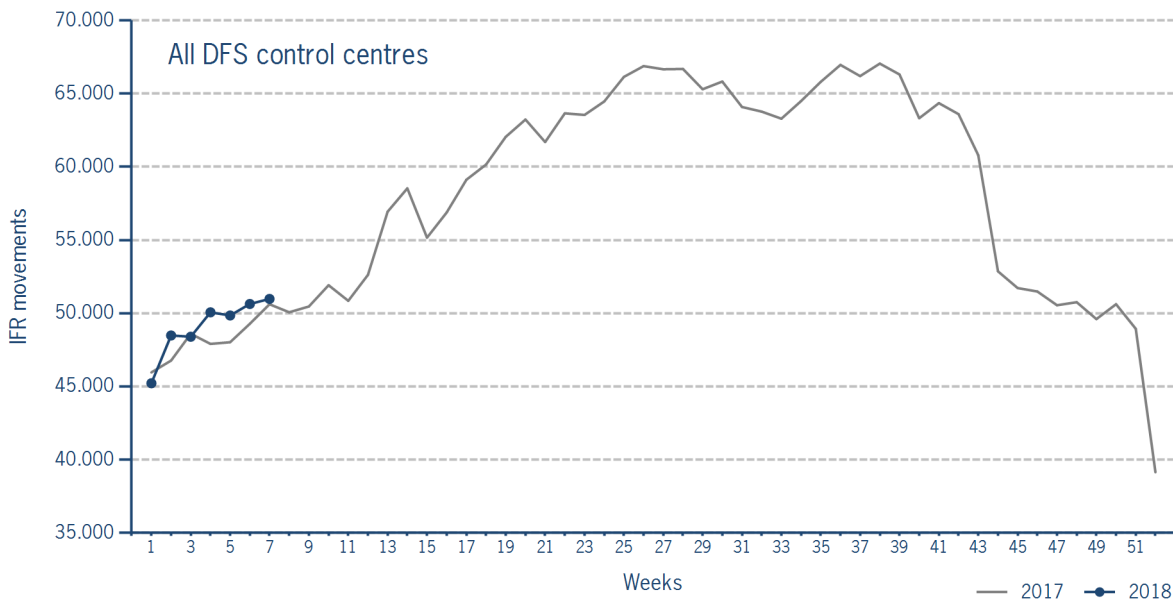


Please note: This count covers the traffic in the area build by all control sectors with a German designator („ED“), regardless of the service provider, including civil and military traffic in sectors controlled by DFS and Maastricht UAC (Maastricht-Hannover sectors). The area counted is composed of modular control sectors designed for ATC purposes with partly cross border structures and is therefore not identical to the political border of the Federal Republic of Germany or the national Flight Information Region (FIR).

IFR flights controlled by DFS

IFR movements (entries, exits, overflights and domestics) in control sectors controlled by DFS.

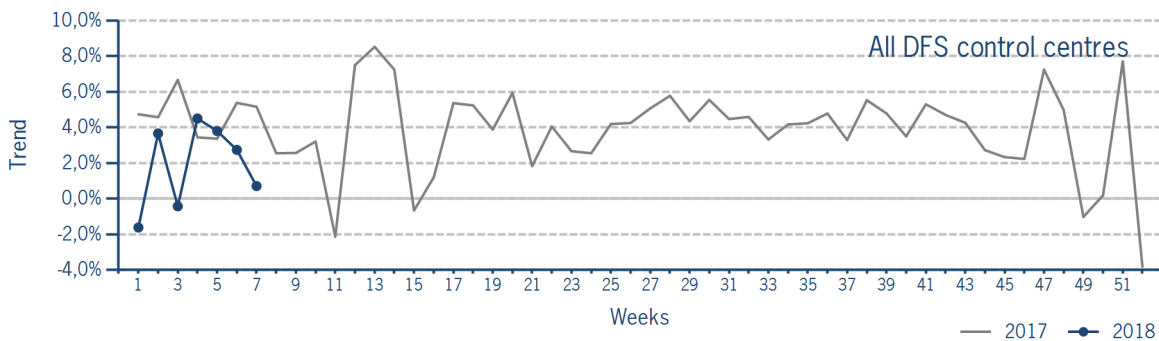
	2018	2017	Trend
Week 7	50.976	50.612	0,7%
Cumulated Weeks	343.600	337.121	1,9%



Please note: This count covers the traffic in the area build by control sectors of DFS control centres, including civil and military traffic. Traffic in Maastricht UAC (Maastricht-Hannover sectors) is not counted.

IFR flights controlled by DFS - trend

Trend in the number of IFR movements (entries, exits, overflights and domestics) in control sectors controlled by DFS.

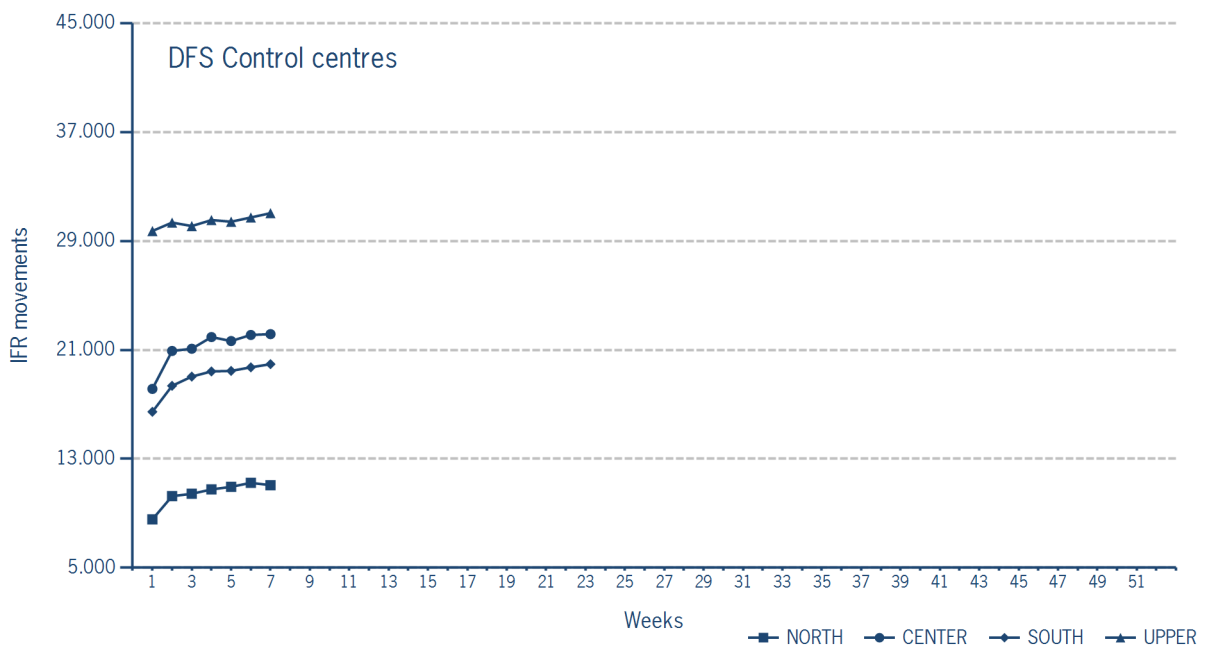


IFR flights controlled by DFS - in detail

IFR movements (entries, exits, overflights and domestics) controlled by DFS at the different control centres.

	NORTH	CENTER	SOUTH	UPPER
Week 7	11.066	22.159	19.954	31.044
Trend	-5,6%	1,5%	0,3%	2,1%
Cumulated Weeks	73.237	147.999	132.408	212.909
Trend	-5,6%	2,9%	2,7%	3,2%

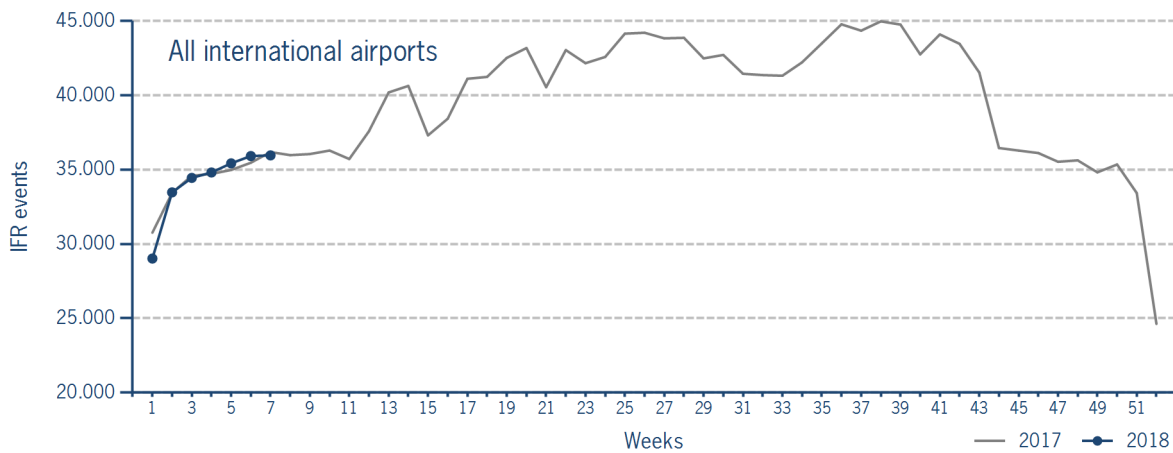
Please note: The trend numbers compare counts of the airspaces in their current configuration to the count of the same airspace in 2017.



IFR flights at international German airports

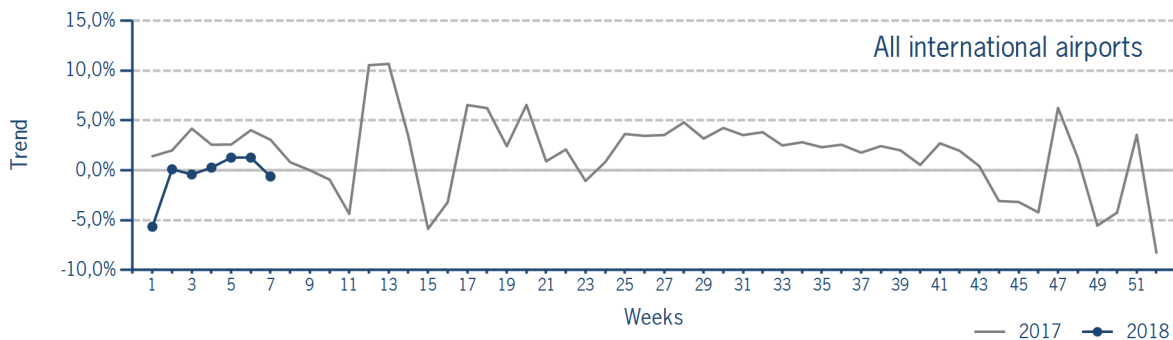
IFR events (take-offs and landings) at the international DFS towers in the Federal Republic of Germany.

	2018	2017	Trend
Week 7	35.961	36.184	-0,6%
Cumulated Weeks	239.055	240.129	-0,4%



IFR flights at international German airports - trend

Trend in the number of IFR events (take-offs and landings) at the international DFS towers in the Federal Republic of Germany.



IFR flights at international German airports - airport category

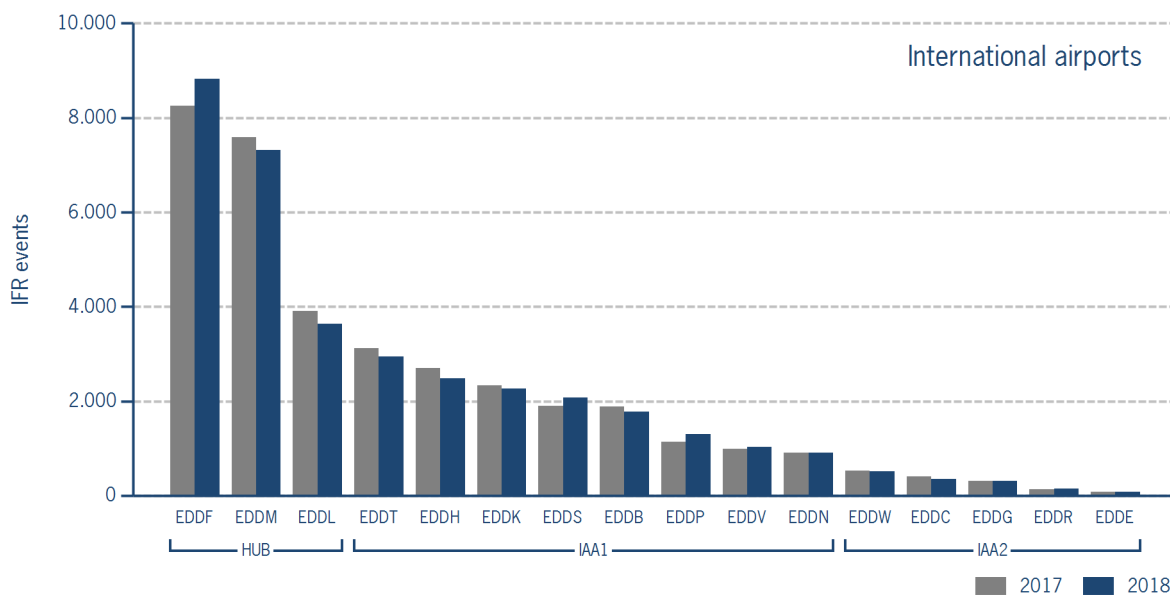
IFR events (take-offs and landings) at the international DFS towers in the Federal Republic of Germany differentiated by Hub Gateways (HUB), International Access Airports 1 (IAA1) and International Access Airports 2 (IAA2).

	HUB	IAA1	IAA2
Week 7	19.770	14.781	1.410
Trend	0,1%	-1,4%	-2,4%
Cumulated Weeks	132.105	98.165	8.785
Trend	1,6%	-2,6%	-5,6%

IFR flights at international German airports - in detail

IFR events (take-offs and landings) at the different international DFS towers in the Federal Republic of Germany.

		Week 7	Trend	Week 1 - 7	Trend
HUB					
EDDF	Frankfurt/Main	8.825	6,9%	59.276	7,5%
EDDL	Düsseldorf	3.634	-7,0%	23.976	-8,4%
EDDM	München	7.311	-3,7%	48.853	0,3%
IAA1					
EDDB	Berlin-Schönefeld	1.776	-5,8%	11.876	-5,3%
EDDH	Hamburg	2.482	-8,0%	16.857	-7,1%
EDDK	Köln/Bonn	2.267	-2,8%	15.645	-0,8%
EDDN	Nürnberg	902	-1,1%	5.797	-0,8%
EDDP	Leipzig/Halle	1.306	15,0%	8.833	15,2%
EDDS	Stuttgart	2.076	9,1%	13.454	7,4%
EDDT	Berlin-Tegel	2.948	-5,7%	19.058	-12,1%
EDDV	Hannover	1.024	3,1%	6.645	0,3%
IAA2					
EDDC	Dresden	353	-13,1%	2.316	-14,1%
EDDE	Erfurt/Weimar	85	16,4%	427	-5,3%
EDDG	Münster/Osnabrück	313	2,3%	1.909	4,0%
EDDR	Saarbrücken	147	7,3%	969	2,8%
EDDW	Bremen	512	-2,1%	3.164	-6,4%



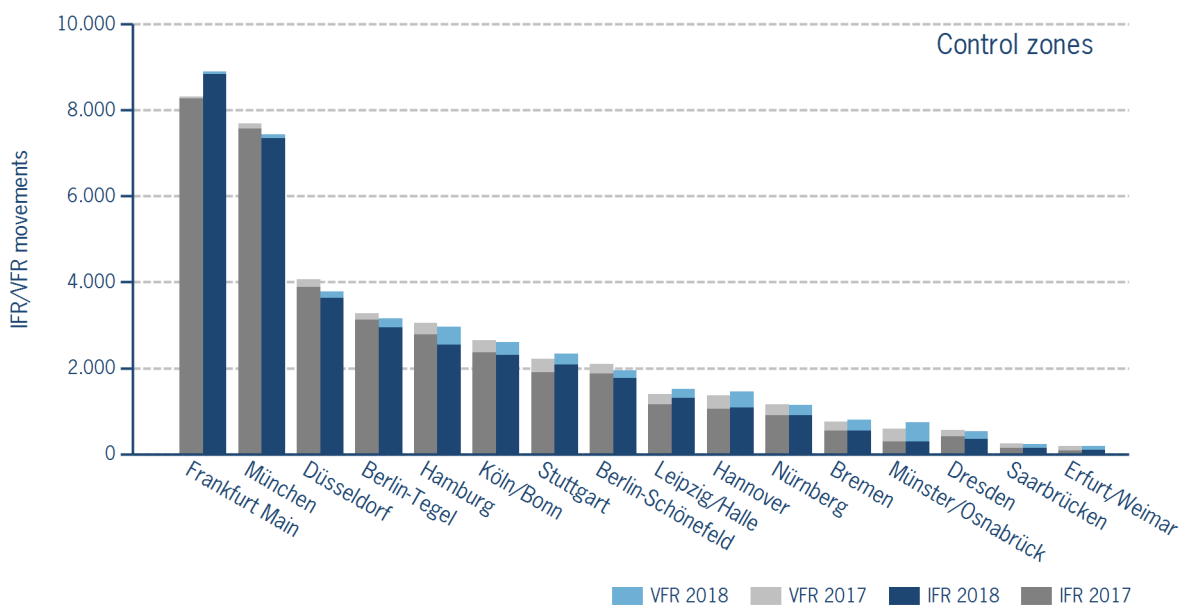
IFR/VFR flights in control zones of DFS towers

IFR/VFR movements (entries, exits, overflights and domestics) at the different control zones of international DFS towers.

	Week 7	Trend	Week 1 - 7	Trend
Berlin-Schönefeld	1.944	-7,4%	12.867	-6,7%
Berlin-Tegel	3.155	-3,5%	19.982	-10,6%
Bremen	795	5,3%	4.410	-4,4%
Dresden	533	-4,5%	3.300	-6,4%
Düsseldorf	3.783	-6,9%	24.764	-8,2%
Erfurt/Weimar	194	7,2%	959	4,4%
Frankfurt Main	8.899	7,0%	59.738	7,5%
Hamburg	2.965	-3,0%	18.991	-6,5%
Hannover	1.453	6,1%	8.678	3,6%
Köln/Bonn	2.601	-1,8%	17.244	-0,7%
Leipzig/Halle	1.516	8,1%	9.977	14,9%
München	7.435	-3,3%	49.477	0,4%
Münster/Osnabrück	737	24,5%	3.806	15,4%
Nürnberg	1.137	-1,6%	6.991	-2,5%
Saarbrücken	235	-5,2%	1.403	-6,5%
Stuttgart	2.329	4,8%	14.868	5,2%

Additional information:

Münster reported no glider movements for the current week, i.e. no glider movements for the cumulated year.



IFR flights at regional German airports - in detail

IFR events (take-offs and landings) at the different regional towers in the Federal Republic of Germany with control zone and barely any PPR.

	2018	2017	Trend
Week 7	2.738	2.885	-5,1%
Cumulated Weeks	17.871	16.767	6,6%

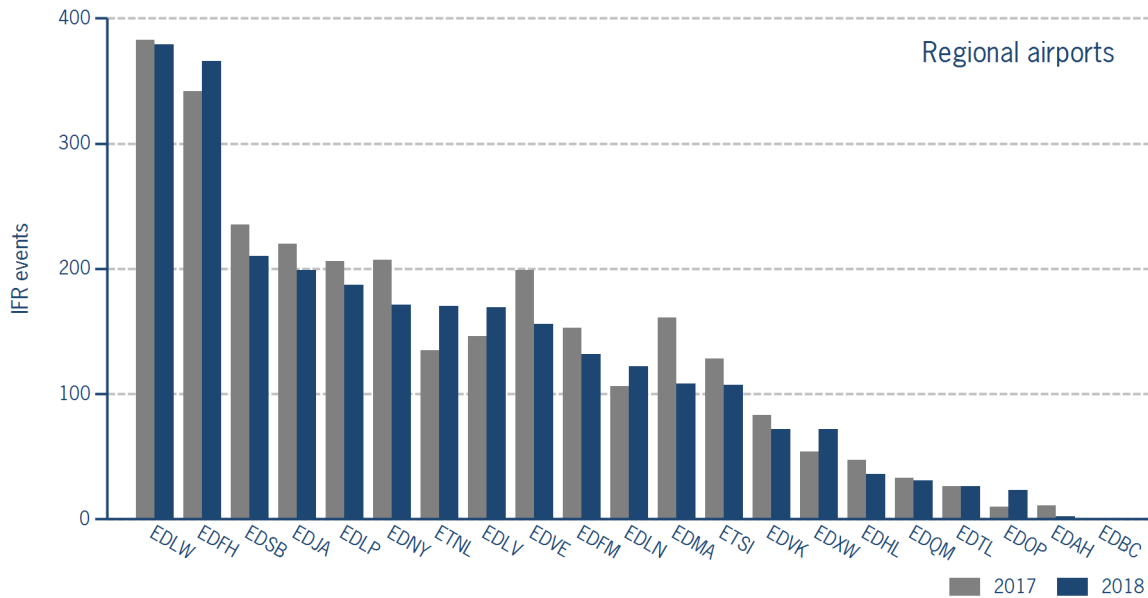
	Week 7	Trend	Week 1 - 7	Trend
EDAH Heringsdorf	2	-81,8%	42	31,3%
EDBC Magdeburg/Cochstedt	0	N/A	0	OLC*
EDFH Frankfurt-Hahn	366	7,0%	2.349	1,7%
EDFM Mannheim City	132	-13,7%	764	-2,4%
EDHL Lübeck-Blankensee	36	-23,4%	179	5,9%
EDJA Memmingen	199	-9,5%	1.521	23,7%
EDLN Mönchengladbach	122	15,1%	832	31,0%
EDLP Paderborn/Lippstadt	187	-9,2%	1.276	8,0%
EDLV Niederrhein	169	15,8%	1.180	16,7%
EDLW Dortmund	379	-1,0%	2.547	12,3%
EDMA Augsburg	108	-32,9%	711	-1,8%
EDNY Friedrichshafen	171	-17,4%	1.169	-4,0%
EDOP Schwerin-Parchim	23	130,0%	91	93,6%
EDQM Hof-Plauen	31	-6,1%	125	-18,3%
EDSB Karlsruhe/Baden-Baden	210	-10,6%	1.289	-10,1%
EDTL Lahr	26	0,0%	179	10,5%
EDVE Braunschweig-Wolfsburg	156	-21,6%	1.118	-6,4%
EDVK Kassel-Calden	72	-13,3%	462	15,8%
EDXW Sylt	72	33,3%	368	2,8%
ETNL Laage	170	25,9%	1.014	19,2%
ETSI Ingolstadt/Manching	107	-16,4%	655	7,9%

*The value is of limited conclusiveness (OLC).

Please note: The airport Magdeburg-Cochstedt (EDBC) is currently closed.

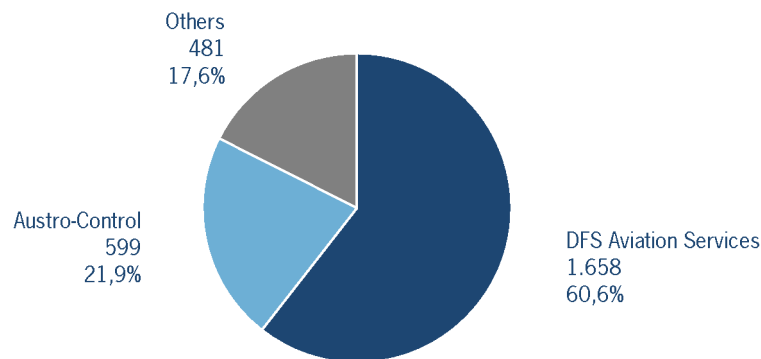
IFR flights at regional German airports - in detail

IFR events (take-offs and landings) at the different regional towers in the Federal Republic of Germany with control zone and barely any PPR.



IFR flights at regional German airports - air traffic service providers

Percentage of IFR events (take-offs and landings) at the regional towers in the Federal Republic of Germany differentiated between DFS Aviation Services, Austro Control and other providers.



DFS Aviation Services: Dortmund (EDLW), Frankfurt-Hahn (EDFH), Karlsruhe/Baden-Baden (EDSB), Lahr (EDTL), Magdeburg/Cochstedt (EDBC), Memmingen (EDJA), Mönchengladbach (EDLN), Niederrhein (EDLV), Paderborn/Lippstadt (EDLP)

Austro Control: Augsburg (EDMA), Braunschweig-Wolfsburg (EDVE), Friedrichshafen (EDNY), Heringsdorf (EDAH), Hof-Plauen (EDQM), Kassel-Calden (EDVK), Lübeck-Blankensee (EDHL), Schwerin-Parchim (EDOP)

Others: Ingolstadt/Manching (ETSI), Laage (ETNL), Mannheim City (EDFM), Sylt (EDXW)








ATFM Arrival Delay

(Data Source: NM statistics, DFS LIZ)

ATFM Arrival Delay with reference to the relevant airport, in minutes per IFR arrival.

ATFM Arrival Delay:

sum of all arrival ATFM delay divided by the sum of all inbound flights for the particular traffic volume

Airports		ATC Delay [min/arrival]	non ATC Delay [min/arrival]	
	All Airports	0,0067	0,5361	
EDDH	Hamburg	0	3,3799	
EDDF	Frankfurt/Main	0	0,9805	
EDDM	München	0	0,2469	
EDDL	Düsseldorf	0,0661	0,0997	
EDDW	Bremen	0	0,1094	
EDDK	Köln/Bonn	0	0,0106	

Please note: The ATFM delay data are provided by NM statistics. Due to internal distribution of the ATFM delay, data are modified by CC/FC and TWR/M. The inbound flight information is based on LIZ statistics.

All Airports means all international German airports: Berlin-Schönefeld (EDDB), Berlin-Tegel (EDDT), Bremen (EDDW), Dresden (EDDC), Düsseldorf (EDDL), Erfurt/Weimar (EDDE), Frankfurt/Main (EDDF), Hamburg (EDDH), Hannover (EDDV), Köln/Bonn (EDDK), Leipzig/Halle (EDDP), München (EDDM), Münster/Osnabrück (EDDG), Nürnberg (EDDN), Saarbrücken (EDDR), Stuttgart (EDDS)