



LIZ Bulletin

DFS Situation and Information Centre

Week 5

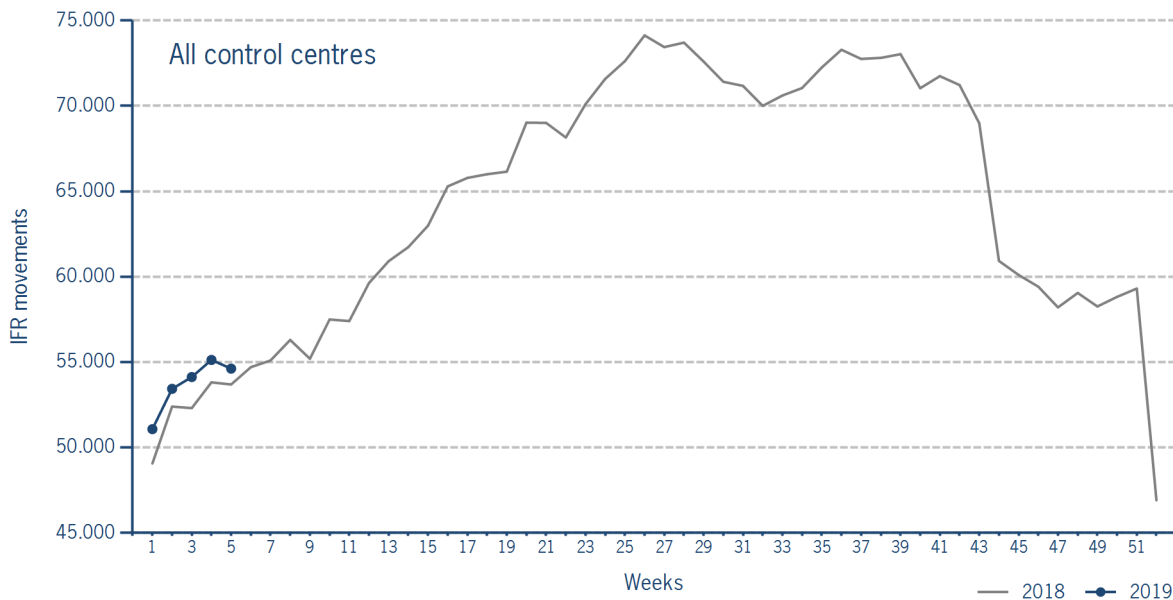
28 JAN 2019 - 3 FEB 2019

Version 05.02.2019

IFR flights in the Federal Republic of Germany

IFR movements (entries, exits, overflights and domestics) in all control sectors with a German designator.

	2019	2018	Trend
Week 5	54.610	53.684	1,7%
Cumulated Weeks	268.342	261.232	2,7%

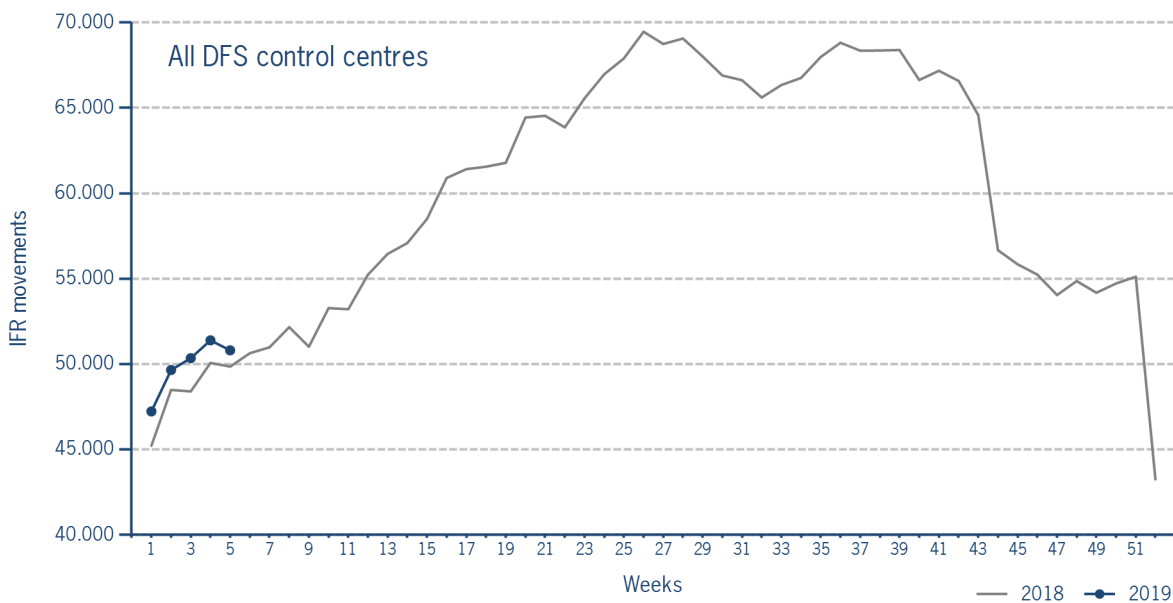


Please note: This count covers the traffic in the area build by all control sectors with a German designator („ED“), regardless of the service provider, including civil and military traffic in sectors controlled by DFS and Maastricht UAC (Maastricht-Hannover sectors). The area counted is composed of modular control sectors designed for ATC purposes with partly cross border structures and is therefore not identical to the political border of the Federal Republic of Germany or the national Flight Information Region (FIR).

IFR flights controlled by DFS

IFR movements (entries, exits, overflights and domestics) in control sectors controlled by DFS.

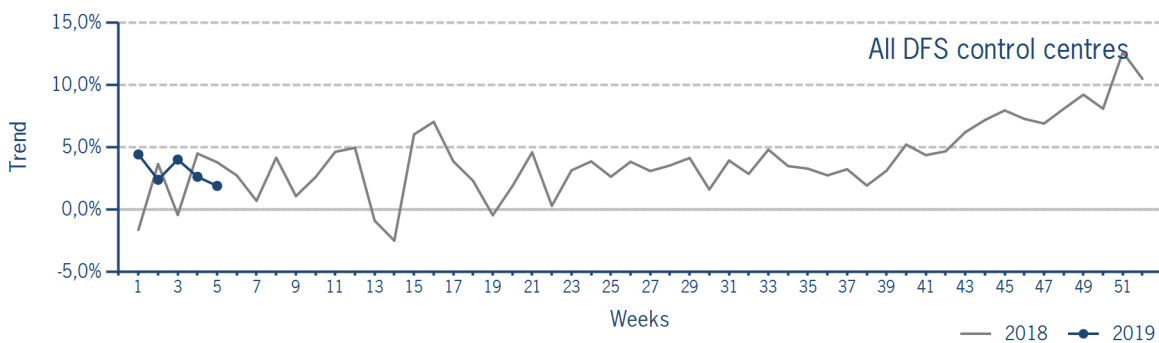
	2019	2018	Trend
Week 5	50.800	49.846	1,9%
Cumulated Weeks	249.390	241.993	3,1%



Please note: This count covers the traffic in the area build by control sectors of DFS control centres, including civil and military traffic. Traffic in Maastricht UAC (Maastricht-Hannover sectors) is not counted.

IFR flights controlled by DFS - trend

Trend in the number of IFR movements (entries, exits, overflights and domestics) in control sectors controlled by DFS.

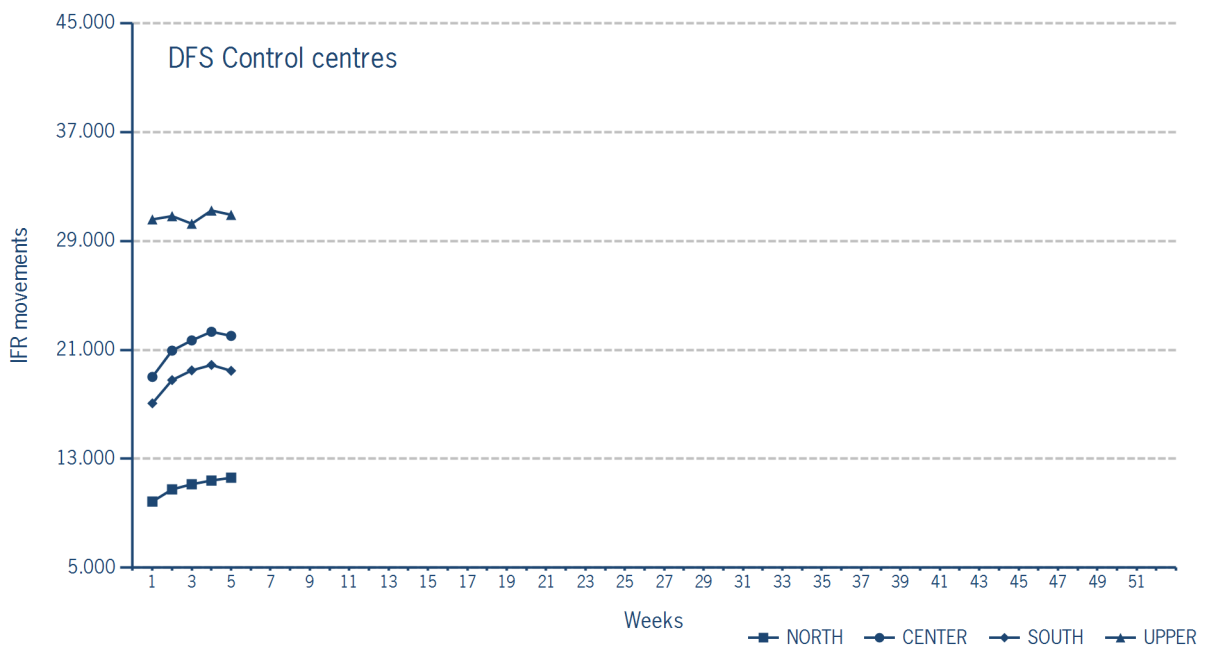


IFR flights controlled by DFS - in detail

IFR movements (entries, exits, overflights and domestics) controlled by DFS at the different control centres.

	NORTH	CENTER	SOUTH	UPPER
Week 5	11.609	22.030	19.467	30.921
Trend	6,1%	1,7%	0,0%	1,7%
Cumulated Weeks	54.761	106.027	94.716	153.842
Trend	7,5%	2,2%	2,1%	1,8%

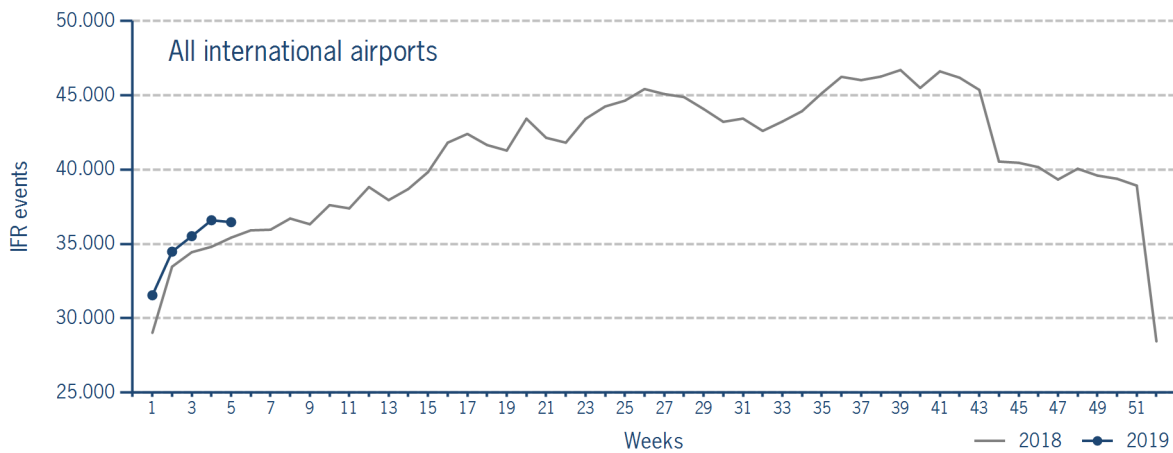
Please note: The trend numbers compare counts of the airspaces in their current configuration to the count of the same airspace in 2018.



IFR flights at international German airports

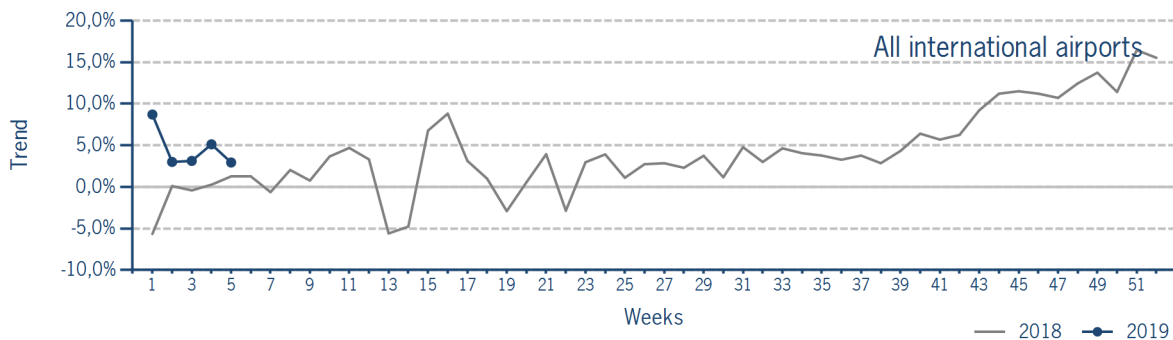
IFR events (take-offs and landings) at the international DFS towers in the Federal Republic of Germany.

	2019	2018	Trend
Week 5	36.468	35.425	2,9%
Cumulated Weeks	174.620	167.176	4,5%



IFR flights at international German airports - trend

Trend in the number of IFR events (take-offs and landings) at the international DFS towers in the Federal Republic of Germany.



IFR flights at international German airports - airport category

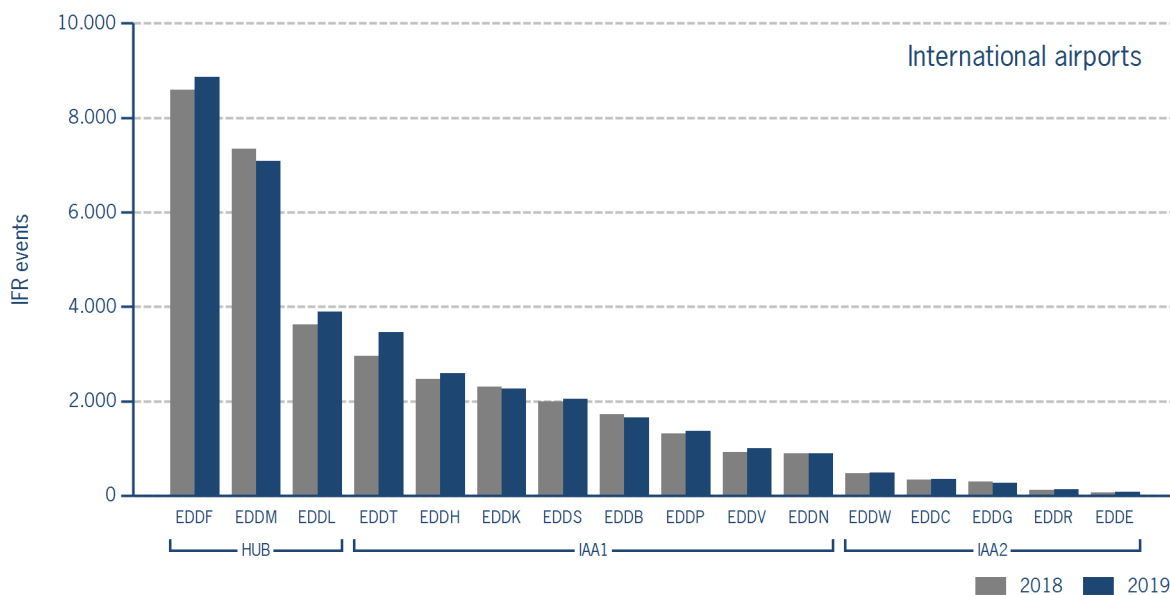
IFR events (take-offs and landings) at the international DFS towers in the Federal Republic of Germany differentiated by Hub Gateways (HUB), International Access Airports 1 (IAA1) and International Access Airports 2 (IAA2).

	HUB	IAA1	IAA2
Week 5	19.845	15.293	1.330
Trend	1,5%	4,9%	2,7%
Cumulated Weeks	95.651	72.709	6.260
Trend	3,2%	6,1%	4,5%

IFR flights at international German airports - in detail

IFR events (take-offs and landings) at the different international DFS towers in the Federal Republic of Germany.

		Week 5	Trend	Week 1 - 5	Trend
HUB					
EDDF	Frankfurt/Main	8.862	3,1%	42.235	1,2%
EDDL	Düsseldorf	3.901	7,8%	18.786	12,6%
EDDM	München	7.082	-3,5%	34.630	1,0%
IAA1					
EDDB	Berlin-Schönefeld	1.650	-4,2%	8.001	-3,7%
EDDH	Hamburg	2.588	5,1%	12.233	2,8%
EDDK	Köln/Bonn	2.271	-1,4%	10.940	-1,3%
EDDN	Nürnberg	888	-1,2%	4.029	-0,6%
EDDP	Leipzig/Halle	1.373	4,3%	6.341	2,3%
EDDS	Stuttgart	2.051	3,0%	9.714	4,6%
EDDT	Berlin-Tegel	3.464	17,0%	16.782	28,3%
EDDV	Hannover	1.008	9,4%	4.669	1,6%
IAA2					
EDDC	Dresden	354	3,2%	1.695	5,1%
EDDE	Erfurt/Weimar	85	30,8%	337	23,9%
EDDG	Münster/Osnabrück	266	-9,5%	1.321	3,4%
EDDR	Saarbrücken	139	11,2%	641	-3,8%
EDDW	Bremen	486	3,8%	2.266	4,9%



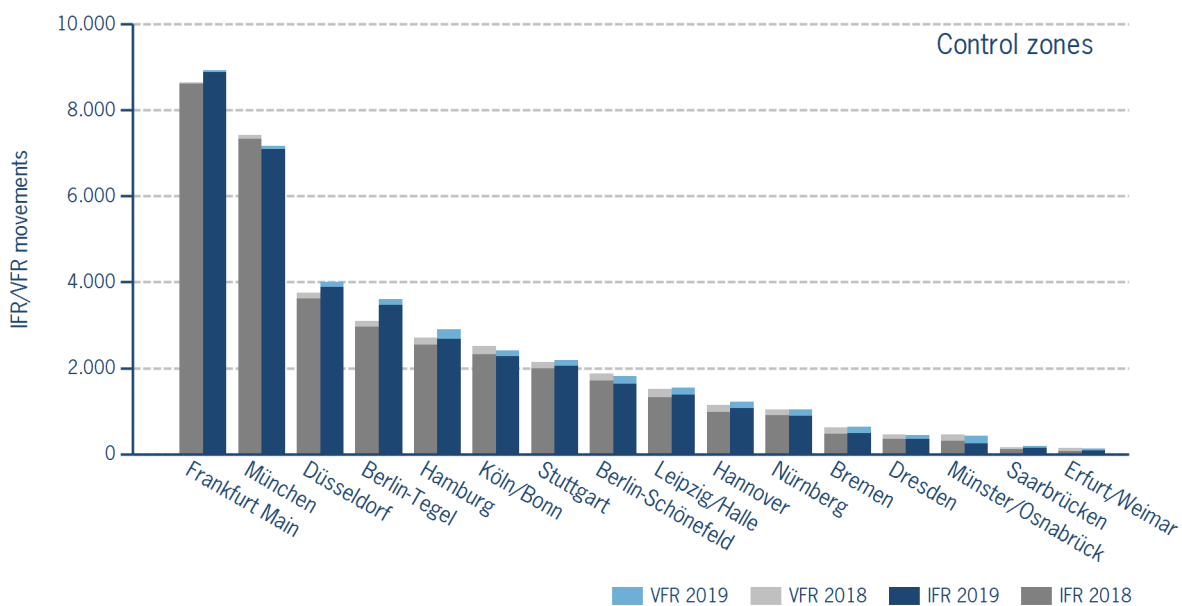
IFR/VFR flights in control zones of DFS towers

IFR/VFR movements (entries, exits, overflights and domestics) at the different control zones of international DFS towers.

	Week 5	Trend	Week 1 - 5	Trend
Berlin-Schönefeld	1.816	-2,9%	8.715	-2,5%
Berlin-Tegel	3.597	15,9%	17.269	26,4%
Bremen	636	1,9%	2.969	2,6%
Dresden	446	-3,5%	2.232	1,2%
Düsseldorf	4.001	6,7%	19.220	11,6%
Erfurt/Weimar	134	-10,7%	646	2,7%
Frankfurt Main	8.934	3,3%	42.583	1,3%
Hamburg	2.901	6,9%	13.648	3,9%
Hannover	1.222	7,4%	5.899	0,7%
Köln/Bonn	2.417	-3,8%	11.656	-4,0%
Leipzig/Halle	1.539	1,9%	7.074	1,9%
München	7.170	-3,5%	35.020	0,9%
Münster/Osnabrück	424	-6,0%	2.130	-9,2%
Nürnberg	1.037	0,5%	4.589	-4,0%
Saarbrücken	189	15,2%	943	3,7%
Stuttgart	2.182	1,7%	10.380	1,2%

Additional information:

Münster reported no glider movements for the current week, i.e. no glider movements for the cumulated year.



IFR flights at regional German airports - in detail

IFR events (take-offs and landings) at the different regional towers in the Federal Republic of Germany with control zone and barely any PPR.

	2019	2018	Trend
Week 5	2.763	2.659	3,9%
Cumulated Weeks	12.472	12.256	1,8%

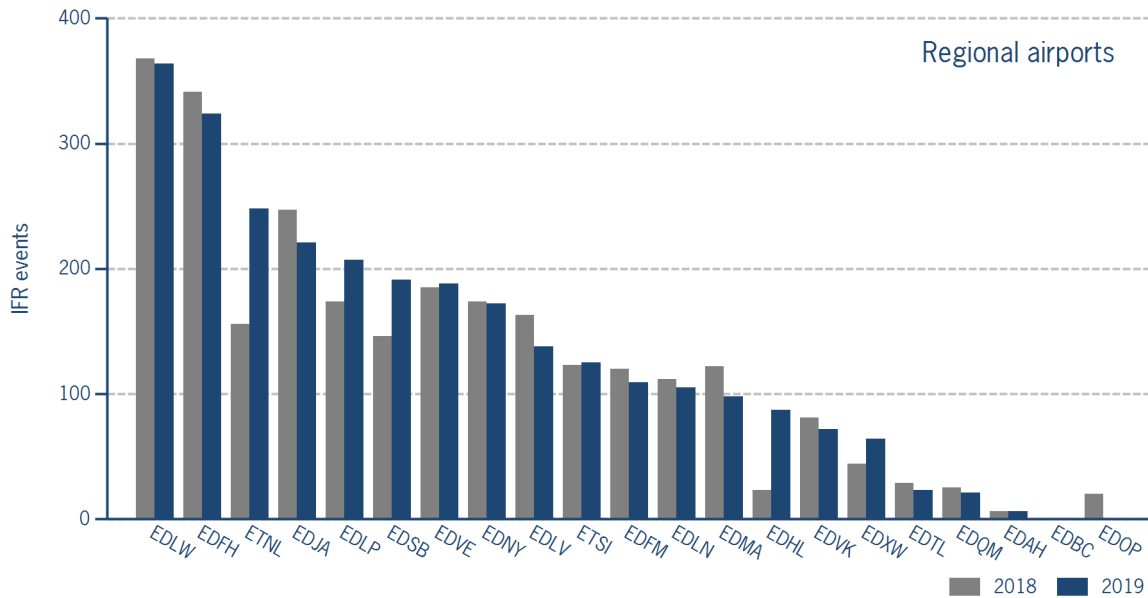
	Week 5	Trend	Week 1 - 5	Trend
EDAH Heringsdorf	6	0,0%	46	39,4%
EDBC Magdeburg/Cochstedt	0	N/A	1	OLC*
EDFH Frankfurt-Hahn	324	-5,0%	1.542	-6,9%
EDFM Mannheim City	109	-9,2%	451	-11,0%
EDHL Lübeck-Blankensee	87	OLC*	258	166,0%
EDJA Memmingen	221	-10,5%	1.225	9,7%
EDLN Mönchengladbach	105	-6,3%	466	-22,2%
EDLP Paderborn/Lippstadt	207	19,0%	959	11,4%
EDLV Niederrhein	138	-15,3%	668	-20,1%
EDLW Dortmund	364	-1,1%	1.962	9,7%
EDMA Augsburg	98	-19,7%	393	-16,6%
EDNY Friedrichshafen	172	-1,1%	817	0,9%
EDOP Schwerin-Parchim	0	-100,0%	8	-83,3%
EDQM Hof-Plauen	21	-16,0%	90	23,3%
EDSB Karlsruhe/Baden-Baden	191	30,8%	887	1,0%
EDTL Lahr	23	-20,7%	102	-16,4%
EDVE Braunschweig-Wolfsburg	188	1,6%	698	-8,3%
EDVK Kassel-Calden	72	-11,1%	261	-17,9%
EDXW Sylt	64	45,5%	318	28,7%
ETNL Laage	248	59,0%	868	38,2%
ETSI Ingolstadt/Manching	125	1,6%	452	11,6%

*The value is of limited conclusiveness (OLC).

Please note: The airport Magdeburg-Cochstedt (EDBC) is currently closed.

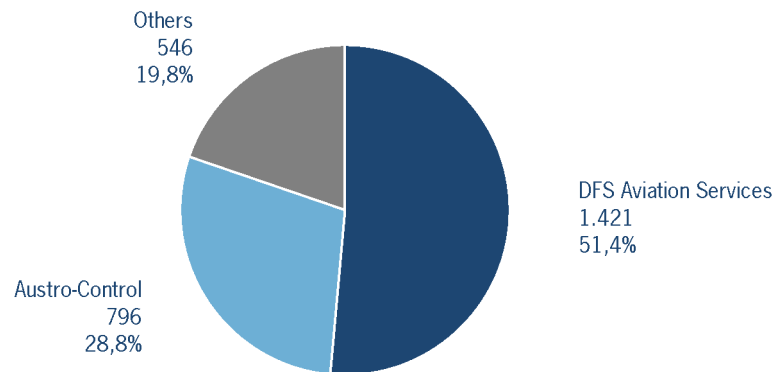
IFR flights at regional German airports - in detail

IFR events (take-offs and landings) at the different regional towers in the Federal Republic of Germany with control zone and barely any PPR.



IFR flights at regional German airports - air traffic service providers

Percentage of IFR events (take-offs and landings) at the regional towers in the Federal Republic of Germany differentiated between DFS Aviation Services, Austro Control and other providers.



- DFS Aviation Services: Dortmund (EDLW), Friedrichshafen (EDNY), Karlsruhe/Baden-Baden (EDSB), Lahr (EDTL), Magdeburg/Cochstedt (EDBC), Memmingen (EDJA), Mönchengladbach (EDLN), Niederrhein (EDLV), Paderborn/Lippstadt (EDLP)
- Austro Control: Augsburg (EDMA), Braunschweig-Wolfsburg (EDVE), Frankfurt-Hahn (EDFH), Heringsdorf (EDAH), Hof-Plauen (EDQM), Kassel-Calden (EDVK), Lübeck-Blankensee (EDHL), Schwerin-Parchim (EDOP)
- Others: Ingolstadt/Manching (ETSI), Laage (ETNL), Mannheim City (EDFM), Sylt (EDXW)








ATFM Arrival Delay

(Data Source: NM statistics, DFS LIZ)

ATFM Arrival Delay with reference to the relevant airport, in minutes per IFR arrival.

ATFM Arrival Delay:

sum of all arrival ATFM delay divided by the sum of all inbound flights for the particular traffic volume

Airports		ATC Delay [min/arrival]	non ATC Delay [min/arrival]	
	All Airports	0	0,6722	
EDDK	Köln/Bonn	0	2,8716	
EDDF	Frankfurt/Main	0	1,1923	
EDDL	Düsseldorf	0	0,6484	
EDDT	Berlin-Tegel	0	0,4414	
EDDM	München	0	0,3890	
EDDH	Hamburg	0	0,2428	

Please note: The ATFM delay data are provided by NM statistics. Due to internal distribution of the ATFM delay, data are modified by CC/FC and TWR/M. The inbound flight information is based on LIZ statistics.

All Airports means all international German airports: Berlin-Schönefeld (EDDB), Berlin-Tegel (EDDT), Bremen (EDDW), Dresden (EDDC), Düsseldorf (EDDL), Erfurt/Weimar (EDDE), Frankfurt/Main (EDDF), Hamburg (EDDH), Hannover (EDDV), Köln/Bonn (EDDK), Leipzig/Halle (EDDP), München (EDDM), Münster/Osnabrück (EDDG), Nürnberg (EDDN), Saarbrücken (EDDR), Stuttgart (EDDS)