



LIZ Air traffic statistics

DFS Situation and Information Centre

AUG 2021

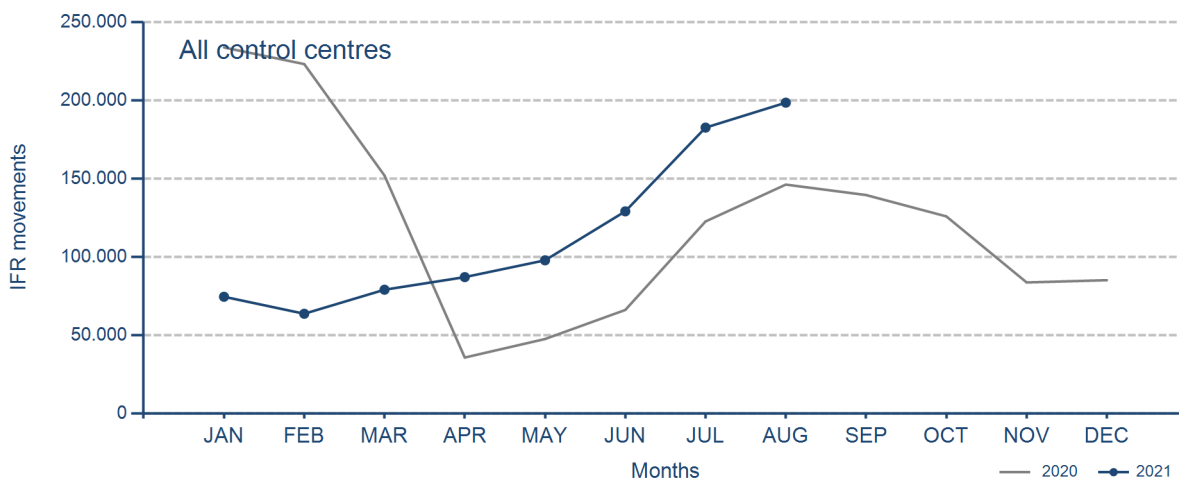
Version 07.09.2021

IFR flights in the Federal Republic of Germany

IFR movements (entries, exits, overflights and domestics) in all control sectors with a German designator.

	AUG 2021	AUG 2020	Trend
Civil flights	194.521	142.390	36,6%
Military flights	3.933	3.762	4,5%
Total	198.454	146.152	35,8%

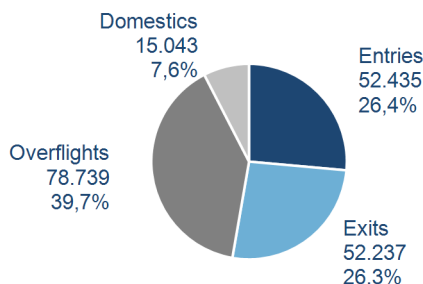
	JAN - AUG 2021	JAN - AUG 2020	Trend
Civil flights	882.987	999.756	-11,7%
Military flights	29.219	27.095	7,8%
Total	912.206	1.026.851	-11,2%



Please note: This count covers the traffic in the area built by all control sectors with a German designator („ED“), regardless of the service provider, including civil and military traffic in sectors controlled by DFS and Maastricht UAC (Maastricht-Hannover sectors). The area counted is composed of modular control sectors designed for ATC purposes with partly cross border structures and is therefore not identical to the political border of the Federal Republic of Germany or the national Flight Information Region (FIR).

IFR flights in the Federal Republic of Germany - percentage

IFR movements (entries, exits, overflights and domestics) in all control centres.

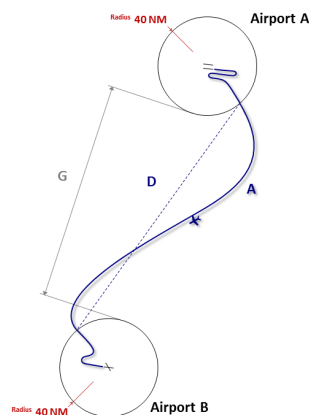


Please note: This count covers the traffic in the area build by all control sectors with a German designator („ED“), regardless of the service provider, including civil and military traffic in sectors controlled by DFS and Maastricht UAC (Maastricht-Hannover sectors). The area counted is composed of modular control sectors designed for ATC purposes with partly cross border structures and is therefore not identical to the political border of the Federal Republic of Germany or the national Flight Information Region (FIR).

Flight efficiency in the Federal Republic of Germany

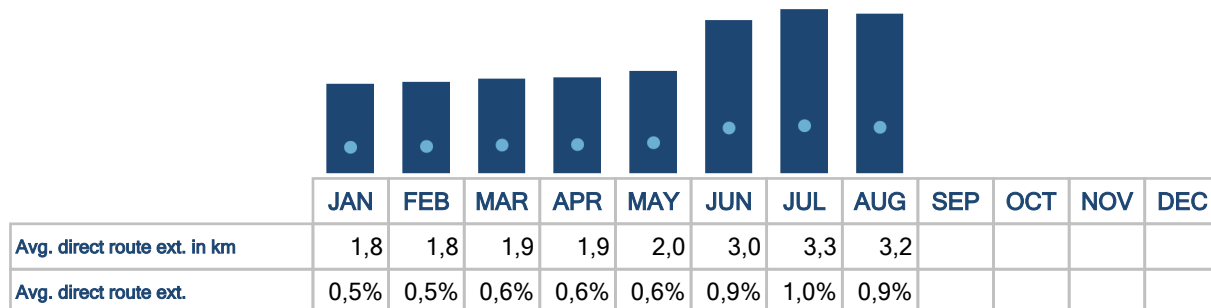
Direct route extension is defined as the difference between the length of the actual route (A) and the direct course (D) between the departure and arrival terminal areas (radius of 40 NM around the airport) or the national border where a flight enters or leaves German airspace. The direct route extension expressed as a percentage is defined as the ratio between the direct route extension and the direct course (D).

AUG 2021	
Evaluated traffic	169.513
Average actual route / flight	348,1 km
Average direct course / flight	344,9 km
Average direct route extension / flight	3,2 km
Average direct route extension / flight	0,9%



Additional information:

The evaluated traffic includes only civil flights. This value is different from the number of IFR flights in the Federal Republic of Germany because certain flights are not included in the statistics. For example, tracks which have an intercept point with the departure or the arrival terminal area (40 NM) outside of the DFS controlled airspace are not included.



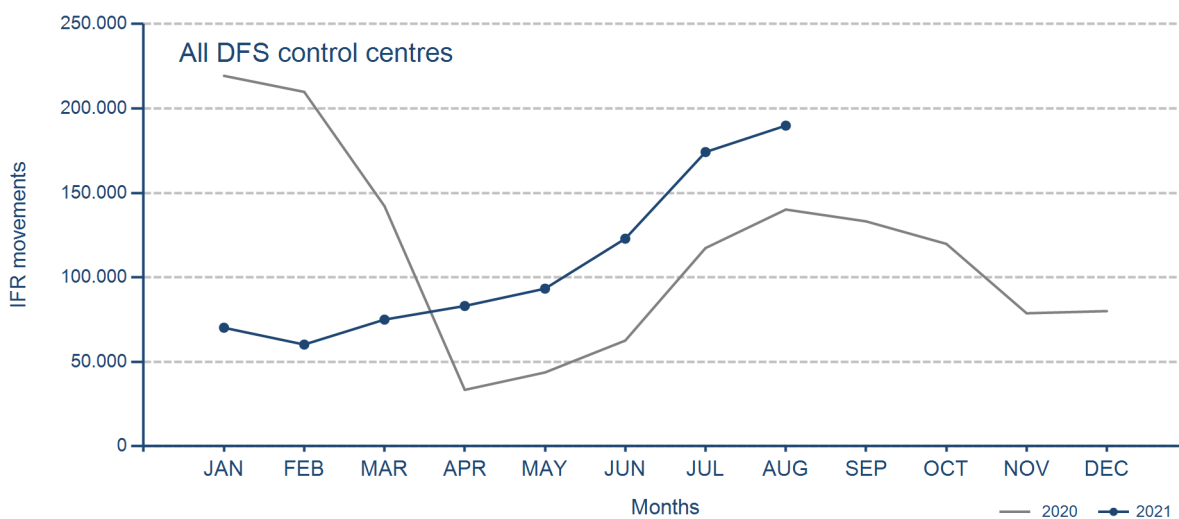
IFR flights controlled by DFS

IFR movements (entries, exits, overflights and domestics) in control sectors controlled by DFS.

	AUG 2021	AUG 2020	Trend
Civil flights	185.947	136.466	36,3%
Military flights	3.935	3.727	5,6%
Total	189.882	140.193	35,4%

	JAN - AUG 2021	JAN - AUG 2020	Trend
Civil flights	839.687	941.914	-10,9%
Military flights	29.385	26.909	9,2%
Total	869.072	968.823	-10,3%

Please note: This count covers the traffic in the area build by control sectors of DFS control centres, including civil and military traffic. Traffic in Maastricht UAC (Maastricht-Hannover sectors) is not counted.



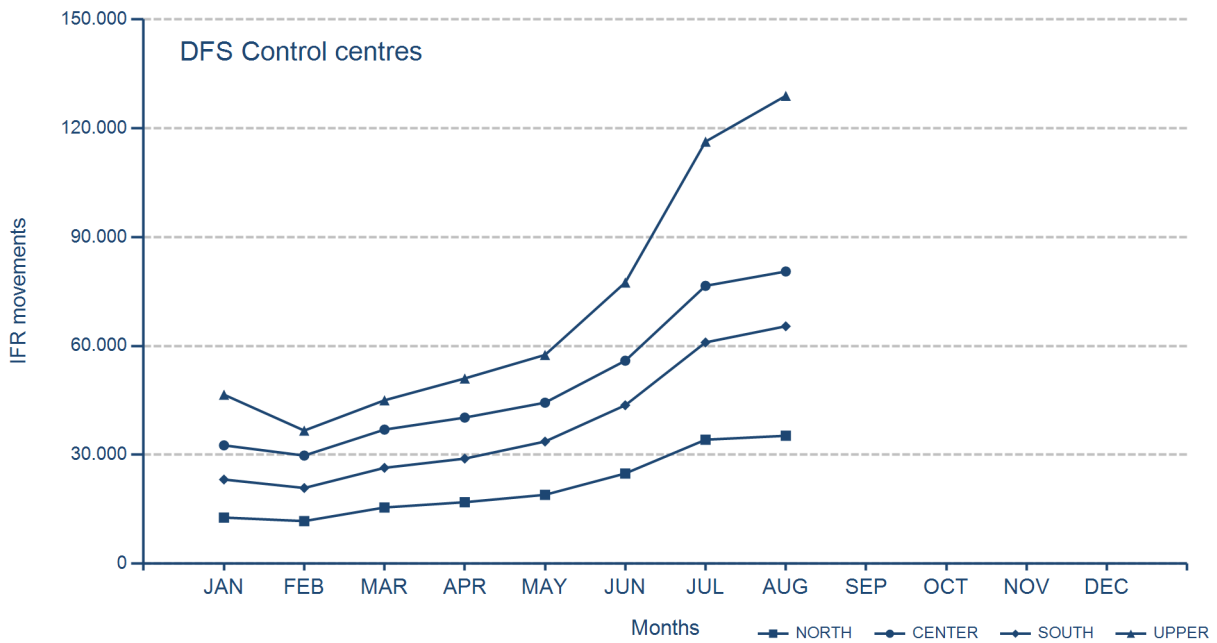
IFR flights controlled by DFS - in detail

IFR movements (entries, exits, overflights and domestics) controlled by DFS at the different control centres.

	AUG 2021	AUG 2020	Trend
NORTH	35.248	27.381	28,7%
CENTER	80.501	57.671	39,6%
SOUTH	65.410	45.580	43,5%
UPPER	128.887	93.453	37,9%

	JAN - AUG 2021	JAN - AUG 2020	Trend
NORTH	170.179	205.872	-17,3%
CENTER	396.936	426.647	-7,0%
SOUTH	303.131	353.090	-14,1%
UPPER	559.469	596.127	-6,1%

Please note: The trend numbers compare counts of the airspaces in their current configuration to the count of the same airspace in 2020.



IFR flights at international and regional German airports

IFR events (take-offs and landings) at the international DFS towers and the regional tower with control zone and barely any PPR in the Federal Republic of Germany.

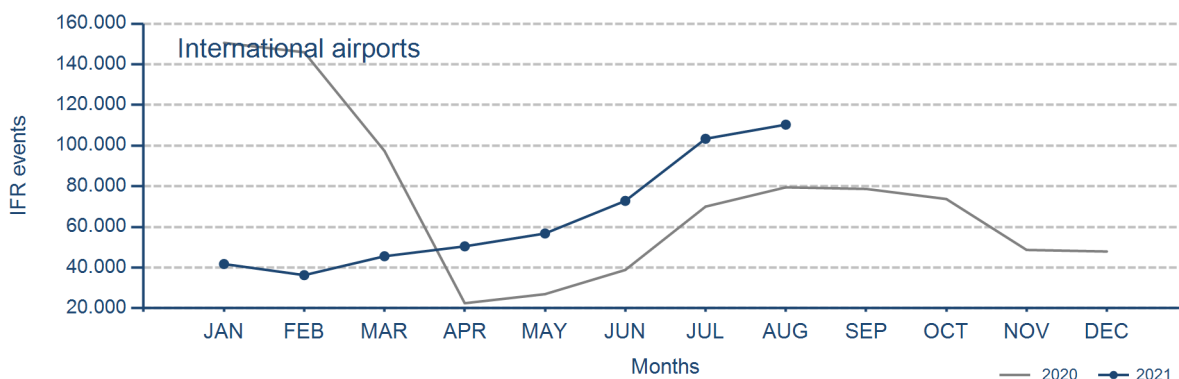
	AUG 2021	AUG 2020	Trend
International Airports	110.364	79.505	38,8%
Regional Airports	12.652	11.580	9,3%
Total	123.016	91.085	35,1%

	JAN - AUG 2021	JAN - AUG 2020	Trend
International Airports	517.555	631.793	-18,1%
Regional Airports	70.161	69.109	1,5%
Total	587.716	700.902	-16,1%

Please note: The airport Schwerin-Parchim (EDOP) is currently closed.

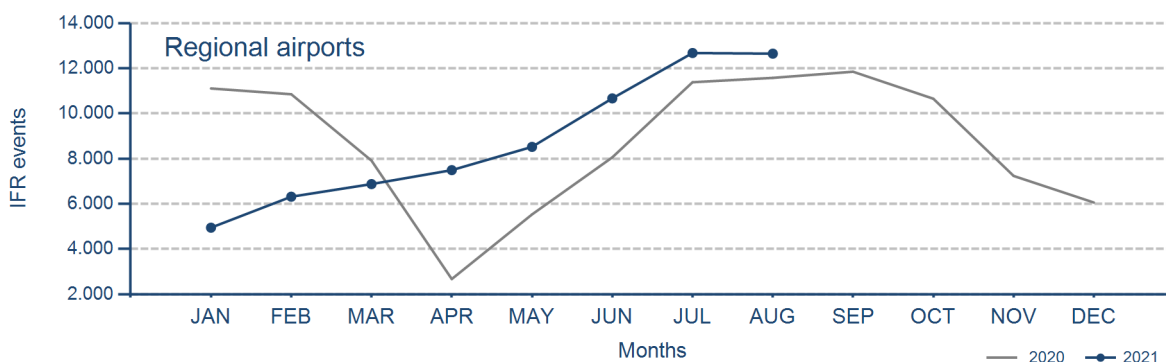
IFR flights at international German airports

IFR events (take-offs and landings) at the international DFS towers in the Federal Republic of Germany.



IFR flights at regional German airports

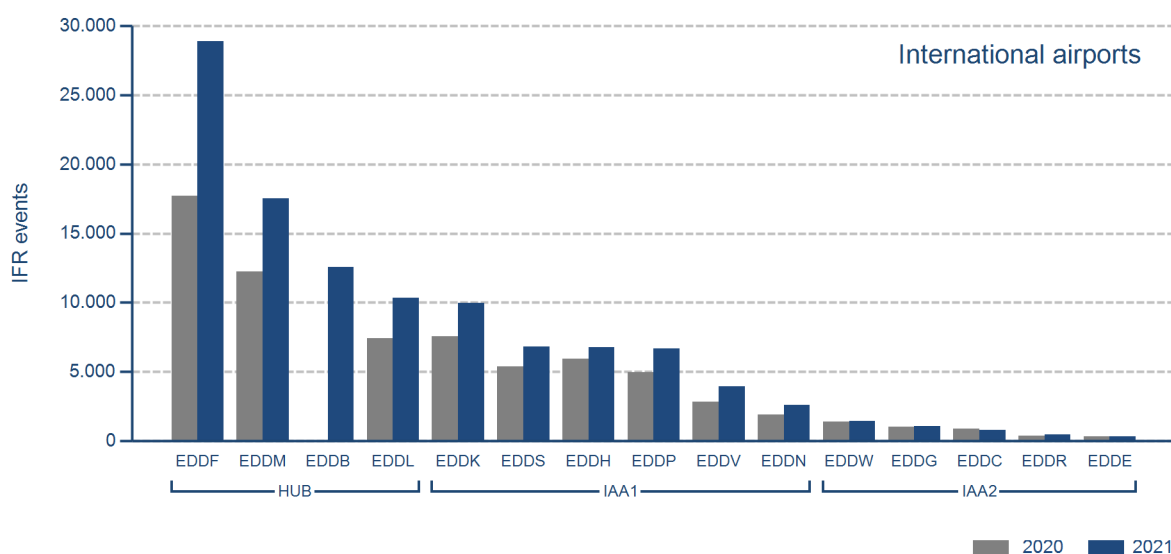
IFR events (take-offs and landings) at the different regional towers in the Federal Republic of Germany with control zone and barely any PPR.



IFR flights at international German airports - in detail

IFR events (take-offs and landings) at the different international DFS towers in the Federal Republic of Germany differentiated by Hub Gateways (HUB), International Access Airports 1 (IAA1) and International Access Airports 2 (IAA2).

	AUG 2021	Trend	JAN - AUG 2021	Trend
HUB				
EDDB Berlin-Brandenburg	12.553	N/A	52.416	N/A
EDDF Frankfurt/Main	28.881	63,2%	146.889	-3,3%
EDDL Düsseldorf	10.367	40,0%	41.484	-29,8%
EDDM München	17.550	43,1%	72.645	-32,7%
IAA1				
EDDH Hamburg	6.783	14,3%	31.649	-26,3%
EDDK Köln/Bonn	9.970	31,4%	51.910	-4,1%
EDDN Nürnberg	2.625	38,7%	10.534	-28,6%
EDDP Leipzig/Halle	6.693	34,6%	46.404	14,7%
EDDS Stuttgart	6.833	26,8%	27.526	-23,6%
EDDV Hannover	3.946	39,9%	16.399	-16,2%
IAA2				
EDDC Dresden	810	-8,7%	3.456	-44,1%
EDDE Erfurt/Weimar	342	-0,9%	1.942	-17,2%
EDDG Münster/Osnabrück	1.060	1,4%	5.122	-28,0%
EDDR Saarbrücken	484	26,4%	2.053	-22,2%
EDDW Bremen	1.467	2,9%	7.126	-31,4%

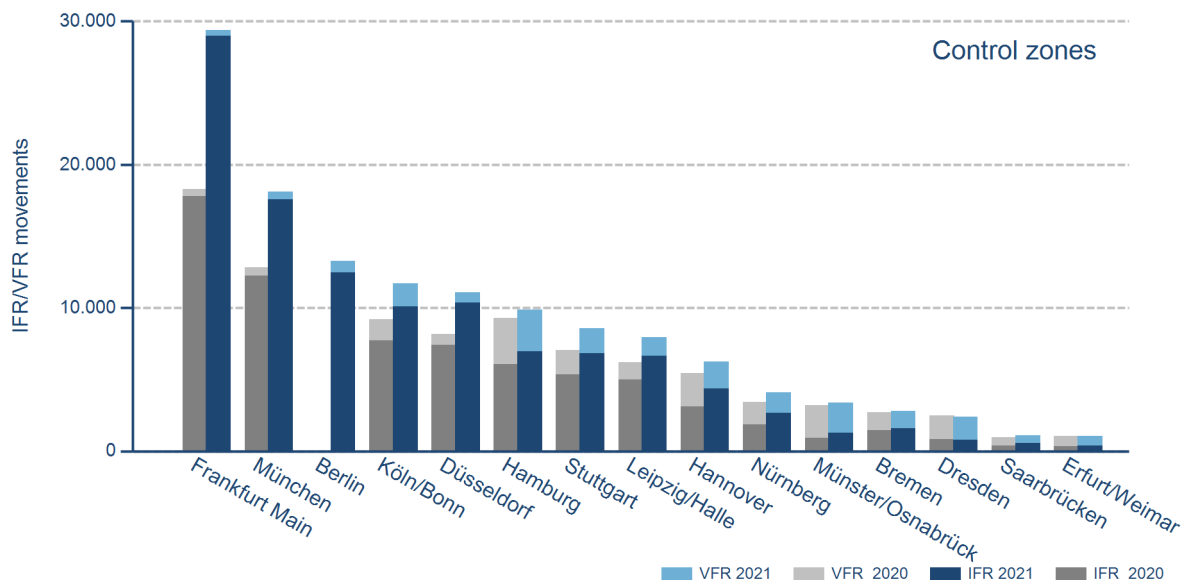


IFR/VFR flights in control zones of DFS towers

IFR/VFR movements (entries, exits, overflights and domestics) at the different control zones of international DFS towers.

	AUG 2021	Trend	JAN - AUG 2021	Trend
Berlin	13.276	N/A	58.404	N/A
Bremen	2.797	3,2%	15.699	-13,1%
Dresden	2.381	-3,7%	12.828	-12,3%
Düsseldorf	11.076	35,6%	46.876	-27,2%
Erfurt/Weimar	1.046	0,2%	6.332	-0,3%
Frankfurt Main	29.395	60,9%	151.174	-3,0%
Hamburg	9.867	6,2%	50.572	-15,9%
Hannover	6.235	14,6%	32.804	-4,4%
Köln/Bonn	11.713	27,6%	63.373	-0,2%
Leipzig/Halle	7.951	28,0%	55.259	13,5%
München	18.101	41,1%	76.638	-31,6%
Münster/Osnabrück	3.360	4,4%	20.726	8,2%
Nürnberg	4.095	19,5%	20.465	-11,1%
Saarbrücken	1.105	16,9%	5.665	5,5%
Stuttgart	8.568	21,5%	39.723	-13,5%

Additional information: Münster reported 710 glider movements for the current month, i.e. 6.245 glider movements for the cumulated year.



IFR flights at regional German airports - in detail

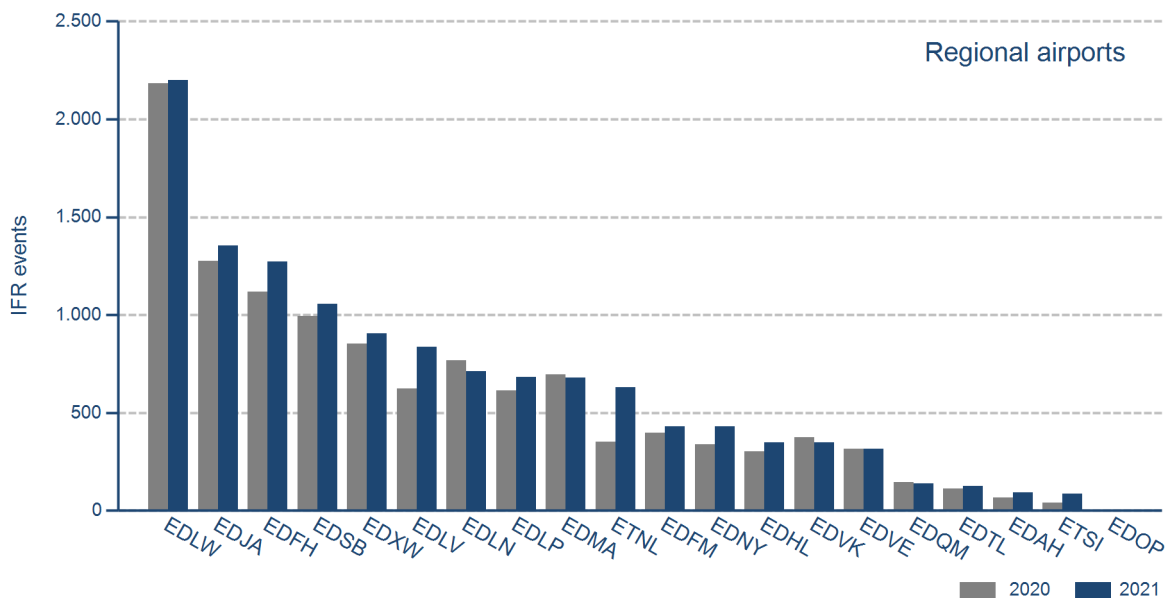
IFR events (take-offs and landings) at the different regional towers in the Federal Republic of Germany with control zone and barely any PPR.

	AUG 2021	Trend	JAN - AUG 2021	Trend
EDAH Heringsdorf	92	35,3%	392	-4,4%
EDFH Frankfurt-Hahn	1.274	14,0%	7.568	2,4%
EDFM Mannheim City	432	8,3%	3.059	0,5%
EDHL Lübeck-Blankensee	350	15,9%	2.020	49,0%
EDJA Memmingen	1.356	6,4%	6.113	-3,1%
EDLN Mönchengladbach	713	-7,3%	5.391	24,2%
EDLP Paderborn/Lippstadt	683	11,1%	3.730	5,4%
EDLV Niederrhein	838	34,1%	2.681	11,1%
EDLW Dortmund	2.199	0,7%	10.510	0,2%
EDMA Augsburg	680	-2,3%	5.071	14,2%
EDNY Friedrichshafen	429	26,2%	2.220	-31,2%
EDOP Schwerin-Parchim	0	N/A	0	N/A
EDQM Hof-Plauen	138	-4,2%	917	-3,1%
EDSB Karlsruhe/Baden-Baden	1.056	6,1%	5.388	-4,2%
EDTL Lahr	126	12,5%	864	16,6%
EDVE Braunschweig-Wolfsburg	316	0,0%	3.171	-7,5%
EDVK Kassel-Calden	348	-7,0%	2.146	-13,7%
EDXW Sylt	907	6,2%	3.913	13,0%
ETNL Laage	629	78,2%	3.534	-2,3%
ETSI Ingolstadt/Manching	86	104,8%	1.473	-20,3%

*The value is of limited conclusiveness (OLC).

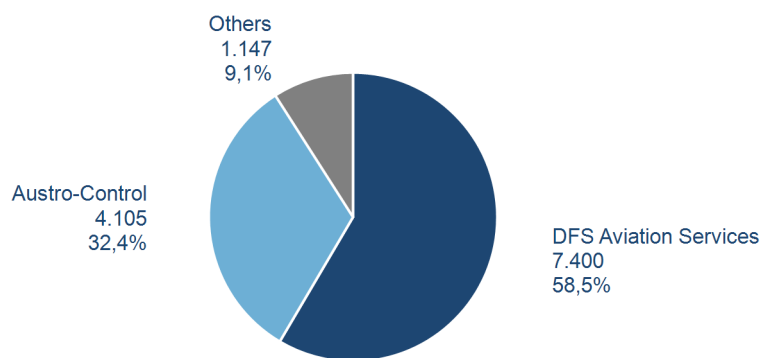
IFR flights at regional German airports - in detail

IFR events (take-offs and landings) at the different regional towers in the Federal Republic of Germany with control zone and barely any PPR.



IFR flights at regional German airports - air traffic service providers

Percentage of IFR events (take-offs and landings) at the regional towers in the Federal Republic of Germany differentiated between DFS Aviation Services, Austro Control and other providers.



- DFS Aviation Services: Dortmund (EDLW), Friedrichshafen (EDNY), Karlsruhe/Baden-Baden (EDSB), Lahr (EDTL), Magdeburg/Cochstedt (EDBC), Memmingen (EDJA), Mönchengladbach (EDLN), Niederrhein (EDLV), Paderborn/Lippstadt (EDLP)
- Austro Control: Augsburg (EDMA), Braunschweig-Wolfsburg (EDVE), Frankfurt-Hahn (EDFH), Heringsdorf (EDAH), Hof-Plauen (EDQM), Kassel-Calden (EDVK), Lübeck-Blankensee (EDHL), Schwerin-Parchim (EDOP), Sylt (EDXW)
- Others: Ingolstadt/Manching (ETSI), Laage (ETNL), Mannheim City (EDFM)