



LIZ Bulletin

Week 43

DFS Situation and Information Centre

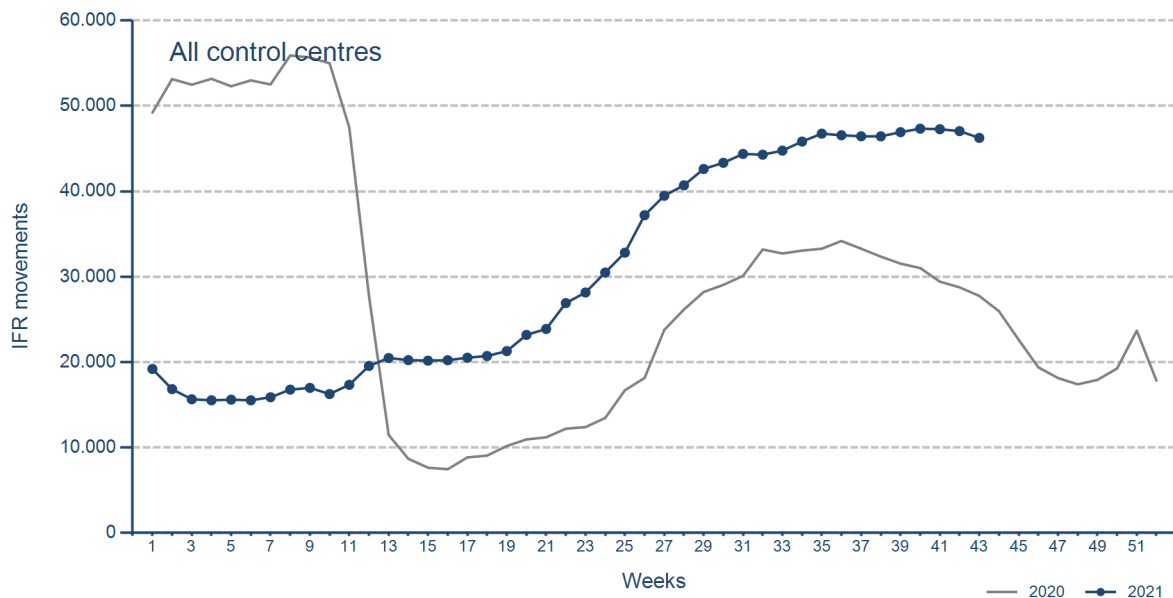
25 OCT 2021 - 31 OCT 2021

Version 02.11.2021

IFR flights in the Federal Republic of Germany

IFR movements (entries, exits, overflights and domestics) in all control sectors with a German designator.

	2021	2020	Trend
Week 43	46.255	27.740	66,7%
Cumulated Weeks	1.313.469	1.283.354	2,3%

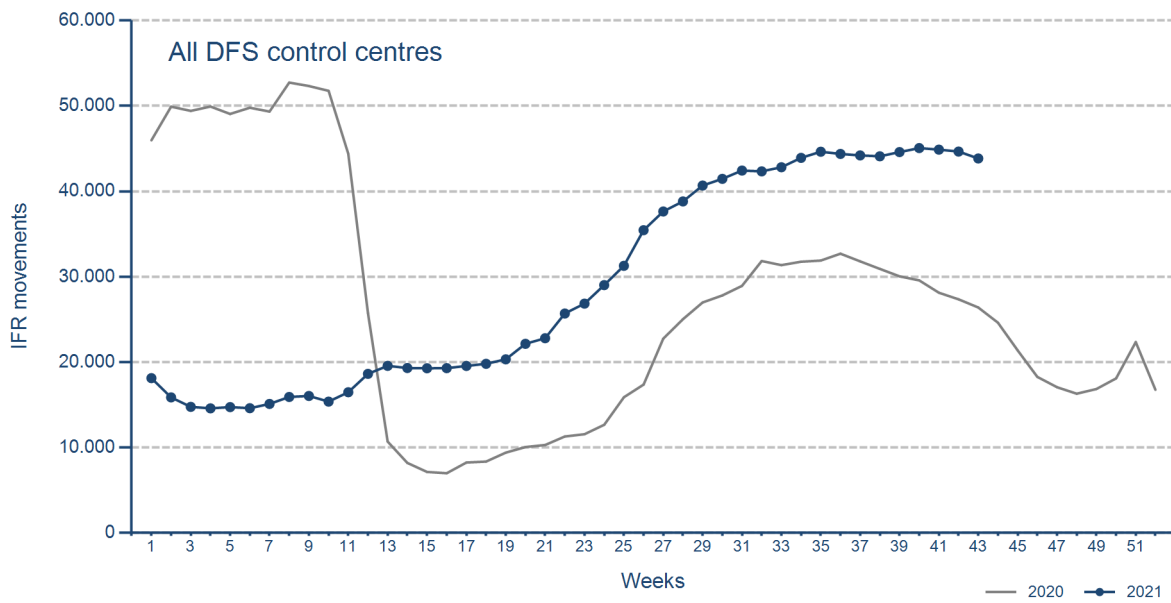


Please note: This count covers the traffic in the area build by all control sectors with a German designator („ED“), regardless of the service provider, including civil and military traffic in sectors controlled by DFS and Maastricht UAC (Maastricht-Hannover sectors). The area counted is composed of modular control sectors designed for ATC purposes with partly cross border structures and is therefore not identical to the political border of the Federal Republic of Germany or the national Flight Information Region (FIR).

IFR flights controlled by DFS

IFR movements (entries, exits, overflights and domestics) in control sectors controlled by DFS.

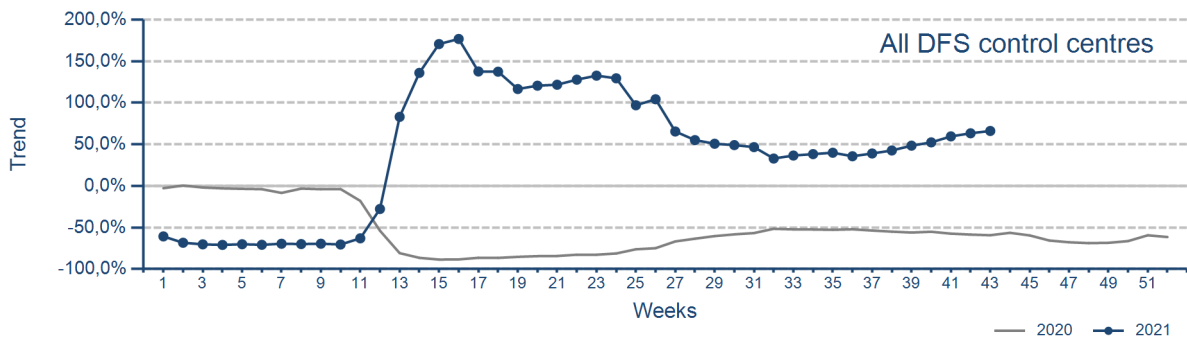
	2021	2020	Trend
Week 43	43.843	26.386	66,2%
Cumulated Weeks	1.250.586	1.213.259	3,1%



Please note: This count covers the traffic in the area built by control sectors of DFS control centres, including civil and military traffic. Traffic in Maastricht UAC (Maastricht-Hannover sectors) is not counted.

IFR flights controlled by DFS - trend

Trend in the number of IFR movements (entries, exits, overflights and domestics) in control sectors controlled by DFS.

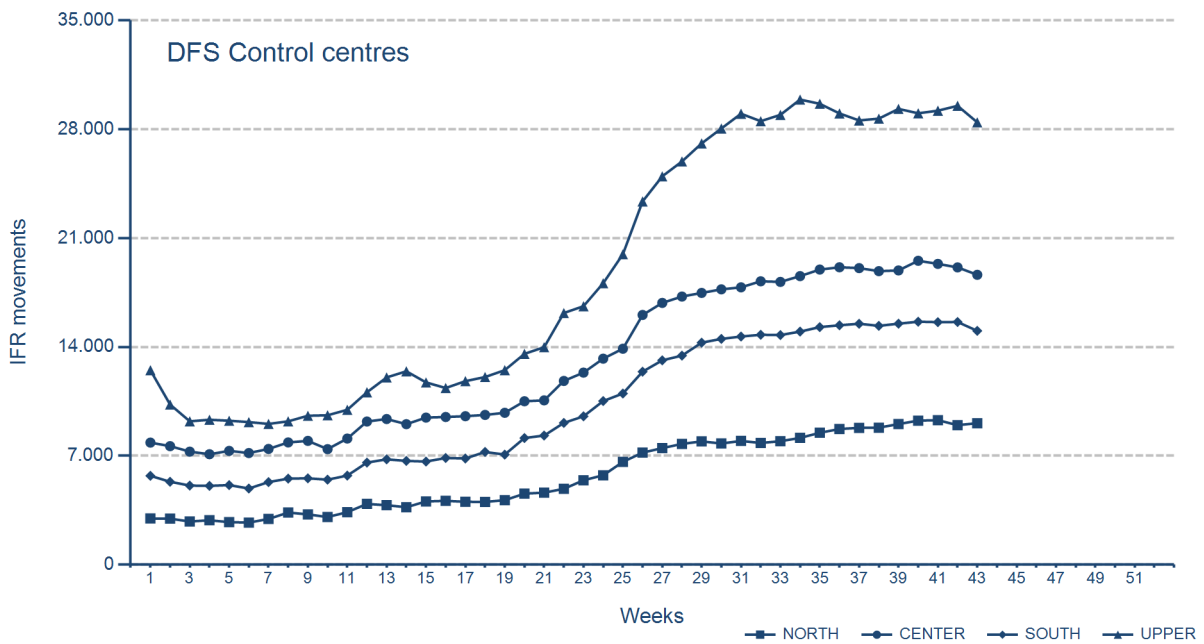


IFR flights controlled by DFS - in detail

IFR movements (entries, exits, overflights and domestics) controlled by DFS at the different control centres.

	NORTH	CENTER	SOUTH	UPPER
Week 43	9.098	18.634	15.033	28.433
Trend	59,3%	60,0%	64,4%	68,2%
Cumulated Weeks	247.248	560.638	435.942	807.490
Trend	-3,9%	5,8%	-0,2%	6,9%

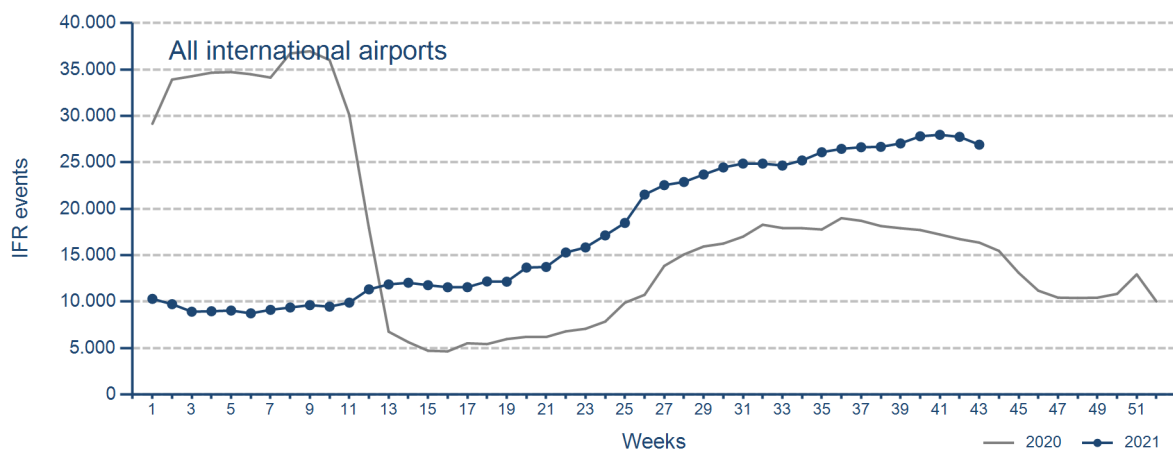
Please note: The trend numbers compare counts of the airspaces in their current configuration to the count of the same airspace in 2020.



IFR flights at international German airports

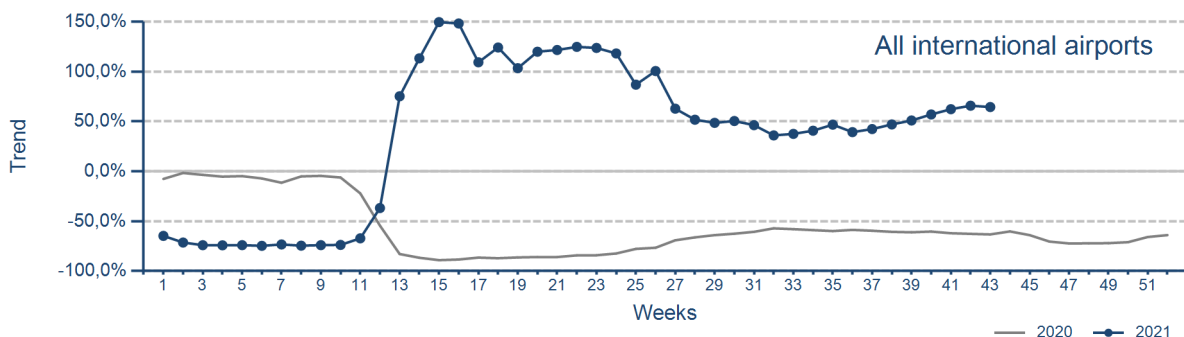
IFR events (take-offs and landings) at the international DFS towers in the Federal Republic of Germany.

	2021	2020	Trend
Week 43	26.904	16.363	64,4%
Cumulated Weeks	749.930	778.460	-3,7%



IFR flights at international German airports - trend

Trend in the number of IFR events (take-offs and landings) at the international DFS towers in the Federal Republic of Germany.



IFR flights at international German airports - airport category

IFR events (take-offs and landings) at the international DFS towers in the Federal Republic of Germany differentiated by Hub Gateways (HUB), International Access Airports 1 (IAA1) and International Access Airports 2 (IAA2).

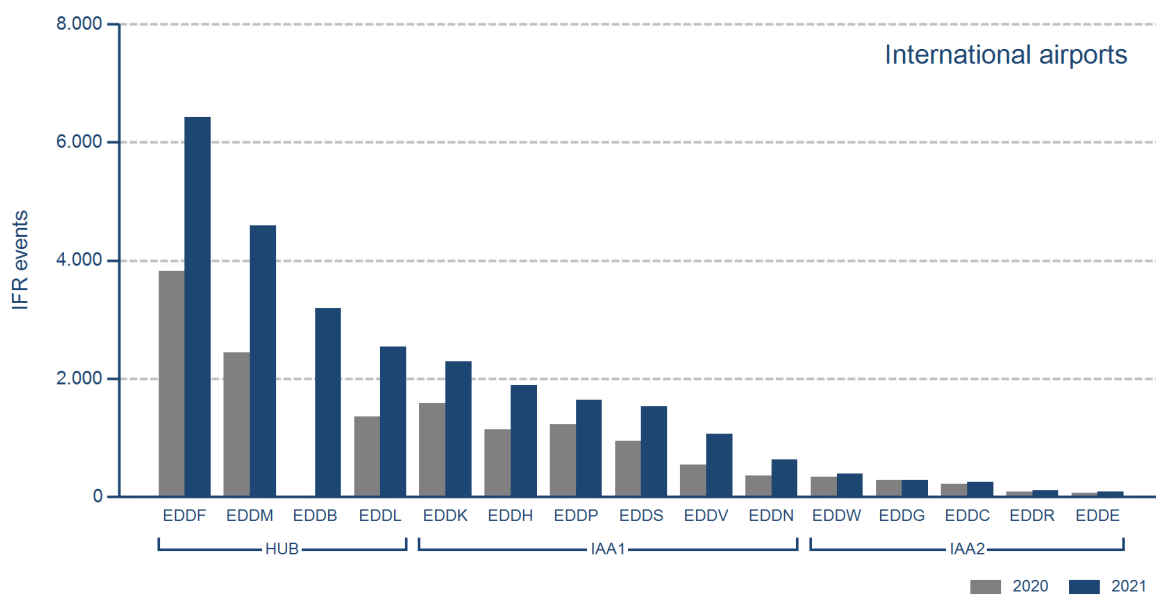
	HUB	IAA1	IAA2
Week 43	16.753	9.048	1.103
Trend*	119,9%	16,7%	11,4%
Cumulated Weeks	458.669	262.011	29.250
Trend*	18,2%	-26,0%	-20,2%

*Please note: Berlin-Schönefeld used to be listed as IAA1. Berlin-Brandenburg is listed as a HUB.

IFR flights at international German airports - in detail

IFR events (take-offs and landings) at the different international DFS towers in the Federal Republic of Germany.

	Week 43	Trend	Week 1 - 43	Trend
HUB				
EDDB Berlin-Brandenburg	3.197	N/A	79.470	N/A
EDDF Frankfurt/Main	6.425	68,2%	203.669	10,5%
EDDL Düsseldorf	2.542	86,9%	63.899	-11,5%
EDDM München	4.589	88,2%	111.631	-15,0%
IAA1				
EDDH Hamburg	1.889	66,1%	48.108	-10,9%
EDDK Köln/Bonn	2.295	45,3%	72.017	6,1%
EDDN Nürnberg	625	77,1%	15.974	-12,3%
EDDP Leipzig/Halle	1.640	34,2%	60.065	19,2%
EDDS Stuttgart	1.535	62,4%	41.050	-8,6%
EDDV Hannover	1.064	98,1%	24.797	2,3%
IAA2				
EDDC Dresden	244	11,4%	5.580	-29,1%
EDDE Erfurt/Weimar	83	23,9%	2.710	-11,1%
EDDG Münster/Osnabrück	280	1,1%	7.558	-17,4%
EDDR Saarbrücken	112	24,4%	3.062	-11,8%
EDDW Bremen	384	13,9%	10.340	-21,2%



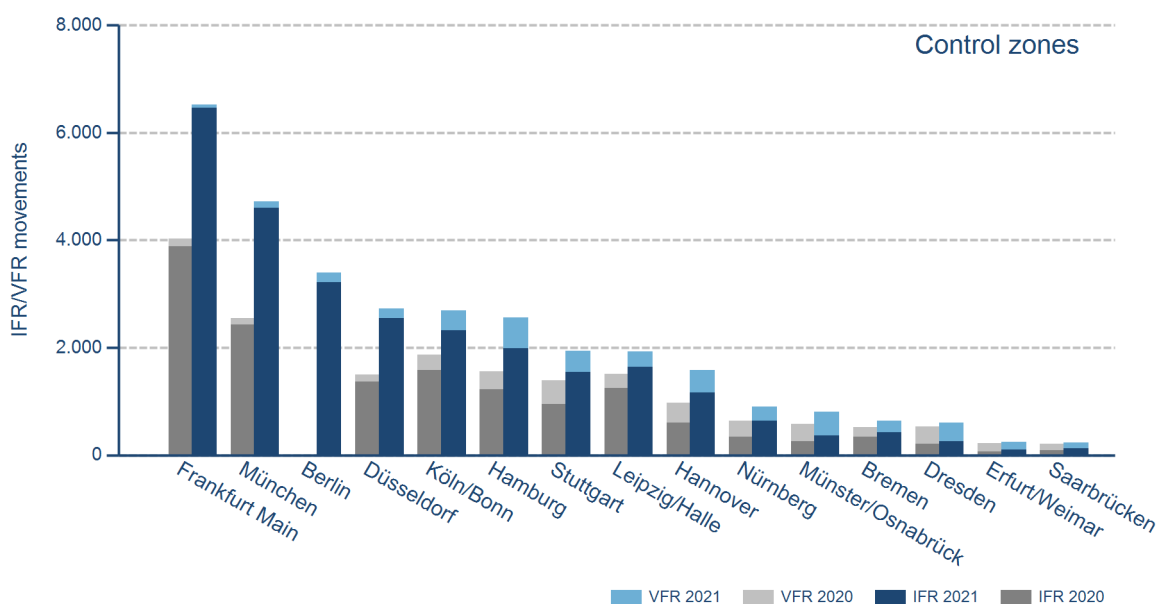
IFR/VFR flights in control zones of DFS towers

IFR/VFR movements (entries, exits, overflights and domestics) at the different control zones of international DFS towers.

	Week 43	Trend	Week 1 - 43	Trend
Berlin	3.393	N/A	87.195	N/A
Bremen	639	23,4%	21.538	-6,0%
Dresden	600	12,8%	18.384	-4,1%
Düsseldorf	2.734	81,8%	70.904	-10,0%
Erfurt/Weimar	246	13,4%	8.494	2,0%
Frankfurt Main	6.522	62,1%	209.047	10,3%
Hamburg	2.566	64,6%	72.823	-4,1%
Hannover	1.587	62,3%	46.073	6,6%
Köln/Bonn	2.691	44,4%	87.183	9,2%
Leipzig/Halle	1.924	26,9%	71.484	17,2%
München	4.719	85,3%	116.776	-14,4%
Münster/Osnabrück	802	38,5%	27.695	12,2%
Nürnberg	898	40,3%	29.227	0,6%
Saarbrücken	233	10,4%	7.819	11,1%
Stuttgart	1.936	39,5%	57.302	-0,9%

Additional information:

Münster reported 64 glider movements for the current week, i.e. 7.890 glider movements for the cumulated year.



IFR flights at regional German airports - in detail

IFR events (take-offs and landings) at the different regional towers in the Federal Republic of Germany with control zone and barely any PPR.

	2021	2020	Trend
Week 43	3.054	2.464	23,9%
Cumulated Weeks	96.355	90.084	7,0%

	Week 43	Trend	Week 1 - 43	Trend
EDAH Heringsdorf	7	-46,2%	532	-0,6%
EDFH Frankfurt-Hahn	267	12,7%	10.093	7,1%
EDFM Mannheim City	149	25,2%	4.098	3,9%
EDHL Lübeck-Blankensee	86	11,7%	2.690	36,5%
EDJA Memmingen	312	28,4%	8.820	5,0%
EDLN Mönchengladbach	202	28,7%	6.991	22,8%
EDLP Paderborn/Lippstadt	204	64,5%	5.260	9,4%
EDLV Niederrhein	196	125,3%	4.488	38,4%
EDLW Dortmund	482	13,9%	14.777	5,1%
EDMA Augsburg	190	5,0%	6.632	15,9%
EDNY Friedrichshafen	106	63,1%	3.244	-17,8%
EDOP Schwerin-Parchim	0	N/A	0	N/A
EDQM Hof-Plauen	36	50,0%	1.251	8,8%
EDSB Karlsruhe/Baden-Baden	243	29,9%	7.562	4,8%
EDTL Lahr	50	66,7%	1.179	17,8%
EDVE Braunschweig-Wolfsburg	133	3,1%	4.317	-2,5%
EDVK Kassel-Calden	85	18,1%	2.988	-8,3%
EDXW Sylt	100	-16,7%	5.083	9,0%
ETNL Laage	142	46,4%	4.214	0,4%
ETSI Ingolstadt/Manching	64	-19,0%	2.136	-11,8%

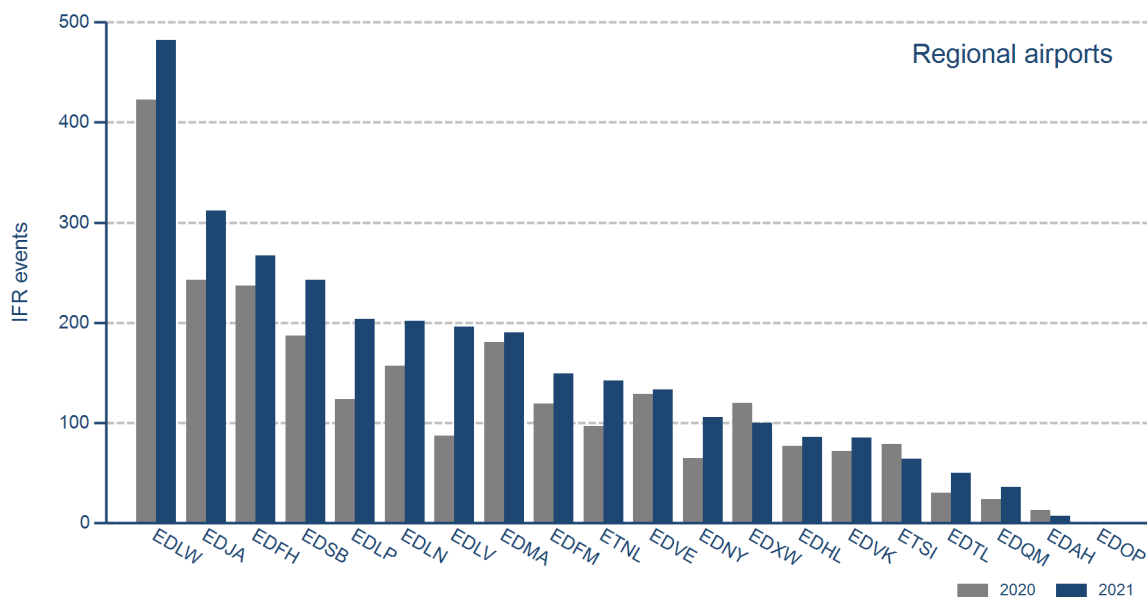
*The value is of limited conclusiveness (OLC).

OLC: Trend > 200%

Please note: the airport Schwerin-Parchim (EDOP) is currently closed.

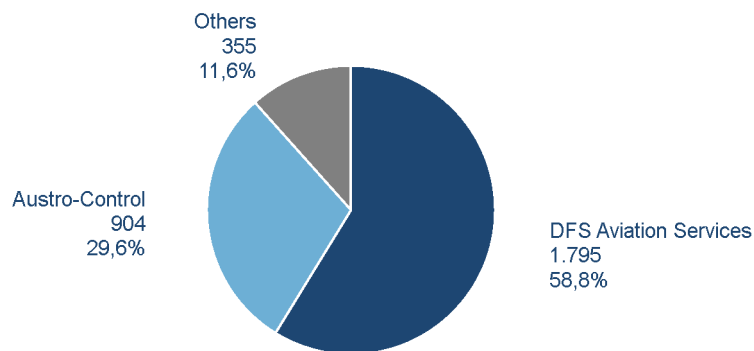
IFR flights at regional German airports - in detail

IFR events (take-offs and landings) at the different regional towers in the Federal Republic of Germany with control zone and barely any PPR.



IFR flights at regional German airports - air traffic service providers

Percentage of IFR events (take-offs and landings) at the regional towers in the Federal Republic of Germany differentiated between DFS Aviation Services, Austro Control and other providers.



- DFS Aviation Services: Dortmund (EDLW), Friedrichshafen (EDNY), Karlsruhe/Baden-Baden (EDSB), Lahr (EDTL), Magdeburg/Cochstedt (EDBC), Memmingen (EDJA), Mönchengladbach (EDLN), Niederrhein (EDLV), Paderborn/Lippstadt (EDLP)
- Austro Control: Augsburg (EDMA), Braunschweig-Wolfsburg (EDVE), Frankfurt-Hahn (EDFH), Heringsdorf (EDAH), Hof-Plauen (EDQM), Kassel-Calden (EDVK), Lübeck-Blankensee (EDHL), Schwerin-Parchim (EDOP), Sylt (EDXW)
- Others: Ingolstadt/Manching (ETSI), Laage (ETNL), Mannheim City (EDFM)

ATFM Arrival Delay

(Data Source: NM statistics, DFS LIZ)

ATFM Arrival Delay with reference to the relevant airport, in minutes per IFR arrival.

ATFM Arrival Delay:

sum of all arrival ATFM delay divided by the sum of all inbound flights for the particular traffic volume

Airports		ATC Delay [min/arrival]	non ATC Delay [min/arrival]	
	All Airports	0,0044	0,7320	
EDDB	Berlin-Brandenburg	0	2,0981	
EDDK	Köln/Bonn	0	1,3380	
EDDV	Hannover	0,1107	0,9550	
EDDF	Frankfurt/Main	0	1,0150	
EDDS	Stuttgart	0	0,5254	
EDDM	München	0	0,2443	
EDDL	Düsseldorf	0	0,1772	

Please note: The ATFM delay data are provided by NM statistics. Due to internal distribution of the ATFM delay, data are modified by OX/OP. The inbound flight information is based on LIZ statistics.

All Airports means all international German airports: Berlin-Brandenburg (EDDB), Bremen (EDDW), Dresden (EDDC), Düsseldorf (EDDL), Erfurt/Weimar (EDDE), Frankfurt/Main (EDDF), Hamburg (EDDH), Hannover (EDDV), Köln/Bonn (EDDK), Leipzig/Halle (EDDP), München (EDDM), Münster/Osnabrück (EDDG), Nürnberg (EDDN), Saarbrücken (EDDR), Stuttgart (EDDS)