



LIZ Bulletin

Week 30

DFS Situation and Information Centre

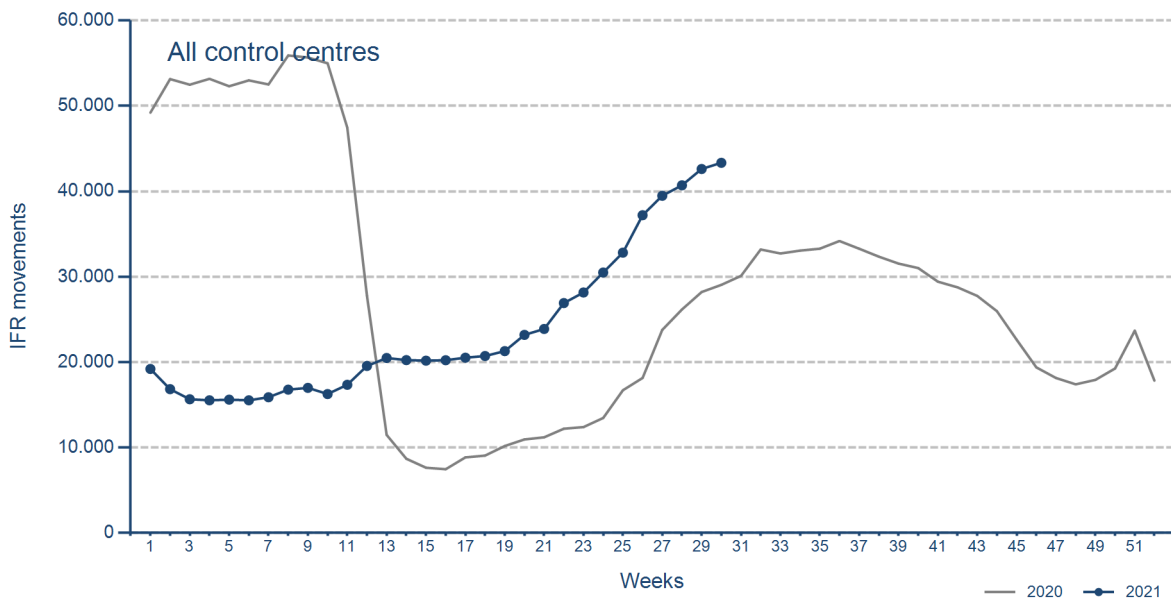
26 JUL 2021 - 1 AUG 2021

Version 06.08.2021

IFR flights in the Federal Republic of Germany

IFR movements (entries, exits, overflights and domestics) in all control sectors with a German designator.

	2021	2020	Trend
Week 30	43.335	29.035	49,3%
Cumulated Weeks	713.184	872.843	-18,3%

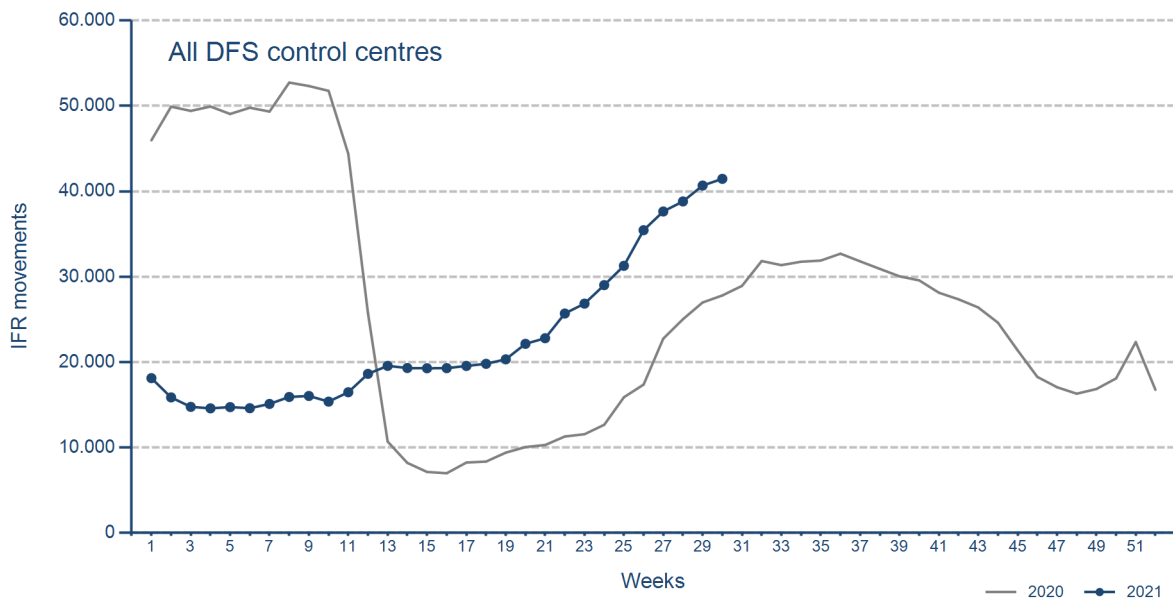


Please note: This count covers the traffic in the area build by all control sectors with a German designator („ED“), regardless of the service provider, including civil and military traffic in sectors controlled by DFS and Maastricht UAC (Maastricht-Hannover sectors). The area counted is composed of modular control sectors designed for ATC purposes with partly cross border structures and is therefore not identical to the political border of the Federal Republic of Germany or the national Flight Information Region (FIR).

IFR flights controlled by DFS

IFR movements (entries, exits, overflights and domestics) in control sectors controlled by DFS.

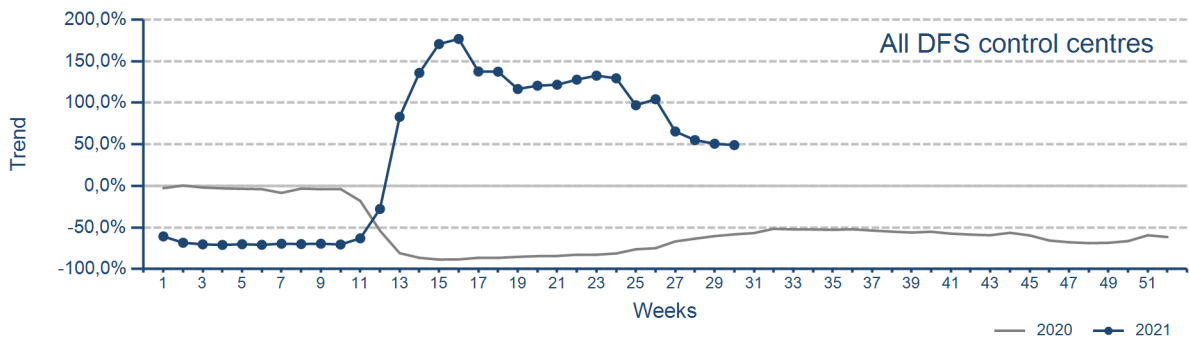
	2021	2020	Trend
Week 30	41.457	27.797	49,1%
Cumulated Weeks	678.754	820.717	-17,3%



Please note: This count covers the traffic in the area built by control sectors of DFS control centres, including civil and military traffic. Traffic in Maastricht UAC (Maastricht-Hannover sectors) is not counted.

IFR flights controlled by DFS - trend

Trend in the number of IFR movements (entries, exits, overflights and domestics) in control sectors controlled by DFS.

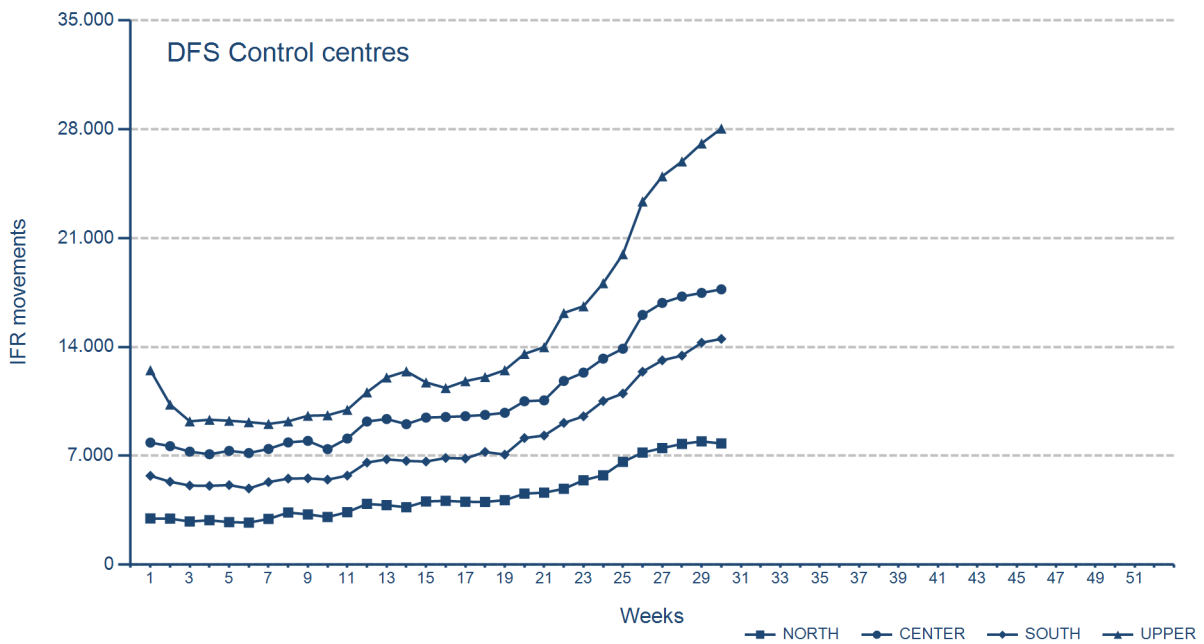


IFR flights controlled by DFS - in detail

IFR movements (entries, exits, overflights and domestics) controlled by DFS at the different control centres.

	NORTH	CENTER	SOUTH	UPPER
Week 30	7.792	17.699	14.514	28.036
Trend	33,9%	47,2%	50,4%	57,7%
Cumulated Weeks	134.898	316.308	237.903	429.905
Trend	-23,6%	-13,2%	-21,9%	-13,7%

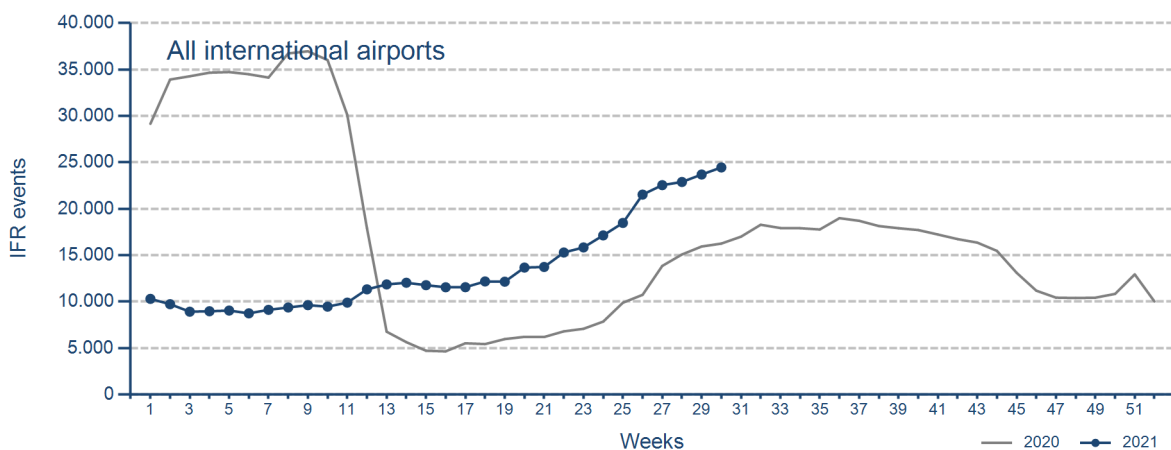
Please note: The trend numbers compare counts of the airspaces in their current configuration to the count of the same airspace in 2020.



IFR flights at international German airports

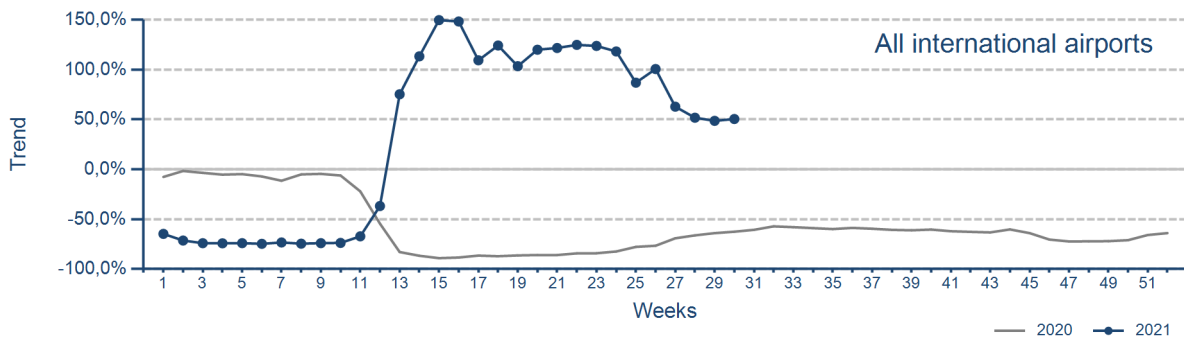
IFR events (take-offs and landings) at the international DFS towers in the Federal Republic of Germany.

	2021	2020	Trend
Week 30	24.455	16.258	50,4%
Cumulated Weeks	407.018	547.741	-25,7%



IFR flights at international German airports - trend

Trend in the number of IFR events (take-offs and landings) at the international DFS towers in the Federal Republic of Germany.



IFR flights at international German airports - airport category

IFR events (take-offs and landings) at the international DFS towers in the Federal Republic of Germany differentiated by Hub Gateways (HUB), International Access Airports 1 (IAA1) and International Access Airports 2 (IAA2).

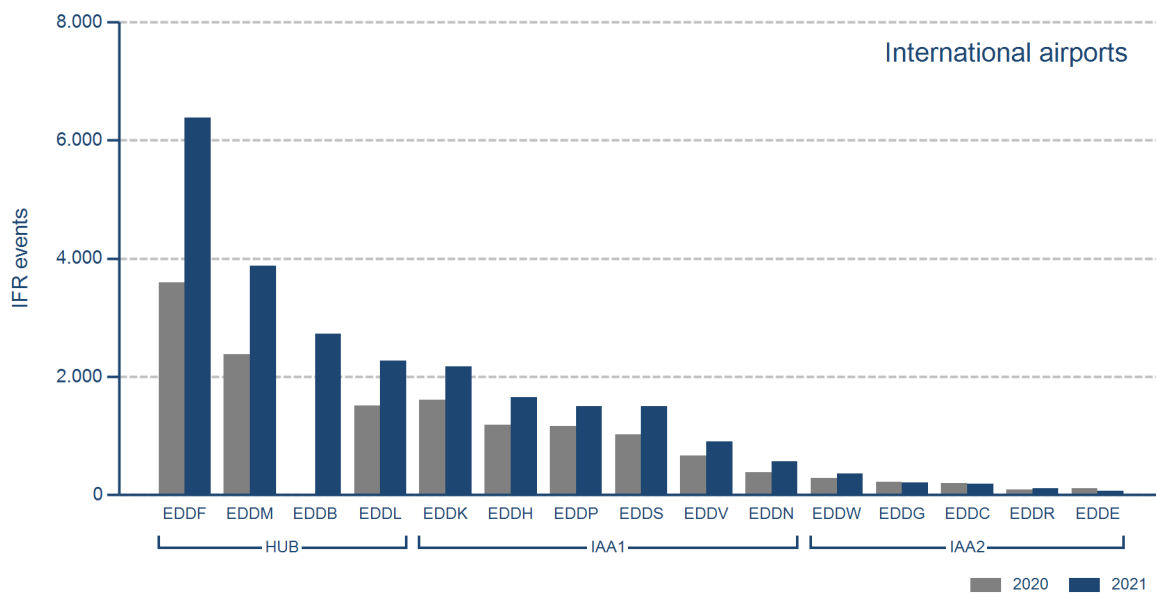
	HUB	IAA1	IAA2
Week 30	15.263	8.273	919
Trend*	104,4%	4,4%	5,9%
Cumulated Weeks	243.793	147.682	15.543
Trend*	-13,0%	-39,3%	-35,5%

*Please note: Berlin-Schönefeld used to be listed as IAA1. Berlin-Brandenburg is listed as a HUB.

IFR flights at international German airports - in detail

IFR events (take-offs and landings) at the different international DFS towers in the Federal Republic of Germany.

	Week 30	Trend	Week 1 - 30	Trend
HUB				
EDDB Berlin-Brandenburg	2.726	OLC*	39.759	OLC*
EDDF Frankfurt/Main	6.390	77,9%	117.731	-11,7%
EDDL Düsseldorf	2.271	51,0%	31.184	-39,4%
EDDM München	3.876	63,3%	55.119	-42,3%
IAA1				
EDDH Hamburg	1.644	39,2%	24.863	-32,2%
EDDK Köln/Bonn	2.167	35,1%	41.967	-8,3%
EDDN Nürnberg	565	50,3%	7.937	-37,7%
EDDP Leipzig/Halle	1.501	29,1%	39.657	13,8%
EDDS Stuttgart	1.500	47,5%	20.753	-31,6%
EDDV Hannover	896	35,1%	12.505	-24,1%
IAA2				
EDDC Dresden	184	-3,7%	2.653	-49,3%
EDDE Erfurt/Weimar	64	-39,0%	1.598	-17,5%
EDDG Münster/Osnabrück	201	-5,6%	4.060	-31,4%
EDDR Saarbrücken	111	38,8%	1.579	-28,4%
EDDW Bremen	359	28,7%	5.653	-35,8%



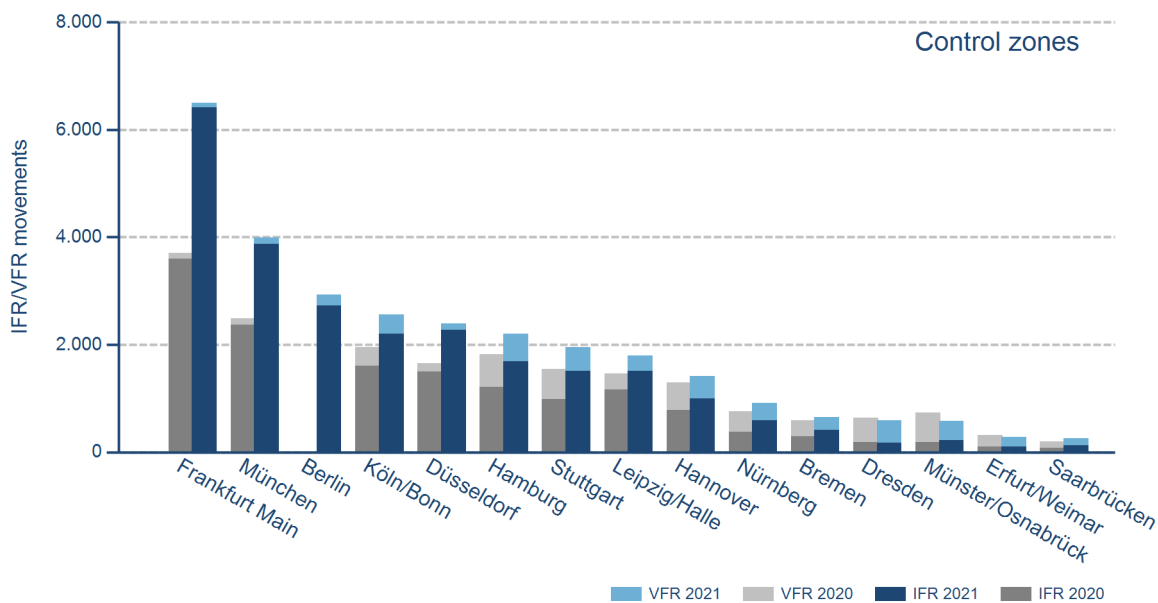
IFR/VFR flights in control zones of DFS towers

IFR/VFR movements (entries, exits, overflights and domestics) at the different control zones of international DFS towers.

	Week 30	Trend	Week 1 - 30	Trend
Berlin	2.928	OLC*	45.035	OLC*
Bremen	649	10,4%	12.878	-14,1%
Dresden	595	-6,7%	10.479	-11,6%
Düsseldorf	2.395	44,6%	35.865	-35,8%
Erfurt/Weimar	281	-10,2%	5.293	2,5%
Frankfurt Main	6.495	75,4%	121.491	-11,1%
Hamburg	2.200	20,9%	40.715	-18,6%
Hannover	1.418	9,6%	26.584	-5,7%
Köln/Bonn	2.564	31,1%	51.718	-3,0%
Leipzig/Halle	1.800	22,8%	47.253	13,4%
München	3.989	59,9%	58.551	-40,8%
Münster/Osnabrück	579	-20,8%	17.382	12,1%
Nürnberg	916	20,7%	16.405	-14,8%
Saarbrücken	262	35,8%	4.585	6,7%
Stuttgart	1.955	26,1%	31.211	-18,4%

Additional information:

Münster reported 112 glider movements for the current week, i.e. 5.652 glider movements for the cumulated year.



IFR flights at regional German airports - in detail

IFR events (take-offs and landings) at the different regional towers in the Federal Republic of Germany with control zone and barely any PPR.

	2021	2020	Trend
Week 30	2.838	2.581	10,0%
Cumulated Weeks	57.541	55.957	2,8%

	Week 30	Trend	Week 1 - 30	Trend
EDAH Heringsdorf	34	100,0%	307	-8,9%
EDFH Frankfurt-Hahn	300	25,5%	6.277	1,8%
EDFM Mannheim City	122	16,2%	2.624	1,9%
EDHL Lübeck-Blankensee	78	73,3%	1.681	64,2%
EDJA Memmingen	313	21,3%	4.765	-2,5%
EDLN Mönchengladbach	125	-21,9%	4.678	36,4%
EDLP Paderborn/Lippstadt	140	15,7%	3.056	6,6%
EDLV Niederrhein	176	58,6%	1.855	7,2%
EDLW Dortmund	503	26,4%	8.280	2,2%
EDMA Augsburg	200	0,5%	4.403	21,1%
EDNY Friedrichshafen	96	33,3%	1.805	-35,7%
EDOP Schwerin-Parchim	0	N/A	0	N/A
EDQM Hof-Plauen	37	-17,8%	782	0,9%
EDSB Karlsruhe/Baden-Baden	218	1,4%	4.318	-3,4%
EDTL Lahr	31	0,0%	741	22,7%
EDVE Braunschweig-Wolfsburg	85	-19,8%	2.849	-6,4%
EDVK Kassel-Calden	63	-45,7%	1.802	-12,1%
EDXW Sylt	189	-5,5%	3.025	21,0%
ETNL Laage	63	-3,1%	2.906	-9,0%
ETSI Ingolstadt/Manching	65	-16,7%	1.387	-21,2%

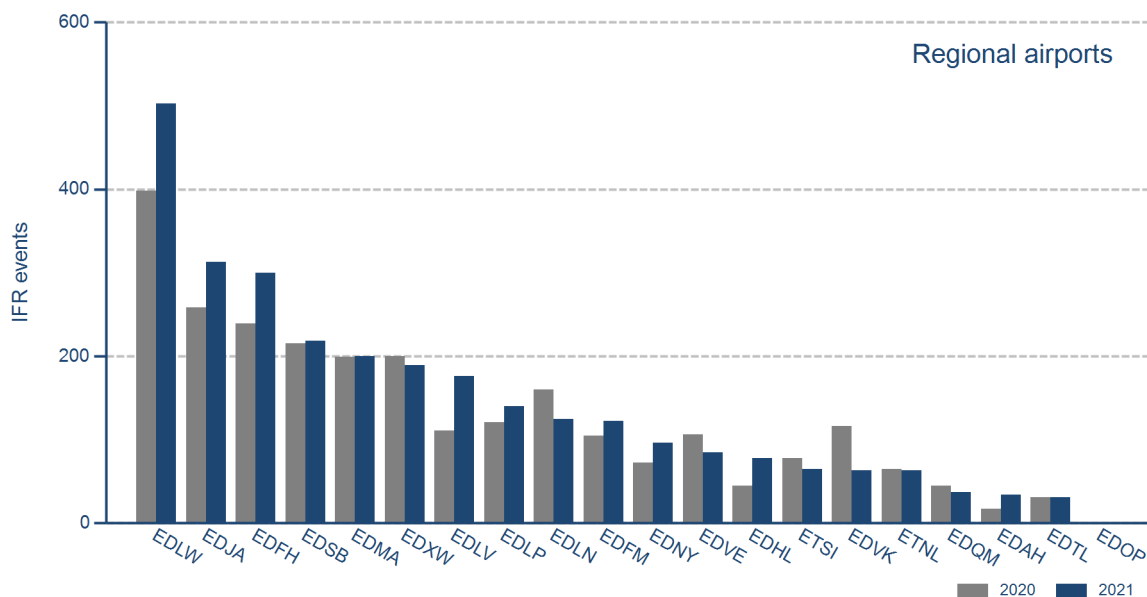
*The value is of limited conclusiveness (OLC).

OLC: Trend > 200%

Please note the airport Schwerin-Parchim (EDOP) is currently closed.

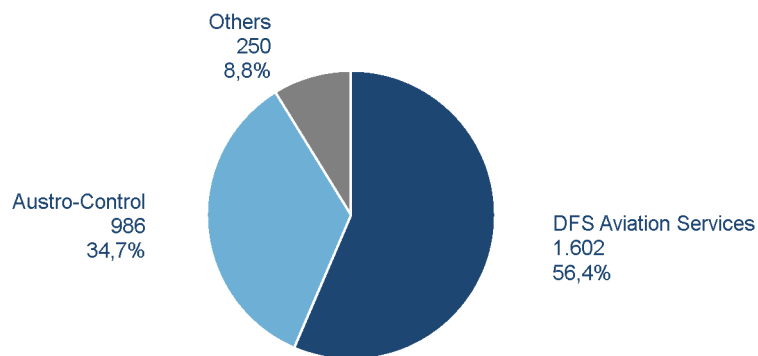
IFR flights at regional German airports - in detail

IFR events (take-offs and landings) at the different regional towers in the Federal Republic of Germany with control zone and barely any PPR.



IFR flights at regional German airports - air traffic service providers

Percentage of IFR events (take-offs and landings) at the regional towers in the Federal Republic of Germany differentiated between DFS Aviation Services, Austro Control and other providers.



- DFS Aviation Services: Dortmund (EDLW), Friedrichshafen (EDNY), Karlsruhe/Baden-Baden (EDSB), Lahr (EDTL), Magdeburg/Cochstedt (EDBC), Memmingen (EDJA), Mönchengladbach (EDLN), Niederrhein (EDLV), Paderborn/Lippstadt (EDLP)
- Austro Control: Augsburg (EDMA), Braunschweig-Wolfsburg (EDVE), Frankfurt-Hahn (EDFH), Heringsdorf (EDAH), Hof-Plauen (EDQM), Kassel-Calden (EDVK), Lübeck-Blankensee (EDHL), Schwerin-Parchim (EDOP), Sylt (EDXW)
- Others: Ingolstadt/Manching (ETSI), Laage (ETNL), Mannheim City (EDFM)

ATFM Arrival Delay

(Data Source: NM statistics, DFS LIZ)

ATFM Arrival Delay with reference to the relevant airport, in minutes per IFR arrival.

ATFM Arrival Delay:

sum of all arrival ATFM delay divided by the sum of all inbound flights for the particular traffic volume

Airports		ATC Delay [min/arrival]	non ATC Delay [min/arrival]	
	All Airports	0	0,1902	
EDDK	Köln/Bonn	0	1,6089	
EDDB	Berlin-Brandenburg	0	0,3554	
EDDP	Leipzig/Halle	0	0,1325	

Please note: The ATFM delay data are provided by NM statistics. Due to internal distribution of the ATFM delay, data are modified by OX/OP. The inbound flight information is based on LIZ statistics.

All Airports means all international German airports: Berlin-Brandenburg (EDDB), Bremen (EDDW), Dresden (EDDC), Düsseldorf (EDDL), Erfurt/Weimar (EDDE), Frankfurt/Main (EDDF), Hamburg (EDDH), Hannover (EDDV), Köln/Bonn (EDDK), Leipzig/Halle (EDDP), München (EDDM), Münster/Osnabrück (EDDG), Nürnberg (EDDN), Saarbrücken (EDDR), Stuttgart (EDDS)