



LIZ Bulletin

Week 28

DFS Situation and Information Centre

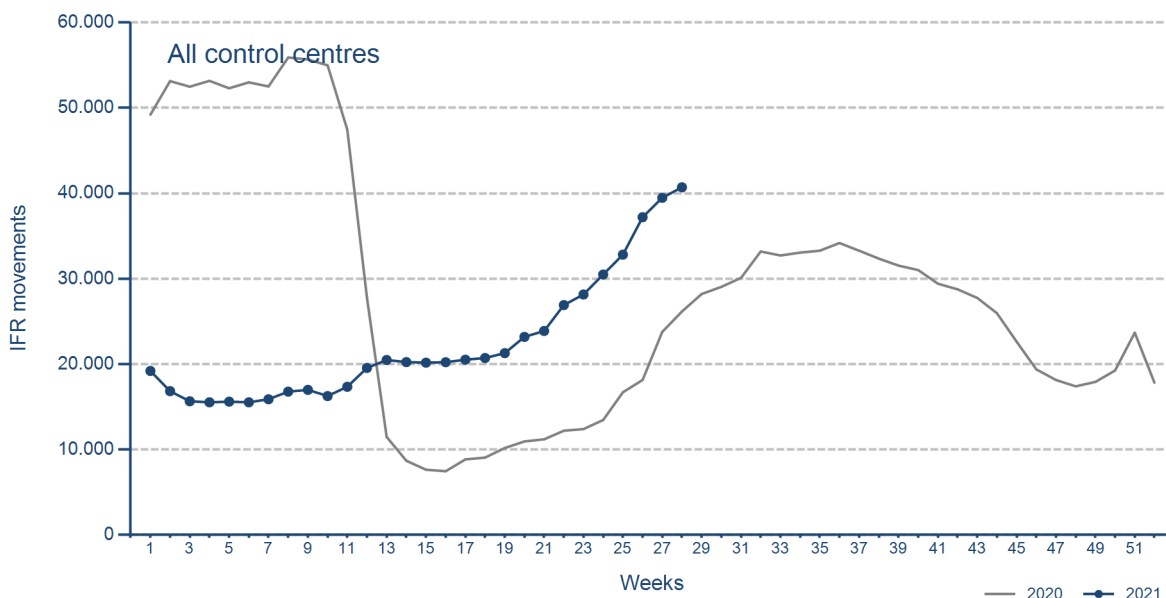
12 JUL 2021 - 18 JUL 2021

Version 02.08.2021

IFR flights in the Federal Republic of Germany

IFR movements (entries, exits, overflights and domestics) in all control sectors with a German designator.

	2021	2020	Trend
Week 28	40.700	26.150	55,6%
Cumulated Weeks	627.237	815.612	-23,1%

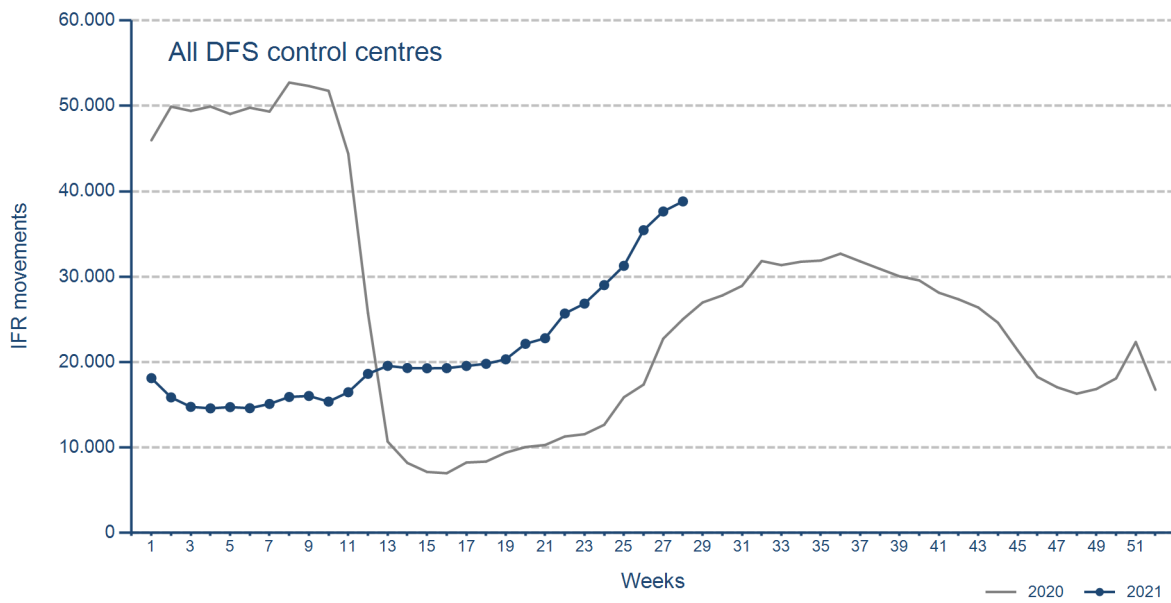


Please note: This count covers the traffic in the area built by all control sectors with a German designator („ED“), regardless of the service provider, including civil and military traffic in sectors controlled by DFS and Maastricht UAC (Maastricht-Hannover sectors). The area counted is composed of modular control sectors designed for ATC purposes with partly cross border structures and is therefore not identical to the political border of the Federal Republic of Germany or the national Flight Information Region (FIR).

IFR flights controlled by DFS

IFR movements (entries, exits, overflights and domestics) in control sectors controlled by DFS.

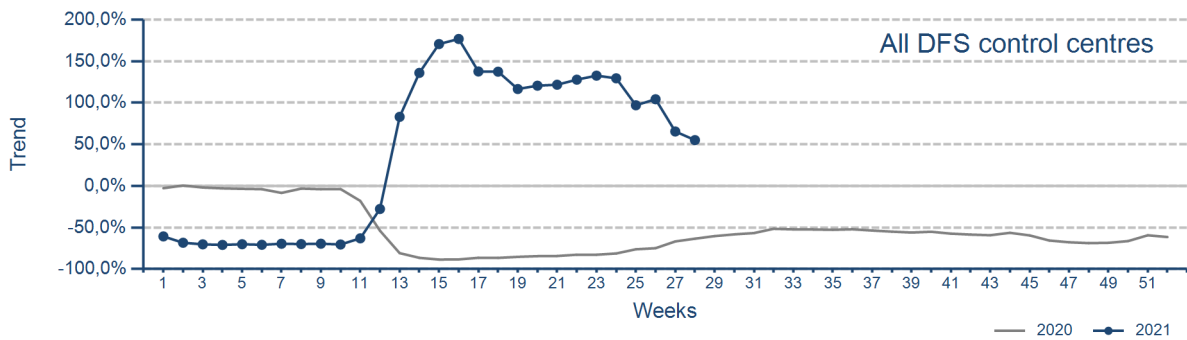
	2021	2020	Trend
Week 28	38.812	25.014	55,2%
Cumulated Weeks	596.624	765.945	-22,1%



Please note: This count covers the traffic in the area built by control sectors of DFS control centres, including civil and military traffic. Traffic in Maastricht UAC (Maastricht-Hannover sectors) is not counted.

IFR flights controlled by DFS - trend

Trend in the number of IFR movements (entries, exits, overflights and domestics) in control sectors controlled by DFS.

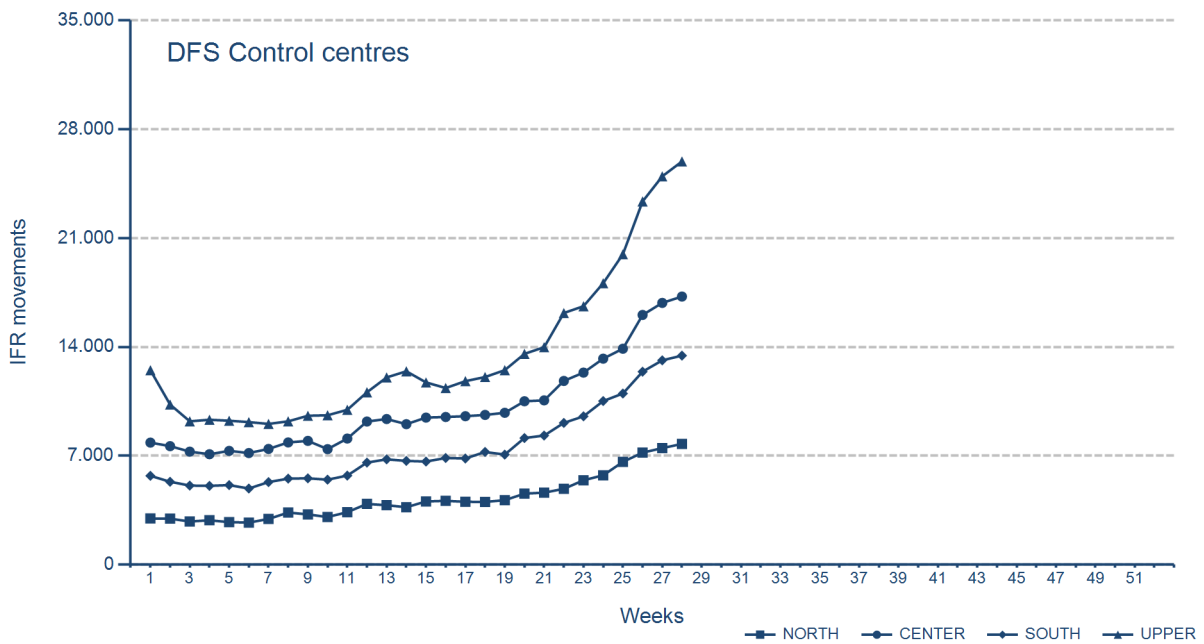


IFR flights controlled by DFS - in detail

IFR movements (entries, exits, overflights and domestics) controlled by DFS at the different control centres.

	NORTH	CENTER	SOUTH	UPPER
Week 28	7.766	17.237	13.442	25.919
Trend	43,7%	49,5%	50,5%	67,8%
Cumulated Weeks	119.179	281.139	209.115	374.789
Trend	-27,7%	-17,5%	-26,8%	-19,1%

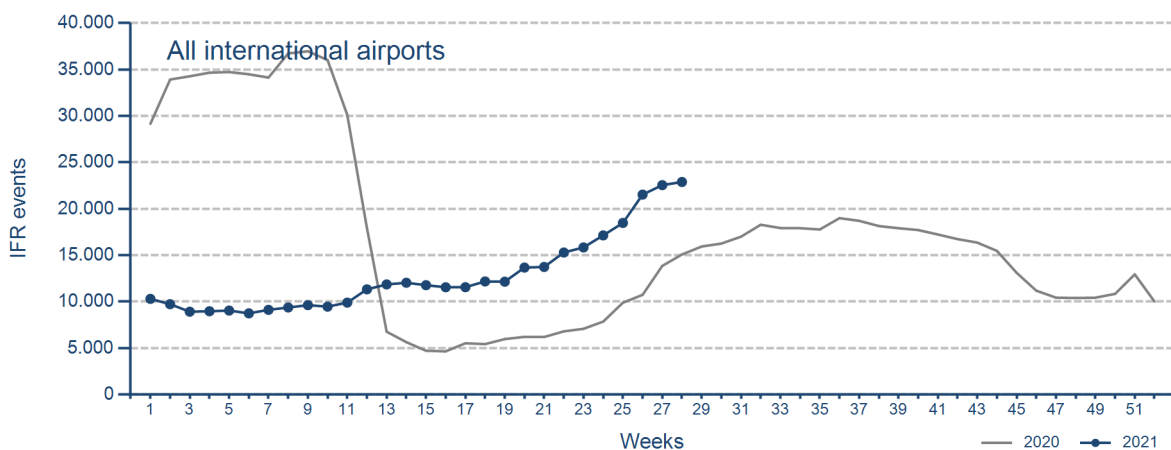
Please note: The trend numbers compare counts of the airspaces in their current configuration to the count of the same airspace in 2020.



IFR flights at international German airports

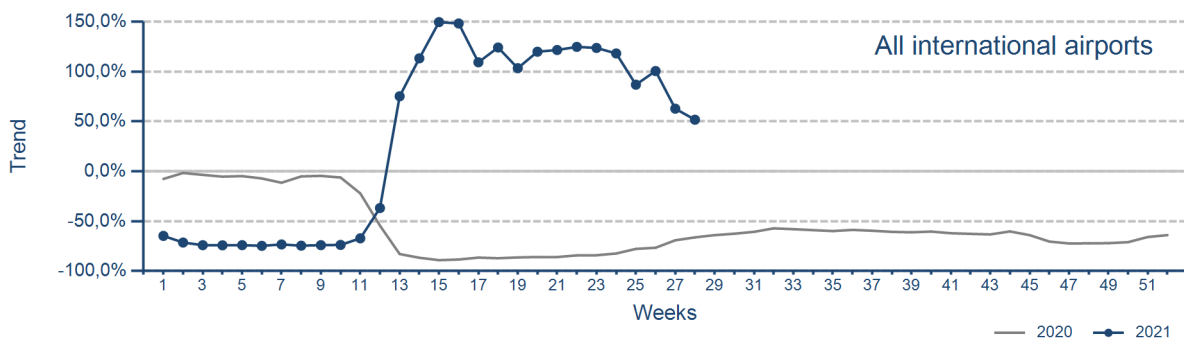
IFR events (take-offs and landings) at the international DFS towers in the Federal Republic of Germany.

	2021	2020	Trend
Week 28	22.890	15.085	51,7%
Cumulated Weeks	358.872	515.540	-30,4%



IFR flights at international German airports - trend

Trend in the number of IFR events (take-offs and landings) at the international DFS towers in the Federal Republic of Germany.



IFR flights at international German airports - airport category

IFR events (take-offs and landings) at the international DFS towers in the Federal Republic of Germany differentiated by Hub Gateways (HUB), International Access Airports 1 (IAA1) and International Access Airports 2 (IAA2).

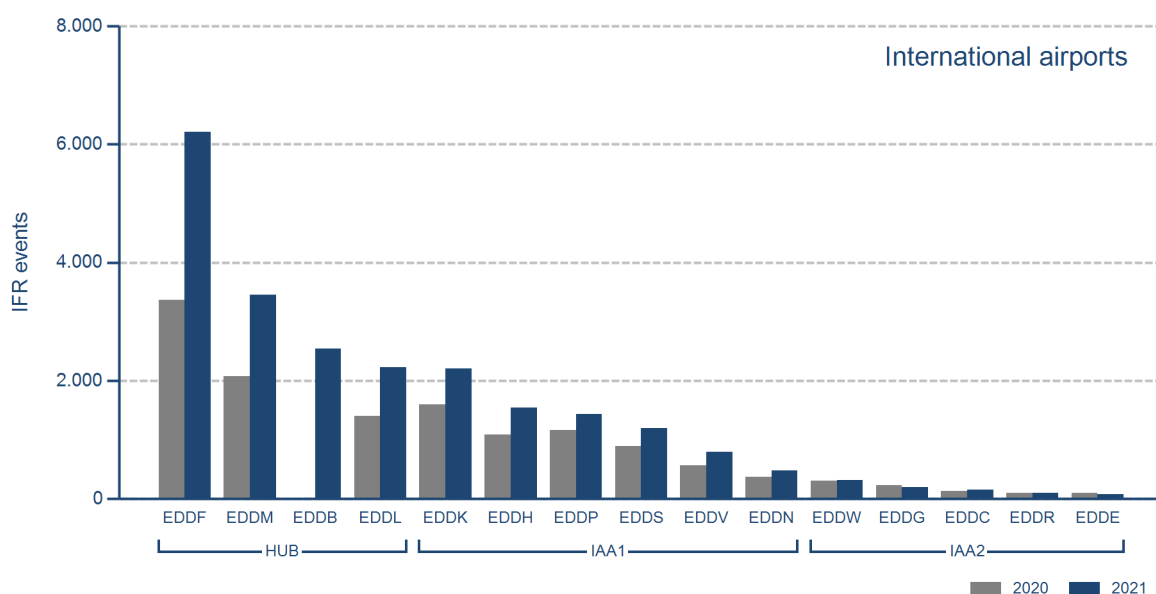
	HUB	IAA1	IAA2
Week 28	14.430	7.634	826
Trend*	110,9%	3,3%	-2,9%
Cumulated Weeks	213.709	131.506	13.657
Trend*	-19,5%	-42,2%	-38,8%

*Please note: Berlin-Schönefeld used to be listed as IAA1. Berlin-Brandenburg is listed as a HUB.

IFR flights at international German airports - in detail

IFR events (take-offs and landings) at the different international DFS towers in the Federal Republic of Germany.

	Week 28	Trend	Week 1 - 28	Trend
HUB				
EDDB Berlin-Brandenburg	2.536	N/A	34.422	N/A
EDDF Frankfurt/Main	6.211	84,5%	104.971	-16,9%
EDDL Düsseldorf	2.227	59,0%	26.661	-45,0%
EDDM München	3.456	66,6%	47.655	-47,5%
IAA1				
EDDH Hamburg	1.539	42,0%	21.618	-37,0%
EDDK Köln/Bonn	2.200	37,8%	37.614	-11,7%
EDDN Nürnberg	479	31,6%	6.848	-43,0%
EDDP Leipzig/Halle	1.432	23,3%	36.680	12,8%
EDDS Stuttgart	1.195	34,6%	18.025	-36,4%
EDDV Hannover	789	40,1%	10.721	-29,1%
IAA2				
EDDC Dresden	146	12,3%	2.267	-53,5%
EDDE Erfurt/Weimar	69	-31,0%	1.441	-17,1%
EDDG Münster/Osnabrück	197	-11,3%	3.635	-33,6%
EDDR Saarbrücken	97	3,2%	1.371	-32,7%
EDDW Bremen	317	3,9%	4.943	-39,6%



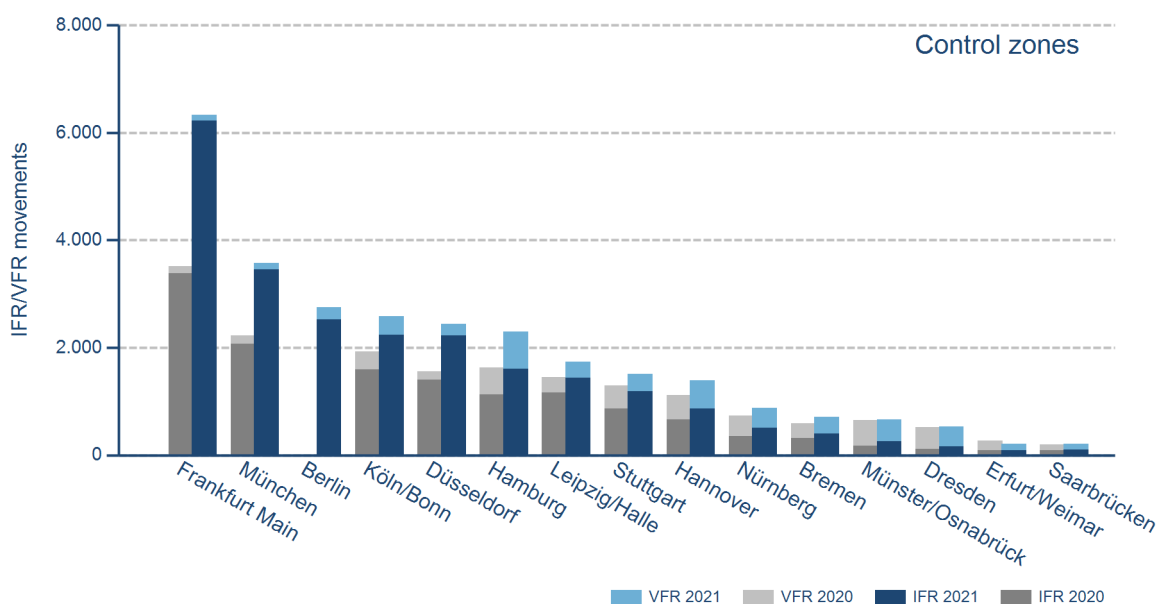
IFR/VFR flights in control zones of DFS towers

IFR/VFR movements (entries, exits, overflights and domestics) at the different control zones of international DFS towers.

	Week 28	Trend	Week 1 - 28	Trend
Berlin	2.749	N/A	39.311	N/A
Bremen	712	20,9%	11.505	-15,8%
Dresden	527	2,5%	9.216	-13,4%
Düsseldorf	2.447	56,9%	31.004	-41,0%
Erfurt/Weimar	211	-21,0%	4.697	2,8%
Frankfurt Main	6.333	80,0%	108.483	-16,1%
Hamburg	2.294	40,4%	36.152	-21,9%
Hannover	1.393	24,9%	23.625	-7,4%
Köln/Bonn	2.589	34,6%	46.520	-5,9%
Leipzig/Halle	1.737	19,5%	43.609	12,6%
München	3.577	60,4%	50.807	-45,9%
Münster/Osnabrück	662	1,2%	15.902	13,7%
Nürnberg	881	19,2%	14.467	-18,6%
Saarbrücken	211	7,7%	4.090	5,1%
Stuttgart	1.512	16,4%	27.495	-22,0%

Additional information:

Münster reported 236 glider movements for the current week, i.e. 5.388 glider movements for the cumulated year.



IFR flights at regional German airports - in detail

IFR events (take-offs and landings) at the different regional towers in the Federal Republic of Germany with control zone and barely any PPR.

	2021	2020	Trend
Week 28	2.894	2.508	15,4%
Cumulated Weeks	51.778	50.681	2,2%

	Week 28	Trend	Week 1 - 28	Trend
EDAH Heringsdorf	18	OLC*	255	-15,3%
EDFH Frankfurt-Hahn	331	57,6%	5.656	-0,6%
EDFM Mannheim City	115	-10,9%	2.414	2,9%
EDHL Lübeck-Blankensee	70	29,6%	1.534	66,7%
EDJA Memmingen	275	5,4%	4.146	-4,8%
EDLN Mönchengladbach	171	5,6%	4.413	42,7%
EDLP Paderborn/Lippstadt	153	70,0%	2.755	4,7%
EDLV Niederrhein	190	95,9%	1.501	-1,1%
EDLW Dortmund	484	22,2%	7.251	-0,2%
EDMA Augsburg	182	-10,8%	4.037	27,3%
EDNY Friedrichshafen	104	19,5%	1.606	-39,4%
EDOP Schwerin-Parchim	0	N/A	0	N/A
EDQM Hof-Plauen	32	-25,6%	694	1,9%
EDSB Karlsruhe/Baden-Baden	205	-8,5%	3.879	-4,5%
EDTL Lahr	39	30,0%	681	28,0%
EDVE Braunschweig-Wolfsburg	126	27,3%	2.634	-6,8%
EDVK Kassel-Calden	94	-13,0%	1.668	-10,2%
EDXW Sylt	194	19,8%	2.642	24,3%
ETNL Laage	44	-59,3%	2.755	-9,5%
ETSI Ingolstadt/Manching	67	67,5%	1.257	-21,4%

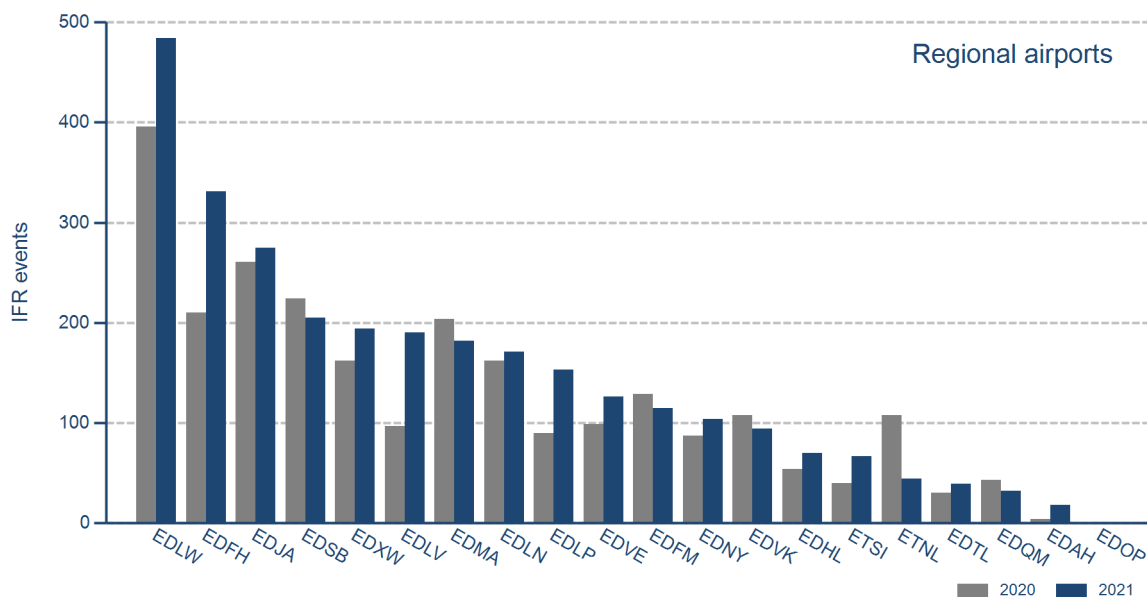
*The value is of limited conclusiveness (OLC).

OLC: Trend > 200%

Please note the airport Schwerin-Parchim (EDOP) is currently closed.

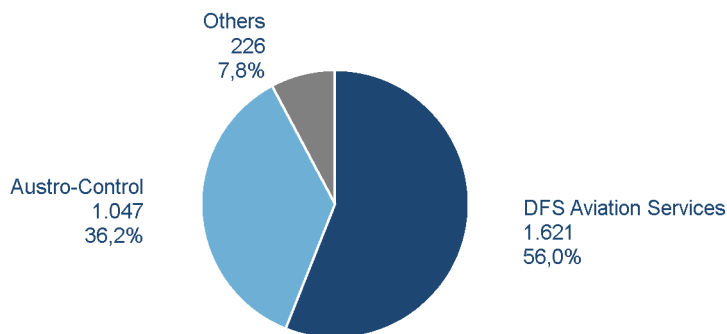
IFR flights at regional German airports - in detail

IFR events (take-offs and landings) at the different regional towers in the Federal Republic of Germany with control zone and barely any PPR.



IFR flights at regional German airports - air traffic service providers

Percentage of IFR events (take-offs and landings) at the regional towers in the Federal Republic of Germany differentiated between DFS Aviation Services, Austro Control and other providers.



- DFS Aviation Services: Dortmund (EDLW), Friedrichshafen (EDNY), Karlsruhe/Baden-Baden (EDSB), Lahr (EDTL), Magdeburg/Cochstedt (EDBC), Memmingen (EDJA), Mönchengladbach (EDLN), Niederrhein (EDLV), Paderborn/Lippstadt (EDLP)
- Austro Control: Augsburg (EDMA), Braunschweig-Wolfsburg (EDVE), Frankfurt-Hahn (EDFH), Heringsdorf (EDAH), Hof-Plauen (EDQM), Kassel-Calden (EDVK), Lübeck-Blankensee (EDHL), Schwerin-Parchim (EDOP), Sylt (EDXW)
- Others: Ingolstadt/Manching (ETSI), Laage (ETNL), Mannheim City (EDFM)

ATFM Arrival Delay

(Data Source: NM statistics, DFS LIZ)

ATFM Arrival Delay with reference to the relevant airport, in minutes per IFR arrival.

ATFM Arrival Delay:

sum of all arrival ATFM delay divided by the sum of all inbound flights for the particular traffic volume

Airports		ATC Delay [min/arrival]	non ATC Delay [min/arrival]	
	All Airports	0,0010	0,3740	
EDDP	Leipzig/Halle	0	2,0543	
EDDK	Köln/Bonn	0	1,0135	
EDDM	München	0	0,7604	
EDDF	Frankfurt/Main	0	0,1176	
EDDL	Düsseldorf	0,0099	0	

Please note: The ATFM delay data are provided by NM statistics. Due to internal distribution of the ATFM delay, data are modified by OX/OP. The inbound flight information is based on LIZ statistics.

All Airports means all international German airports: Berlin-Brandenburg (EDDB), Bremen (EDDW), Dresden (EDDC), Düsseldorf (EDDL), Erfurt/Weimar (EDDE), Frankfurt/Main (EDDF), Hamburg (EDDH), Hannover (EDDV), Köln/Bonn (EDDK), Leipzig/Halle (EDDP), München (EDDM), Münster/Osnabrück (EDDG), Nürnberg (EDDN), Saarbrücken (EDDR), Stuttgart (EDDS)