



LIZ Bulletin

Week 24

DFS Situation and Information Centre

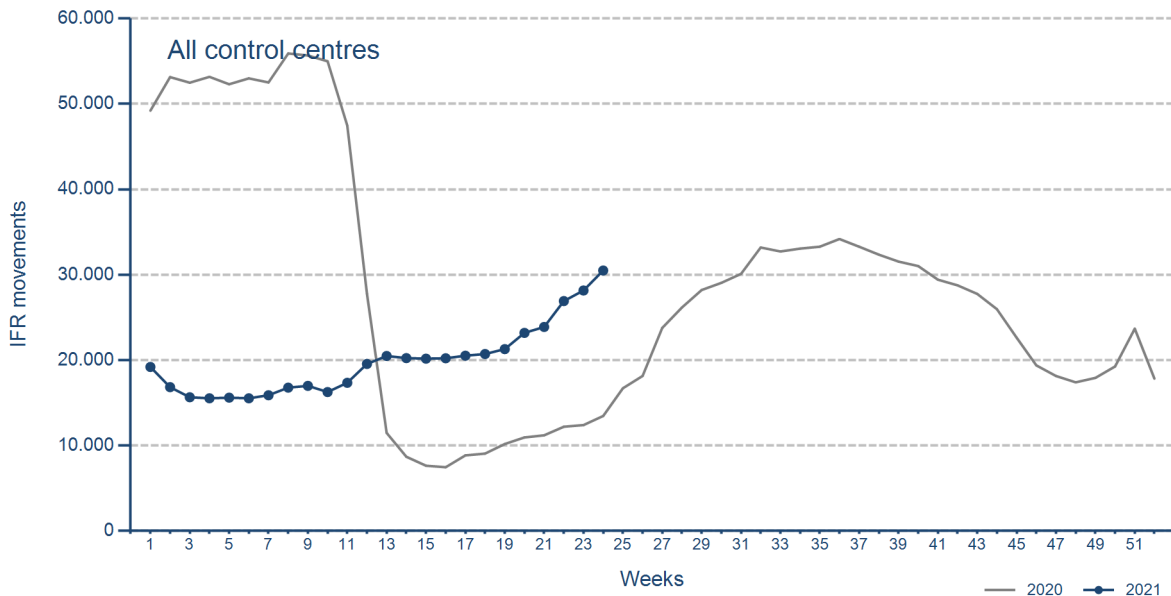
14 JUN 2021 - 20 JUN 2021

Version 24.06.2021

IFR flights in the Federal Republic of Germany

IFR movements (entries, exits, overflights and domestics) in all control sectors with a German designator.

	2021	2020	Trend
Week 24	30.483	13.441	126,8%
Cumulated Weeks	477.049	730.889	-34,7%

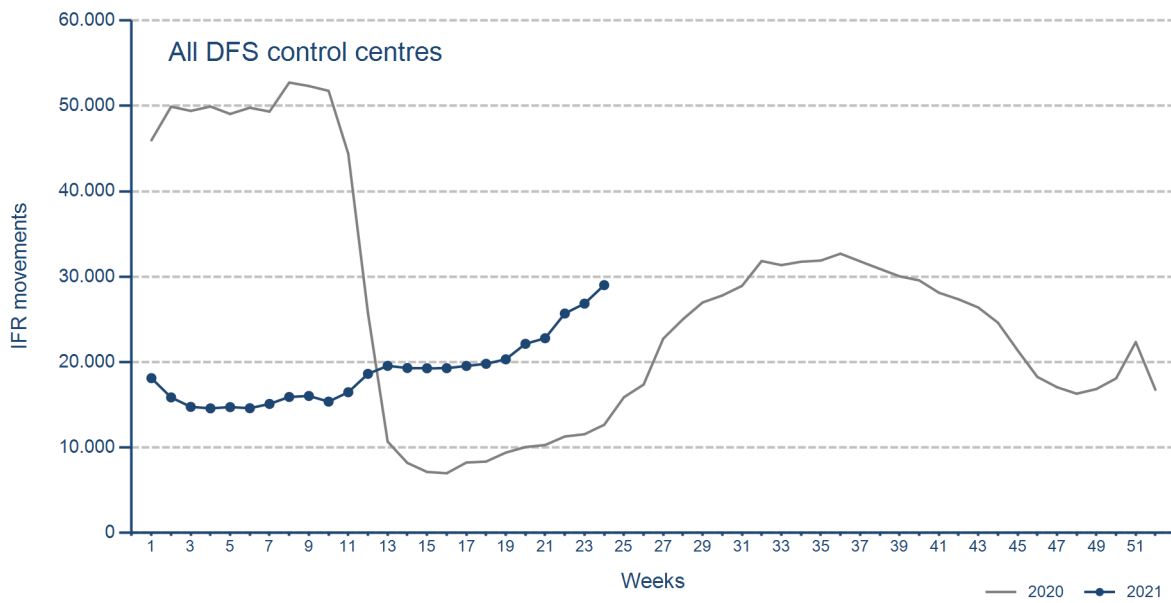


Please note: This count covers the traffic in the area build by all control sectors with a German designator („ED“), regardless of the service provider, including civil and military traffic in sectors controlled by DFS and Maastricht UAC (Maastricht-Hannover sectors). The area counted is composed of modular control sectors designed for ATC purposes with partly cross border structures and is therefore not identical to the political border of the Federal Republic of Germany or the national Flight Information Region (FIR).

IFR flights controlled by DFS

IFR movements (entries, exits, overflights and domestics) in control sectors controlled by DFS.

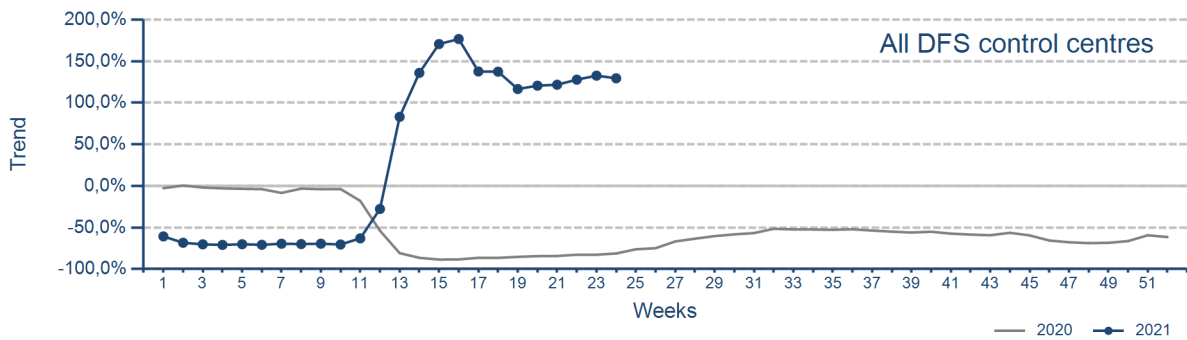
	2021	2020	Trend
Week 24	29.009	12.642	129,5%
Cumulated Weeks	453.463	684.976	-33,8%



Please note: This count covers the traffic in the area built by control sectors of DFS control centres, including civil and military traffic. Traffic in Maastricht UAC (Maastricht-Hannover sectors) is not counted.

IFR flights controlled by DFS - trend

Trend in the number of IFR movements (entries, exits, overflights and domestics) in control sectors controlled by DFS.

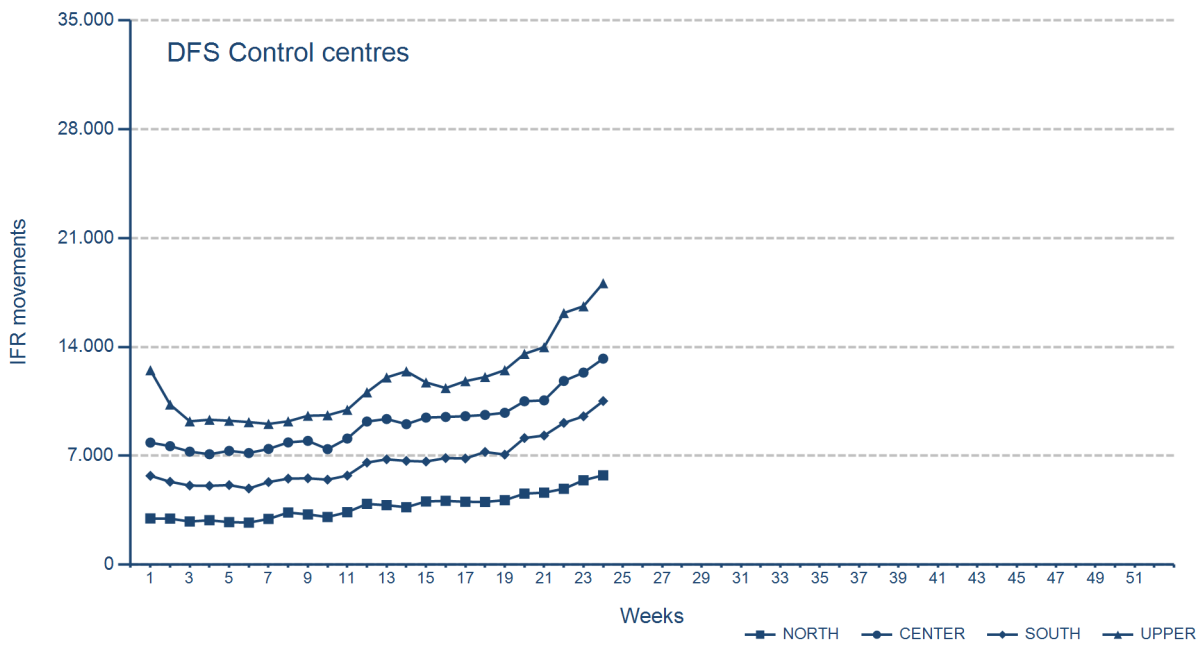


IFR flights controlled by DFS - in detail

IFR movements (entries, exits, overflights and domestics) controlled by DFS at the different control centres.

	NORTH	CENTER	SOUTH	UPPER
Week 24	5.749	13.246	10.522	18.095
Trend	84,4%	103,5%	138,9%	161,0%
Cumulated Weeks	90.097	217.140	159.117	280.601
Trend	-38,5%	-28,1%	-37,8%	-32,4%

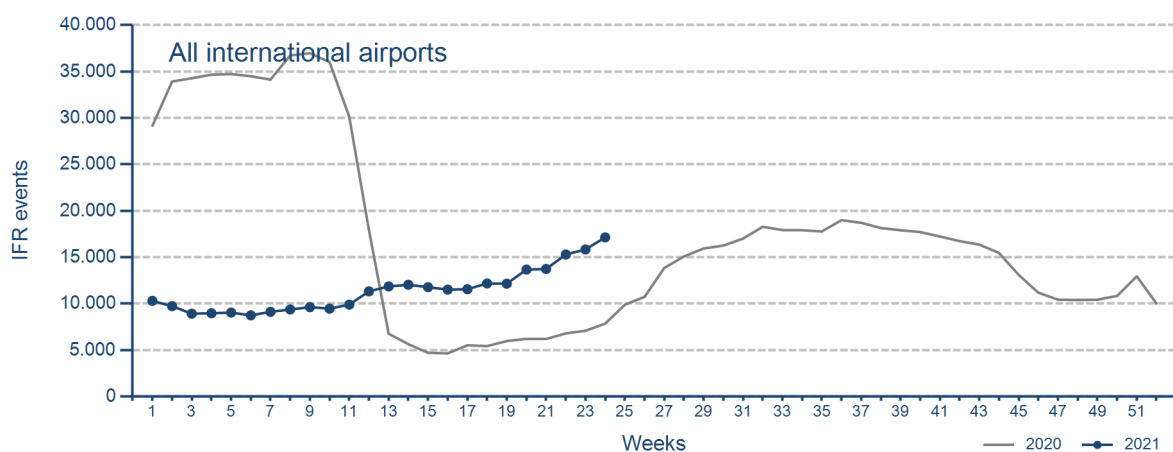
Please note: The trend numbers compare counts of the airspaces in their current configuration to the count of the same airspace in 2020.



IFR flights at international German airports

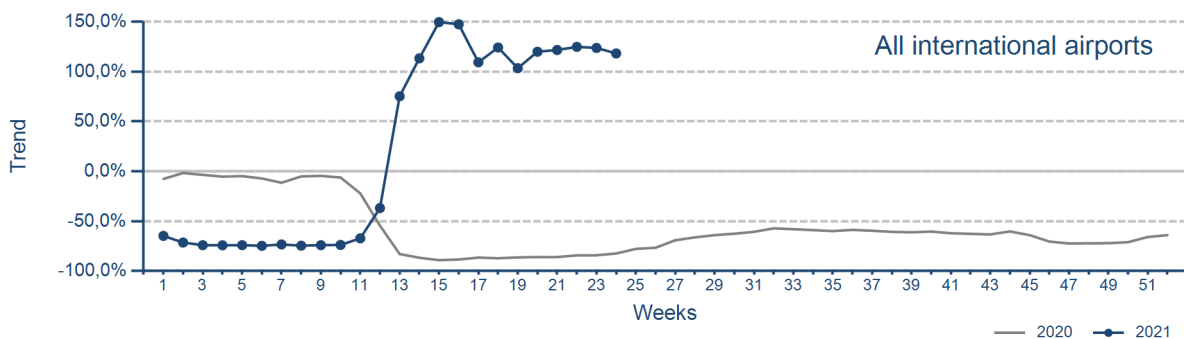
IFR events (take-offs and landings) at the international DFS towers in the Federal Republic of Germany.

	2021	2020	Trend
Week 24	17.140	7.858	118,1%
Cumulated Weeks	273.382	465.969	-41,3%



IFR flights at international German airports - trend

Trend in the number of IFR events (take-offs and landings) at the international DFS towers in the Federal Republic of Germany.



IFR flights at international German airports - airport category

IFR events (take-offs and landings) at the international DFS towers in the Federal Republic of Germany differentiated by Hub Gateways (HUB), International Access Airports 1 (IAA1) and International Access Airports 2 (IAA2).

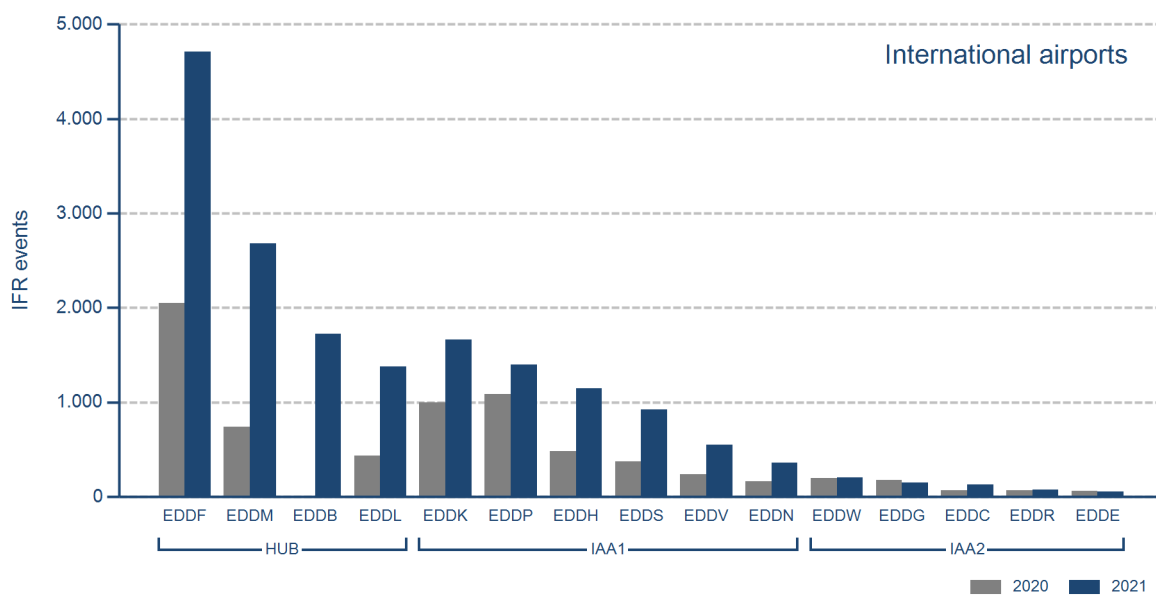
	HUB	IAA1	IAA2
Week 24	10.492	6.037	611
Trend*	OLC*	48,4%	8,5%
Cumulated Weeks	160.424	102.453	10.505
Trend*	-34,1%	-49,6%	-45,9%

*Please note: Berlin-Schönefeld used to be listed as IAA1. Berlin-Brandenburg is listed as a HUB.

IFR flights at international German airports - in detail

IFR events (take-offs and landings) at the different international DFS towers in the Federal Republic of Germany.

	Week 24	Trend	Week 1 - 24	Trend
HUB				
EDDB Berlin-Brandenburg	1.724	N/A	24.808	N/A
EDDF Frankfurt/Main	4.713	129,7%	82.168	-28,6%
EDDL Düsseldorf	1.377	OLC*	18.616	-57,8%
EDDM München	2.678	OLC*	34.832	-58,6%
IAA1				
EDDH Hamburg	1.149	138,9%	15.718	-48,9%
EDDK Köln/Bonn	1.660	66,5%	29.307	-21,2%
EDDN Nürnberg	358	125,2%	5.106	-52,7%
EDDP Leipzig/Halle	1.399	29,1%	30.910	10,3%
EDDS Stuttgart	920	147,3%	13.567	-46,9%
EDDV Hannover	551	132,5%	7.845	-41,4%
IAA2				
EDDC Dresden	127	89,6%	1.668	-62,7%
EDDE Erfurt/Weimar	54	-8,5%	1.205	-16,0%
EDDG Münster/Osnabrück	151	-15,2%	2.808	-40,2%
EDDR Saarbrücken	76	15,2%	1.029	-39,3%
EDDW Bremen	203	5,2%	3.795	-46,9%



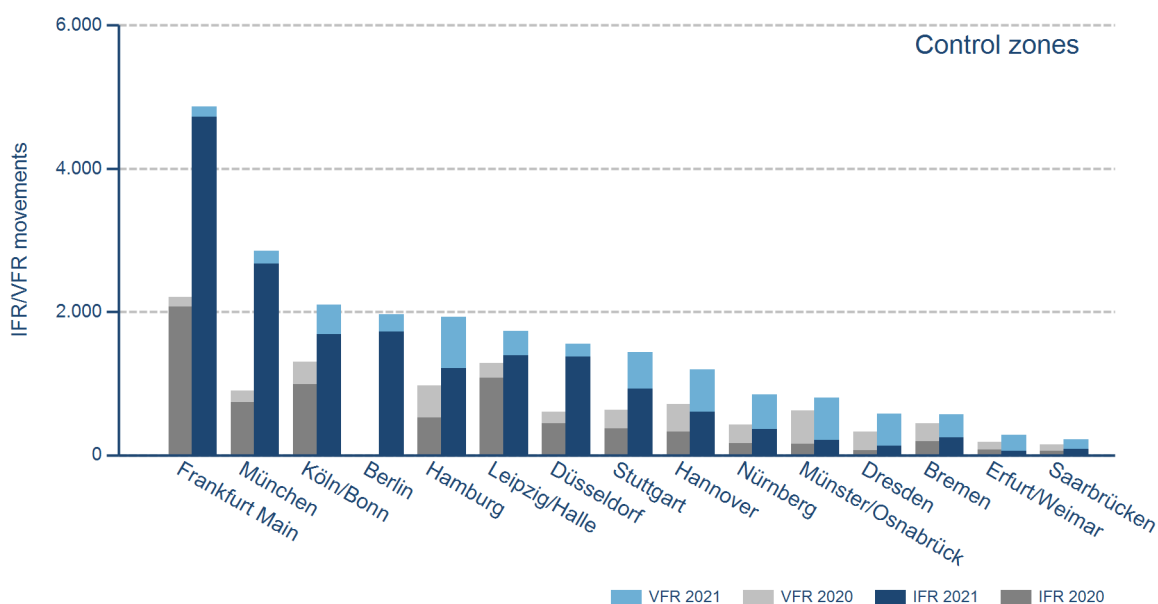
IFR/VFR flights in control zones of DFS towers

IFR/VFR movements (entries, exits, overflights and domestics) at the different control zones of international DFS towers.

	Week 24	Trend	Week 1 - 24	Trend
Berlin	1.964	N/A	28.950	N/A
Bremen	570	29,0%	9.094	-21,0%
Dresden	575	76,4%	7.310	-16,8%
Düsseldorf	1.551	156,4%	22.227	-53,1%
Erfurt/Weimar	285	55,7%	3.897	7,1%
Frankfurt Main	4.867	120,5%	85.270	-27,4%
Hamburg	1.930	98,6%	27.452	-31,8%
Hannover	1.198	67,6%	18.640	-14,3%
Köln/Bonn	2.096	60,6%	36.771	-14,0%
Leipzig/Halle	1.736	34,9%	36.631	10,8%
München	2.856	OLC*	37.465	-56,8%
Münster/Osnabrück	799	28,9%	13.078	15,1%
Nürnberg	844	97,2%	11.373	-25,2%
Saarbrücken	221	49,3%	3.221	3,9%
Stuttgart	1.436	125,8%	21.571	-30,2%

Additional information:

Münster reported 326 glider movements for the current week, i.e. 4.134 glider movements for the cumulated year.



IFR flights at regional German airports - in detail

IFR events (take-offs and landings) at the different regional towers in the Federal Republic of Germany with control zone and barely any PPR.

	2021	2020	Trend
Week 24	2.564	1.733	48,0%
Cumulated Weeks	40.754	41.669	-2,2%

	Week 24	Trend	Week 1 - 24	Trend
EDAH Heringsdorf	8	-20,0%	196	-22,8%
EDFH Frankfurt-Hahn	262	26,0%	4.436	-9,0%
EDFM Mannheim City	99	-17,5%	1.998	6,4%
EDHL Lübeck-Blankensee	75	82,9%	1.290	81,9%
EDJA Memmingen	236	129,1%	3.105	-13,0%
EDLN Mönchengladbach	166	23,9%	3.711	53,4%
EDLP Paderborn/Lippstadt	131	122,0%	2.164	-7,2%
EDLV Niederrhein	129	OLC*	834	-36,3%
EDLW Dortmund	441	146,4%	5.340	-10,6%
EDMA Augsburg	181	33,1%	3.339	41,2%
EDNY Friedrichshafen	81	50,0%	1.286	-44,8%
EDOP Schwerin-Parchim	0	N/A	0	N/A
EDQM Hof-Plauen	42	-8,7%	555	9,0%
EDSB Karlsruhe/Baden-Baden	219	90,4%	3.039	-8,7%
EDTL Lahr	17	-43,3%	547	31,8%
EDVE Braunschweig-Wolfsburg	118	0,9%	2.157	-11,0%
EDVK Kassel-Calden	44	-31,3%	1.330	-11,9%
EDXW Sylt	152	-20,0%	1.949	34,9%
ETNL Laage	75	-2,6%	2.438	-7,4%
ETSI Ingolstadt/Manching	88	100,0%	1.040	-25,5%

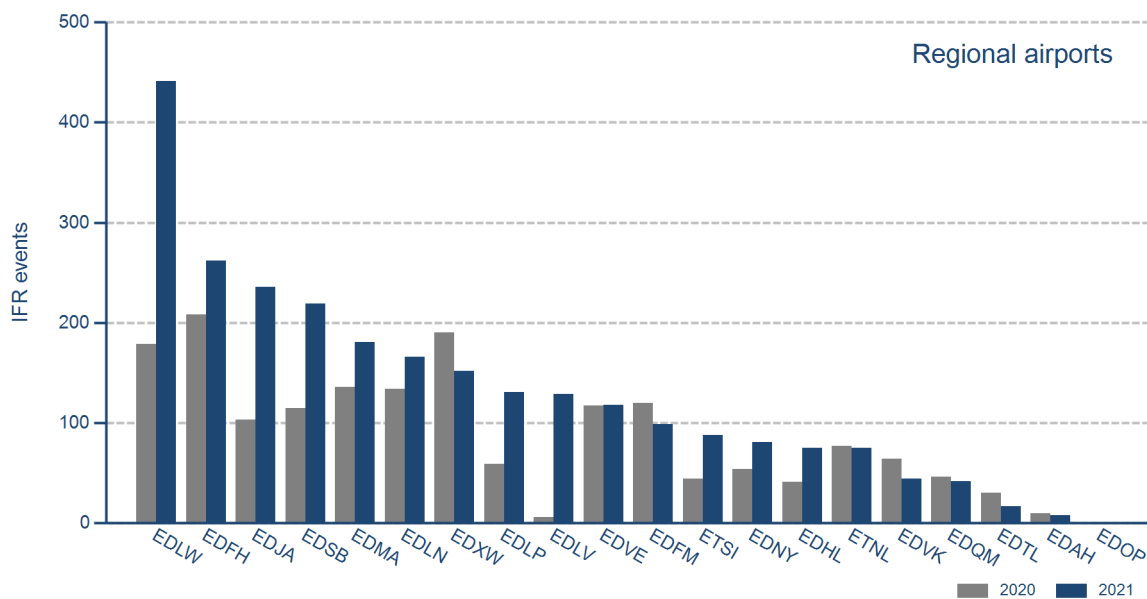
*The value is of limited conclusiveness (OLC).

OLC: Trend > 200%

Please note the airport Schwerin-Parchim (EDOP) is currently closed.

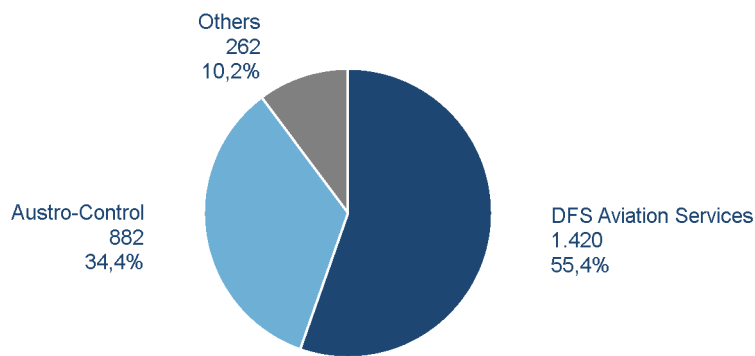
IFR flights at regional German airports - in detail

IFR events (take-offs and landings) at the different regional towers in the Federal Republic of Germany with control zone and barely any PPR.



IFR flights at regional German airports - air traffic service providers

Percentage of IFR events (take-offs and landings) at the regional towers in the Federal Republic of Germany differentiated between DFS Aviation Services, Austro Control and other providers.



- DFS Aviation Services: Dortmund (EDLW), Friedrichshafen (EDNY), Karlsruhe/Baden-Baden (EDSB), Lahr (EDTL), Magdeburg/Cochstedt (EDBC), Memmingen (EDJA), Mönchengladbach (EDLN), Niederrhein (EDLV), Paderborn/Lippstadt (EDLP)
- Austro Control: Augsburg (EDMA), Braunschweig-Wolfsburg (EDVE), Frankfurt-Hahn (EDFH), Heringsdorf (EDAH), Hof-Plauen (EDQM), Kassel-Calden (EDVK), Lübeck-Blankensee (EDHL), Schwerin-Parchim (EDOP), Sylt (EDXW)
- Others: Ingolstadt/Manching (ETSI), Laage (ETNL), Mannheim City (EDFM)

ATFM Arrival Delay

(Data Source: NM statistics, DFS LIZ)

ATFM Arrival Delay with reference to the relevant airport, in minutes per IFR arrival.

ATFM Arrival Delay:

sum of all arrival ATFM delay divided by the sum of all inbound flights for the particular traffic volume

Airports		ATC Delay [min/arrival]	non ATC Delay [min/arrival]	
	All Airports	0	0,0608	
EDDK	Köln/Bonn	0	0,4742	
EDDP	Leipzig/Halle	0	0,1785	

Please note: The ATFM delay data are provided by NM statistics. Due to internal distribution of the ATFM delay, data are modified by OX/OP. The inbound flight information is based on LIZ statistics.

All Airports means all international German airports: Berlin-Brandenburg (EDDB), Bremen (EDDW), Dresden (EDDC), Düsseldorf (EDDL), Erfurt/Weimar (EDDE), Frankfurt/Main (EDDF), Hamburg (EDDH), Hannover (EDDV), Köln/Bonn (EDDK), Leipzig/Halle (EDDP), München (EDDM), Münster/Osnabrück (EDDG), Nürnberg (EDDN), Saarbrücken (EDDR), Stuttgart (EDDS)