



LIZ Bulletin

Week 22

DFS Situation and Information Centre

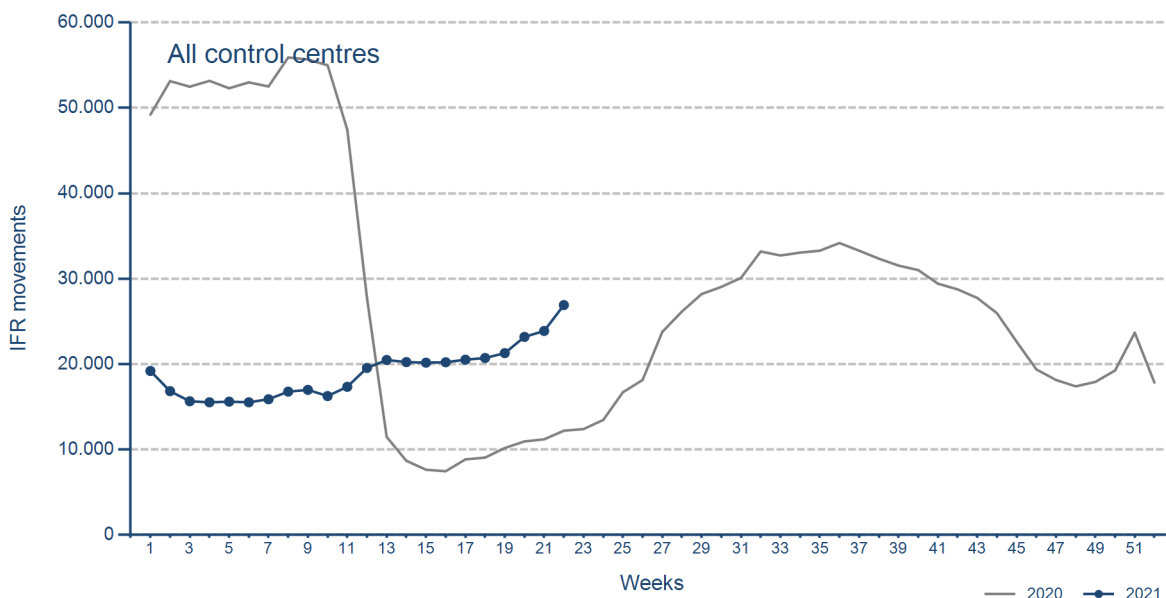
31 MAY 2021 - 6 JUN 2021

Version 09.06.2021

IFR flights in the Federal Republic of Germany

IFR movements (entries, exits, overflights and domestics) in all control sectors with a German designator.

	2021	2020	Trend
Week 22	26.902	12.181	120,9%
Cumulated Weeks	418.422	705.071	-40,7%

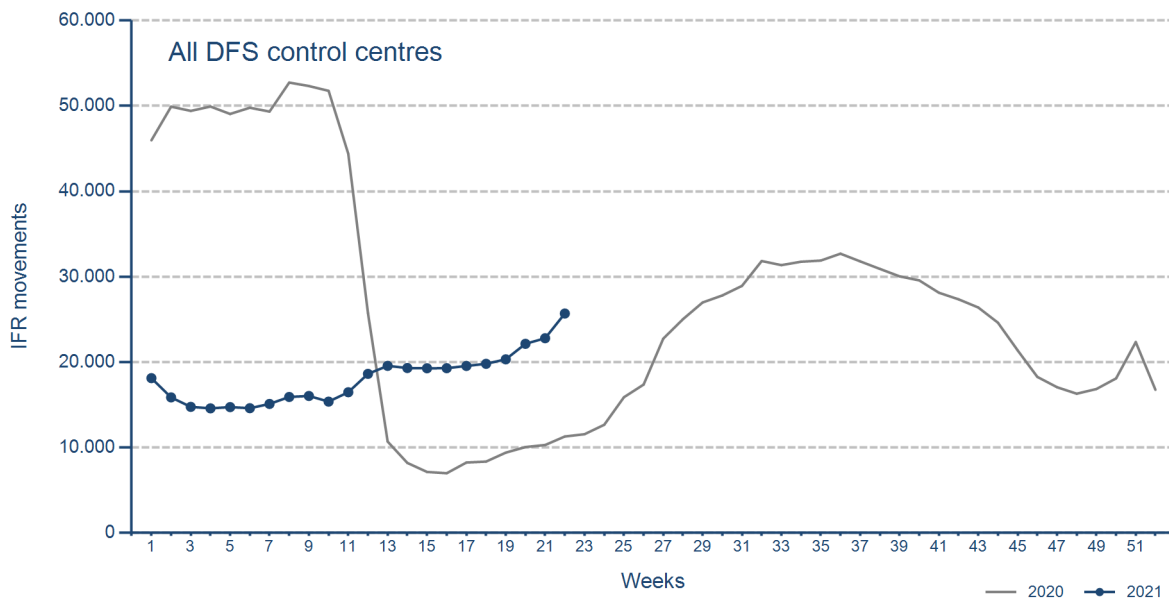


Please note: This count covers the traffic in the area build by all control sectors with a German designator („ED“), regardless of the service provider, including civil and military traffic in sectors controlled by DFS and Maastricht UAC (Maastricht-Hannover sectors). The area counted is composed of modular control sectors designed for ATC purposes with partly cross border structures and is therefore not identical to the political border of the Federal Republic of Germany or the national Flight Information Region (FIR).

IFR flights controlled by DFS

IFR movements (entries, exits, overflights and domestics) in control sectors controlled by DFS.

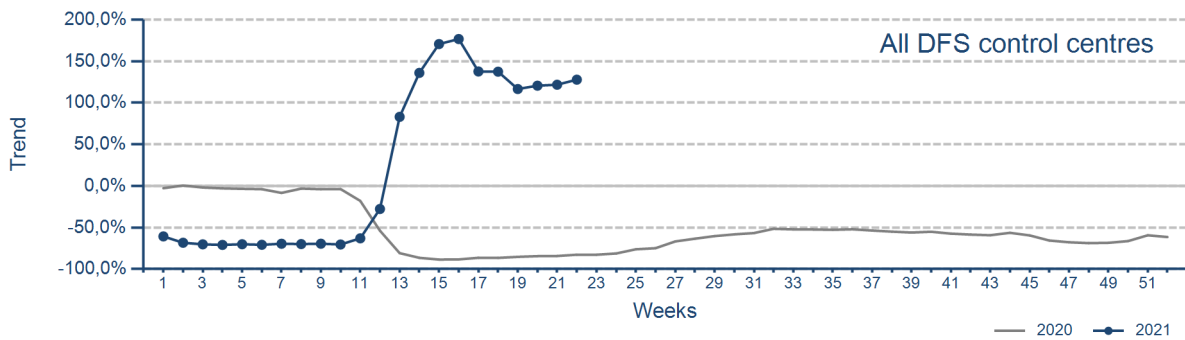
	2021	2020	Trend
Week 22	25.680	11.272	127,8%
Cumulated Weeks	397.615	660.797	-39,8%



Please note: This count covers the traffic in the area build by control sectors of DFS control centres, including civil and military traffic. Traffic in Maastricht UAC (Maastricht-Hannover sectors) is not counted.

IFR flights controlled by DFS - trend

Trend in the number of IFR movements (entries, exits, overflights and domestics) in control sectors controlled by DFS.

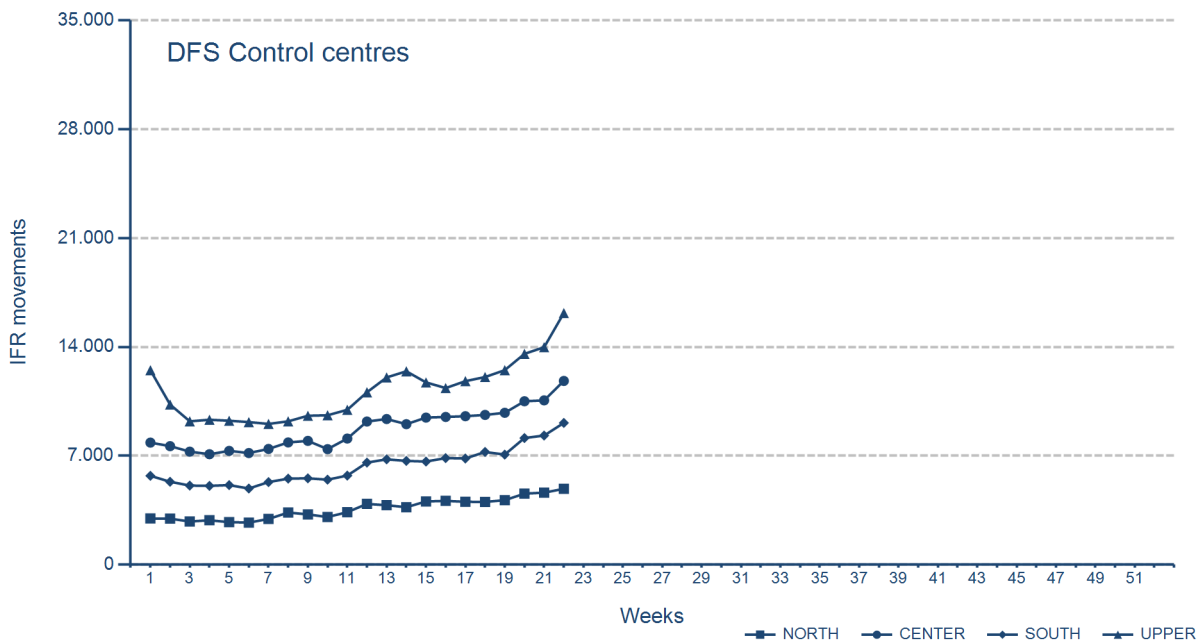


IFR flights controlled by DFS - in detail

IFR movements (entries, exits, overflights and domestics) controlled by DFS at the different control centres.

	NORTH	CENTER	SOUTH	UPPER
Week 22	4.878	11.815	9.115	16.178
Trend	80,3%	100,3%	135,0%	165,5%
Cumulated Weeks	78.918	191.545	139.055	245.889
Trend	-44,0%	-33,9%	-43,8%	-38,8%

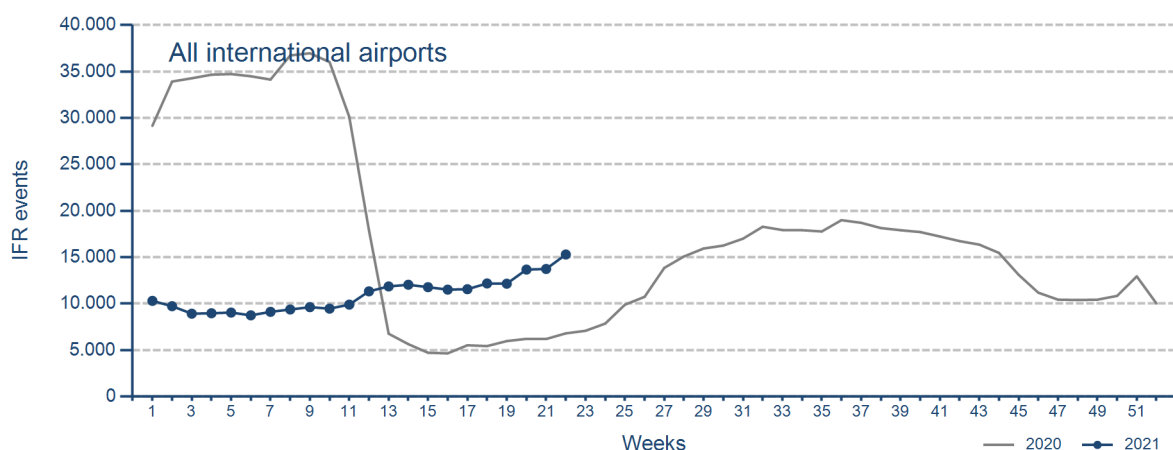
Please note: The trend numbers compare counts of the airspaces in their current configuration to the count of the same airspace in 2020.



IFR flights at international German airports

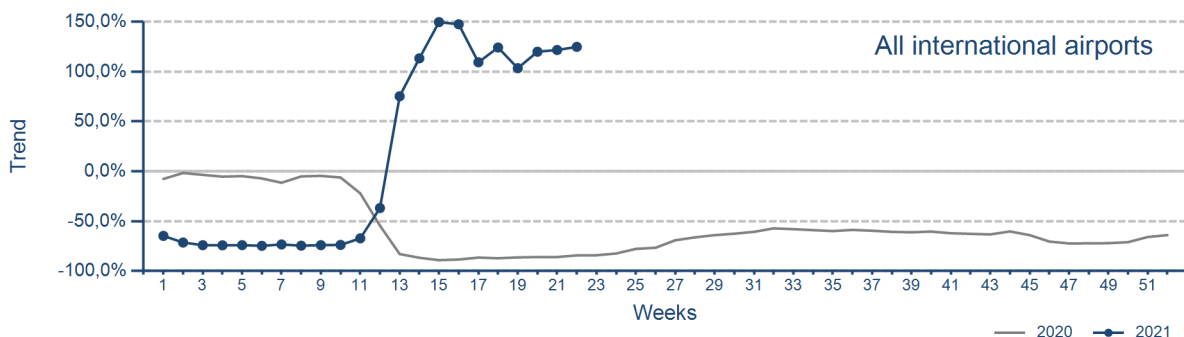
IFR events (take-offs and landings) at the international DFS towers in the Federal Republic of Germany.

	2021	2020	Trend
Week 22	15.298	6.808	124,7%
Cumulated Weeks	240.397	451.026	-46,7%



IFR flights at international German airports - trend

Trend in the number of IFR events (take-offs and landings) at the international DFS towers in the Federal Republic of Germany.



IFR flights at international German airports - airport category

IFR events (take-offs and landings) at the international DFS towers in the Federal Republic of Germany differentiated by Hub Gateways (HUB), International Access Airports 1 (IAA1) and International Access Airports 2 (IAA2).

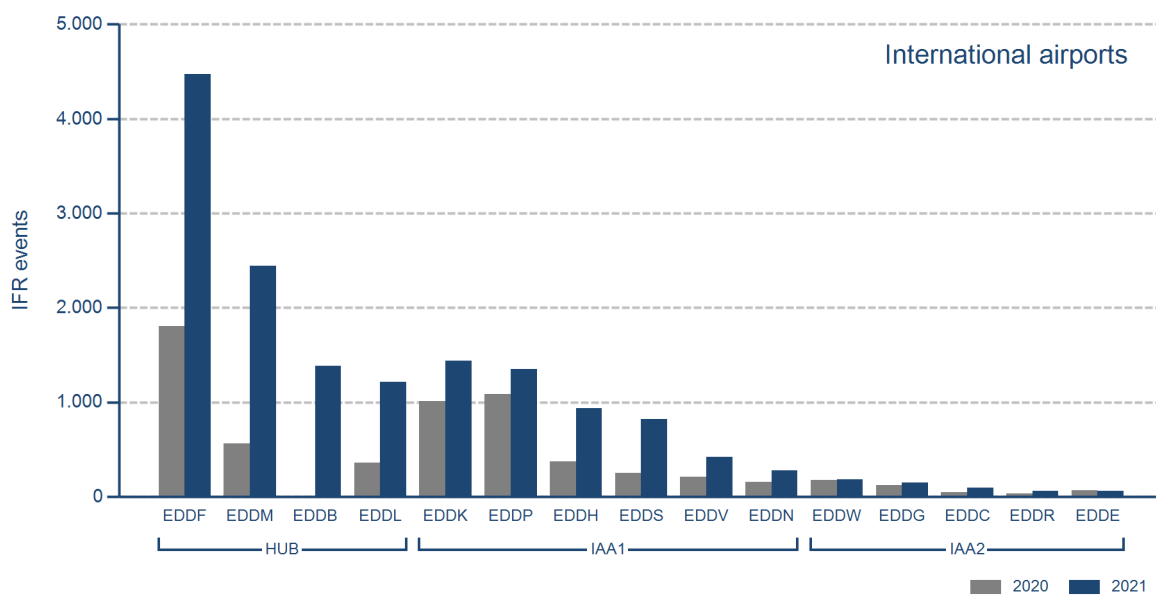
	HUB	IAA1	IAA2
Week 22	9.519	5.235	544
Trend*	OLC*	43,6%	23,4%
Cumulated Weeks	140.303	90.839	9.255
Trend*	-40,8%	-53,5%	-49,9%

*Please note: Berlin-Schönefeld used to be listed as IAA1. Berlin-Brandenburg is listed as a HUB.

IFR flights at international German airports - in detail

IFR events (take-offs and landings) at the different international DFS towers in the Federal Republic of Germany.

	Week 22	Trend	Week 1 - 22	Trend
HUB				
EDDB Berlin-Brandenburg	1.384	N/A	21.554	N/A
EDDF Frankfurt/Main	4.476	148,3%	73.039	-34,3%
EDDL Düsseldorf	1.214	OLC*	15.986	-63,1%
EDDM München	2.445	337,4%	29.724	-64,1%
IAA1				
EDDH Hamburg	934	150,4%	13.574	-54,5%
EDDK Köln/Bonn	1.437	42,7%	26.105	-25,9%
EDDN Nürnberg	274	74,5%	4.434	-57,8%
EDDP Leipzig/Halle	1.351	24,2%	28.086	8,4%
EDDS Stuttgart	817	OLC*	11.831	-52,5%
EDDV Hannover	422	102,9%	6.809	-47,3%
IAA2				
EDDC Dresden	96	95,9%	1.415	-67,5%
EDDE Erfurt/Weimar	58	-9,4%	1.094	-18,0%
EDDG Münster/Osnabrück	150	27,1%	2.472	-43,7%
EDDR Saarbrücken	60	87,5%	878	-44,4%
EDDW Bremen	180	1,1%	3.396	-50,2%



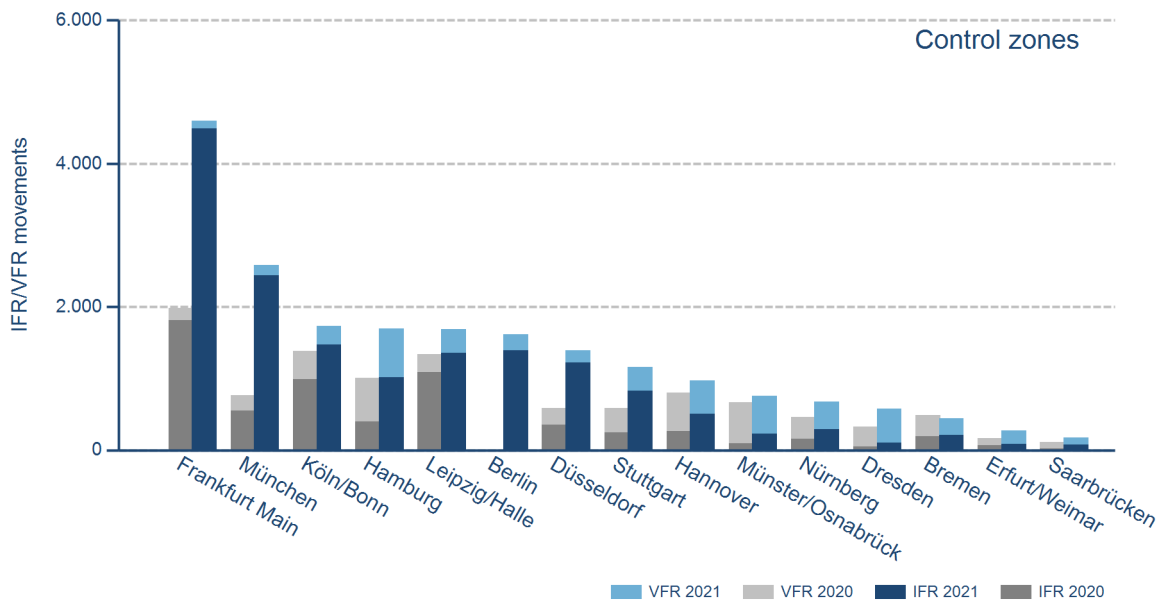
IFR/VFR flights in control zones of DFS towers

IFR/VFR movements (entries, exits, overflights and domestics) at the different control zones of international DFS towers.

	Week 22	Trend	Week 1 - 22	Trend
Berlin	1.613	N/A	25.216	N/A
Bremen	447	-8,8%	7.978	-25,3%
Dresden	575	74,2%	6.224	-23,6%
Düsseldorf	1.397	138,0%	19.197	-58,5%
Erfurt/Weimar	270	62,7%	3.371	2,5%
Frankfurt Main	4.598	132,0%	75.845	-33,0%
Hamburg	1.700	68,3%	23.729	-37,9%
Hannover	975	22,2%	16.284	-19,9%
Köln/Bonn	1.734	24,9%	32.629	-18,9%
Leipzig/Halle	1.690	26,6%	33.140	8,7%
München	2.583	OLC*	32.042	-62,3%
Münster/Osnabrück	757	13,8%	11.340	10,3%
Nürnberg	680	47,5%	9.825	-31,7%
Saarbrücken	175	57,7%	2.764	-1,7%
Stuttgart	1.160	96,3%	18.910	-36,4%

Additional information:

Münster reported 222 glider movements for the current week, i.e. 3.258 glider movements for the cumulated year.



IFR flights at regional German airports - in detail

IFR events (take-offs and landings) at the different regional towers in the Federal Republic of Germany with control zone and barely any PPR.

	2021	2020	Trend
Week 22	2.111	1.638	28,9%
Cumulated Weeks	35.680	38.452	-7,2%

	Week 22	Trend	Week 1 - 22	Trend
EDAH Heringsdorf	8	-33,3%	168	-28,2%
EDBC Magdeburg/Cochstedt	0	N/A	0	N/A
EDFH Frankfurt-Hahn	230	21,7%	3.951	-12,5%
EDFM Mannheim City	99	23,8%	1.782	6,5%
EDHL Lübeck-Blankensee	48	65,5%	1.155	86,6%
EDJA Memmingen	205	95,2%	2.665	-21,0%
EDLN Mönchengladbach	175	30,6%	3.329	52,7%
EDLP Paderborn/Lippstadt	92	37,3%	1.858	-16,6%
EDLV Niederrhein	99	OLC*	620	-52,1%
EDLW Dortmund	338	144,9%	4.477	-21,1%
EDMA Augsburg	157	-10,3%	2.973	42,7%
EDNY Friedrichshafen	47	-2,1%	1.131	-49,1%
EDOP Schwerin-Parchim	0	N/A	0	N/A
EDQM Hof-Plauen	42	44,8%	480	12,4%
EDSB Karlsruhe/Baden-Baden	129	-4,4%	2.664	-14,4%
EDTL Lahr	15	-31,8%	509	38,3%
EDVE Braunschweig-Wolfsburg	113	2,7%	1.910	-14,1%
EDVK Kassel-Calden	63	-28,4%	1.196	-12,7%
EDXW Sylt	151	-13,2%	1.649	54,7%
ETNL Laage	67	-4,3%	2.252	-9,2%
ETSI Ingolstadt/Manching	33	13,8%	911	-30,2%

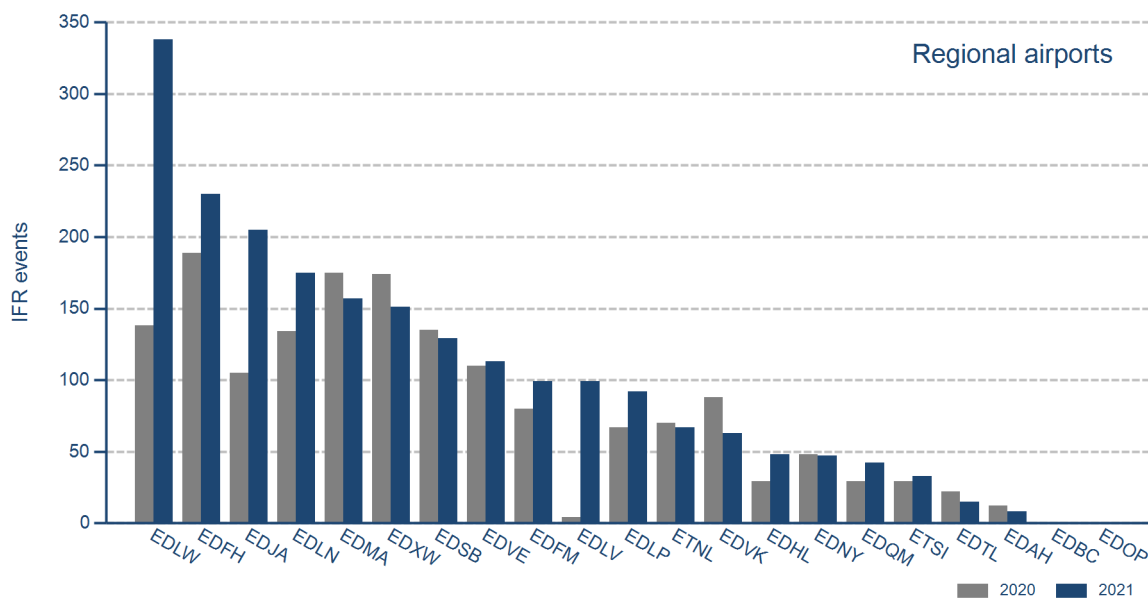
*The value is of limited conclusiveness (OLC).

OLC: Trend > 200%

Please note: The airports Magdeburg-Cochstedt (EDBC) and Schwerin-Parchim (EDOP) are currently closed.

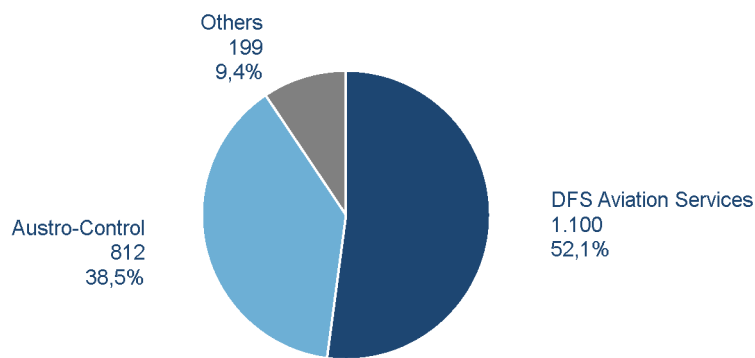
IFR flights at regional German airports - in detail

IFR events (take-offs and landings) at the different regional towers in the Federal Republic of Germany with control zone and barely any PPR.



IFR flights at regional German airports - air traffic service providers

Percentage of IFR events (take-offs and landings) at the regional towers in the Federal Republic of Germany differentiated between DFS Aviation Services, Austro Control and other providers.



- DFS Aviation Services: Dortmund (EDLW), Friedrichshafen (EDNY), Karlsruhe/Baden-Baden (EDSB), Lahr (EDTL), Magdeburg/Cochstedt (EDBC), Memmingen (EDJA), Mönchengladbach (EDLN), Niederrhein (EDLV), Paderborn/Lippstadt (EDLP)
- Austro Control: Augsburg (EDMA), Braunschweig-Wolfsburg (EDVE), Frankfurt-Hahn (EDFH), Heringsdorf (EDAH), Hof-Plauen (EDQM), Kassel-Calden (EDVK), Lübeck-Blankensee (EDHL), Schwerin-Parchim (EDOP), Sylt (EDXW)
- Others: Ingolstadt/Manching (ETSI), Laage (ETNL), Mannheim City (EDFM)

ATFM Arrival Delay

(Data Source: NM statistics, DFS LIZ)

ATFM Arrival Delay with reference to the relevant airport, in minutes per IFR arrival.

ATFM Arrival Delay:

sum of all arrival ATFM delay divided by the sum of all inbound flights for the particular traffic volume

Airports		ATC Delay [min/arrival]	non ATC Delay [min/arrival]	
	All Airports	0	0,0260	
EDDK	Köln/Bonn	0	0,1792	
EDDP	Leipzig/Halle	0	0,1034	

Please note: The ATFM delay data are provided by NM statistics. Due to internal distribution of the ATFM delay, data are modified by OX/OP. The inbound flight information is based on LIZ statistics.

All Airports means all international German airports: Berlin-Brandenburg (EDDB), Bremen (EDDW), Dresden (EDDC), Düsseldorf (EDDL), Erfurt/Weimar (EDDE), Frankfurt/Main (EDDF), Hamburg (EDDH), Hannover (EDDV), Köln/Bonn (EDDK), Leipzig/Halle (EDDP), München (EDDM), Münster/Osnabrück (EDDG), Nürnberg (EDDN), Saarbrücken (EDDR), Stuttgart (EDDS)