



# LIZ Bulletin

Week 21

DFS Situation and Information Centre

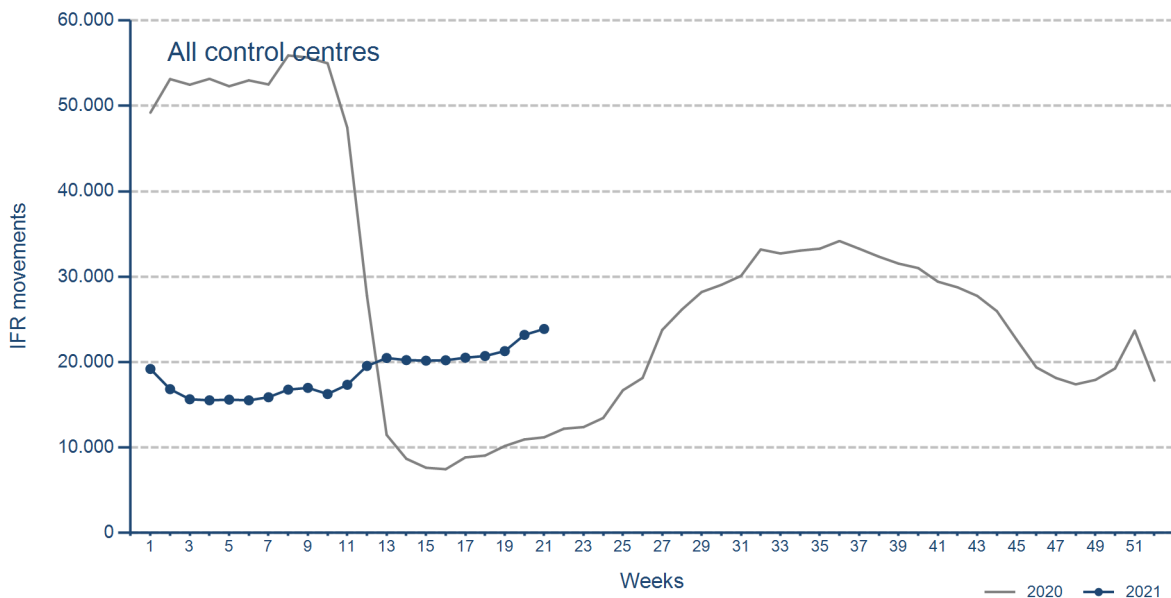
24 MAY 2021 - 30 MAY 2021

Version 02.06.2021

## IFR flights in the Federal Republic of Germany

IFR movements (entries, exits, overflights and domestics) in all control sectors with a German designator.

	2021	2020	Trend
<b>Week 21</b>	23.869	11.176	113,6%
<b>Cumulated Weeks</b>	391.520	692.890	-43,5%

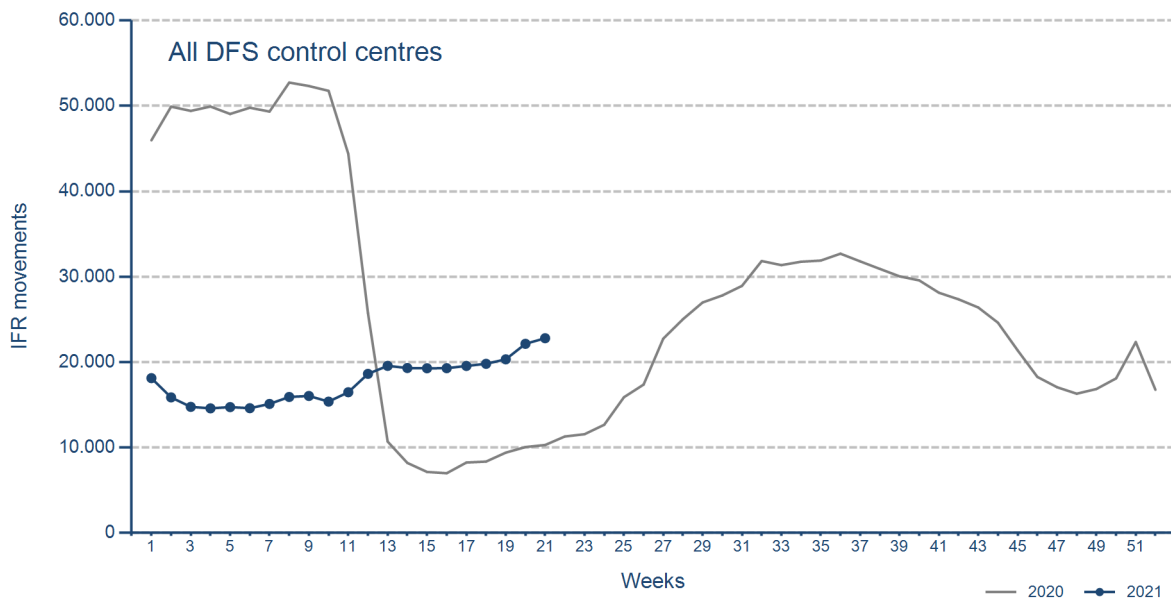


Please note: This count covers the traffic in the area build by all control sectors with a German designator („ED“), regardless of the service provider, including civil and military traffic in sectors controlled by DFS and Maastricht UAC (Maastricht-Hannover sectors). The area counted is composed of modular control sectors designed for ATC purposes with partly cross border structures and is therefore not identical to the political border of the Federal Republic of Germany or the national Flight Information Region (FIR).

### IFR flights controlled by DFS

IFR movements (entries, exits, overflights and domestics) in control sectors controlled by DFS.

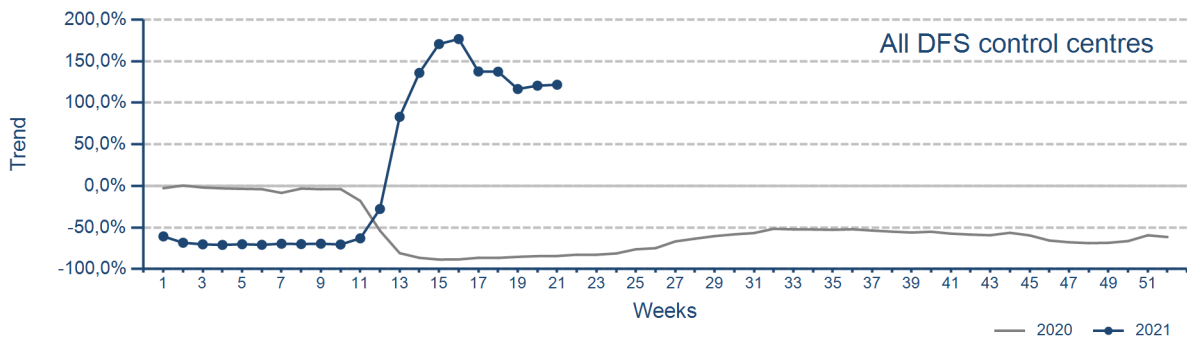
	2021	2020	Trend
<b>Week 21</b>	22.784	10.276	121,7%
<b>Cumulated Weeks</b>	371.935	649.525	-42,7%



Please note: This count covers the traffic in the area built by control sectors of DFS control centres, including civil and military traffic. Traffic in Maastricht UAC (Maastricht-Hannover sectors) is not counted.

### IFR flights controlled by DFS - trend

Trend in the number of IFR movements (entries, exits, overflights and domestics) in control sectors controlled by DFS.

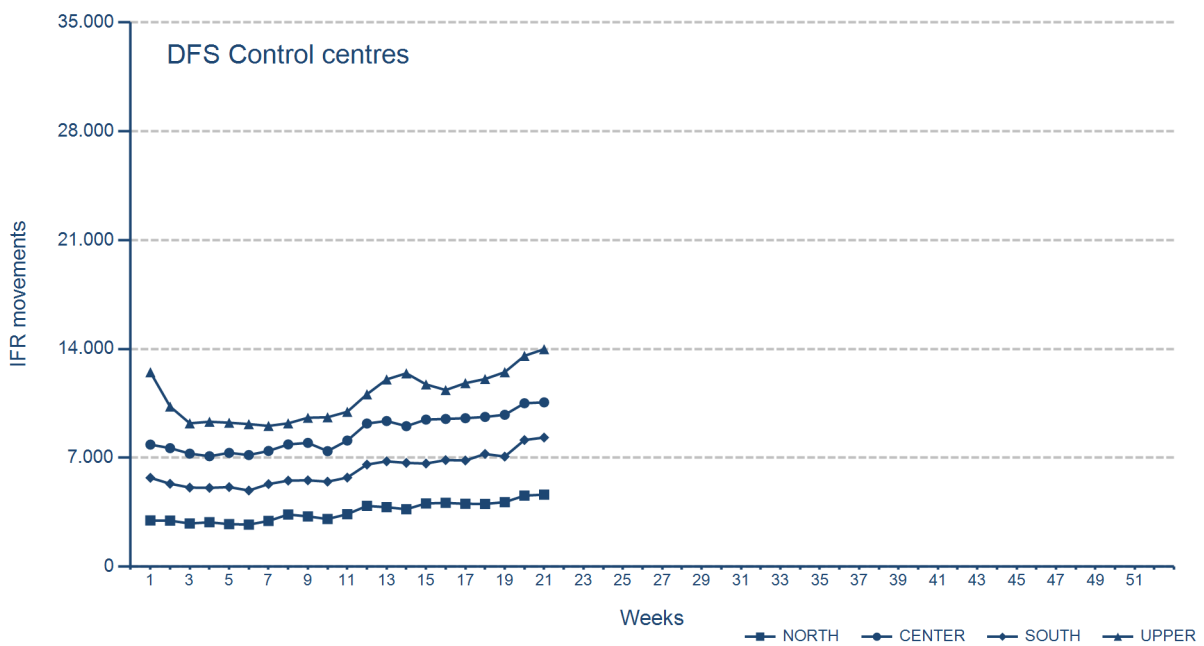


### IFR flights controlled by DFS - in detail

IFR movements (entries, exits, overflights and domestics) controlled by DFS at the different control centres.

	NORTH	CENTER	SOUTH	UPPER
<b>Week 21</b>	4.635	10.565	8.304	13.983
<b>Trend</b>	109,1%	95,3%	138,9%	140,5%
<b>Cumulated Weeks</b>	74.040	179.730	129.940	229.711
<b>Trend</b>	-46,4%	-36,7%	-46,7%	-41,9%

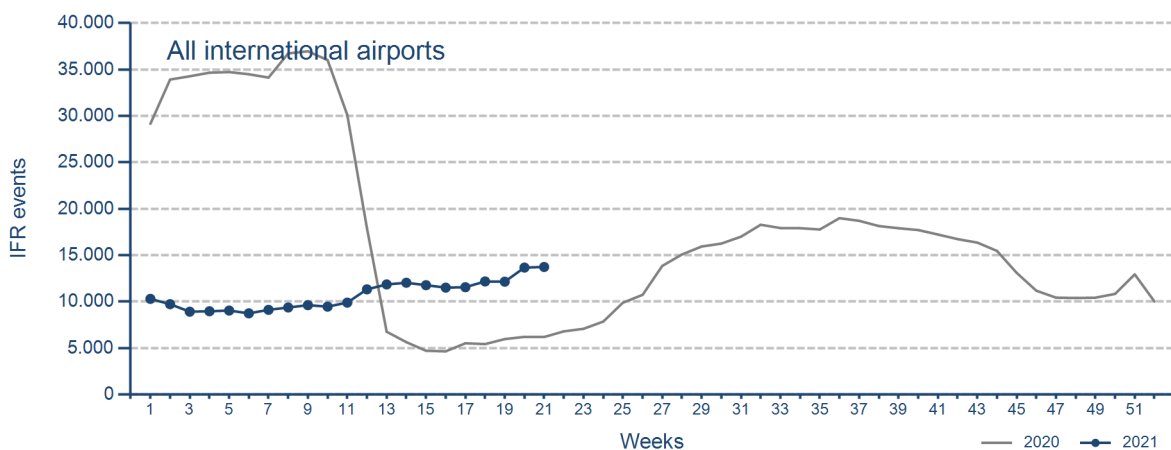
Please note: The trend numbers compare counts of the airspaces in their current configuration to the count of the same airspace in 2020.



### IFR flights at international German airports

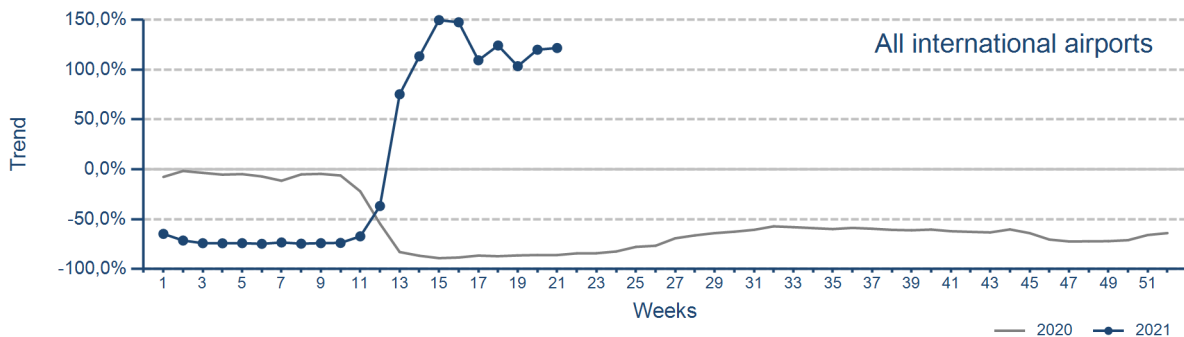
IFR events (take-offs and landings) at the international DFS towers in the Federal Republic of Germany.

	2021	2020	Trend
<b>Week 21</b>	13.741	6.202	121,6%
<b>Cumulated Weeks</b>	225.099	444.218	-49,3%



### IFR flights at international German airports - trend

Trend in the number of IFR events (take-offs and landings) at the international DFS towers in the Federal Republic of Germany.



### IFR flights at international German airports - airport category

IFR events (take-offs and landings) at the international DFS towers in the Federal Republic of Germany differentiated by Hub Gateways (HUB), International Access Airports 1 (IAA1) and International Access Airports 2 (IAA2).

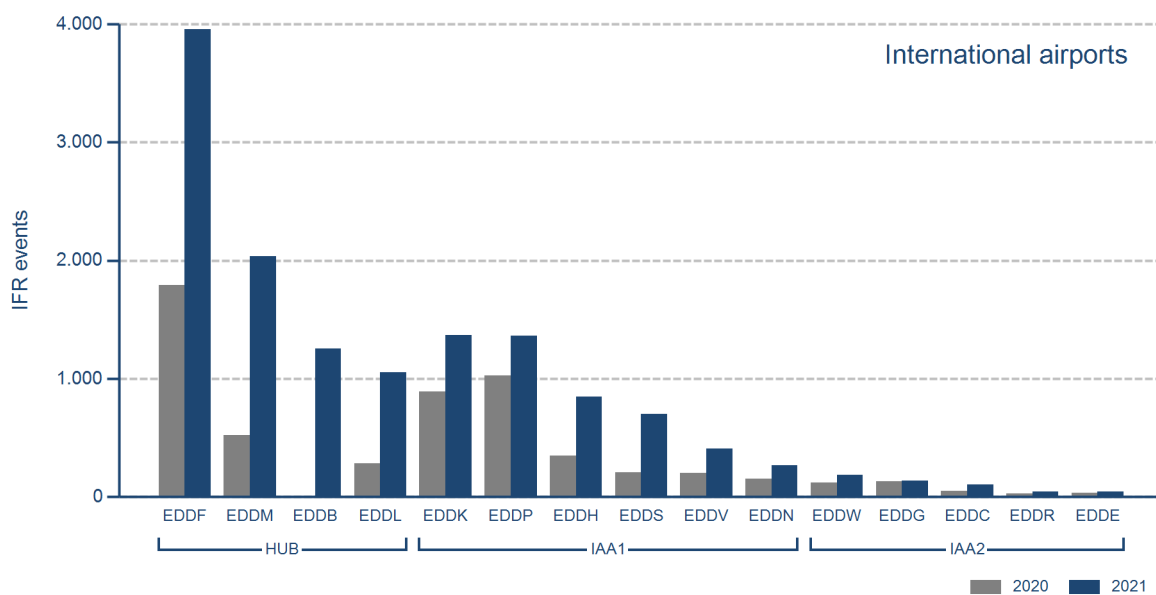
	HUB	IAA1	IAA2
<b>Week 21</b>	8.298	4.943	500
<b>Trend*</b>	OLC*	51,6%	41,6%
<b>Cumulated Weeks</b>	130.784	85.604	8.711
<b>Trend*</b>	-44,2%	-55,4%	-51,7%

\*Please note: Berlin-Schönefeld used to be listed as IAA1. Berlin-Brandenburg is listed as a HUB.

### IFR flights at international German airports - in detail

IFR events (take-offs and landings) at the different international DFS towers in the Federal Republic of Germany.

	Week 21	Trend	Week 1 - 21	Trend
<b>HUB</b>				
EDDB Berlin-Brandenburg	1.251	N/A	20.170	N/A
EDDF Frankfurt/Main	3.960	121,2%	68.563	-37,3%
EDDL Düsseldorf	1.051	OLC*	14.772	-65,6%
EDDM München	2.036	OLC*	27.279	-66,8%
<b>IAA1</b>				
EDDH Hamburg	844	145,3%	12.640	-57,1%
EDDK Köln/Bonn	1.367	53,8%	24.668	-27,9%
EDDN Nürnberg	264	77,2%	4.160	-59,8%
EDDP Leipzig/Halle	1.363	32,8%	26.735	7,7%
EDDS Stuttgart	699	OLC*	11.014	-55,3%
EDDV Hannover	406	105,1%	6.387	-49,7%
<b>IAA2</b>				
EDDC Dresden	101	114,9%	1.319	-69,3%
EDDE Erfurt/Weimar	40	21,2%	1.036	-18,4%
EDDG Münster/Osnabrück	135	5,5%	2.322	-45,7%
EDDR Saarbrücken	40	60,0%	818	-47,2%
EDDW Bremen	184	53,3%	3.216	-51,6%



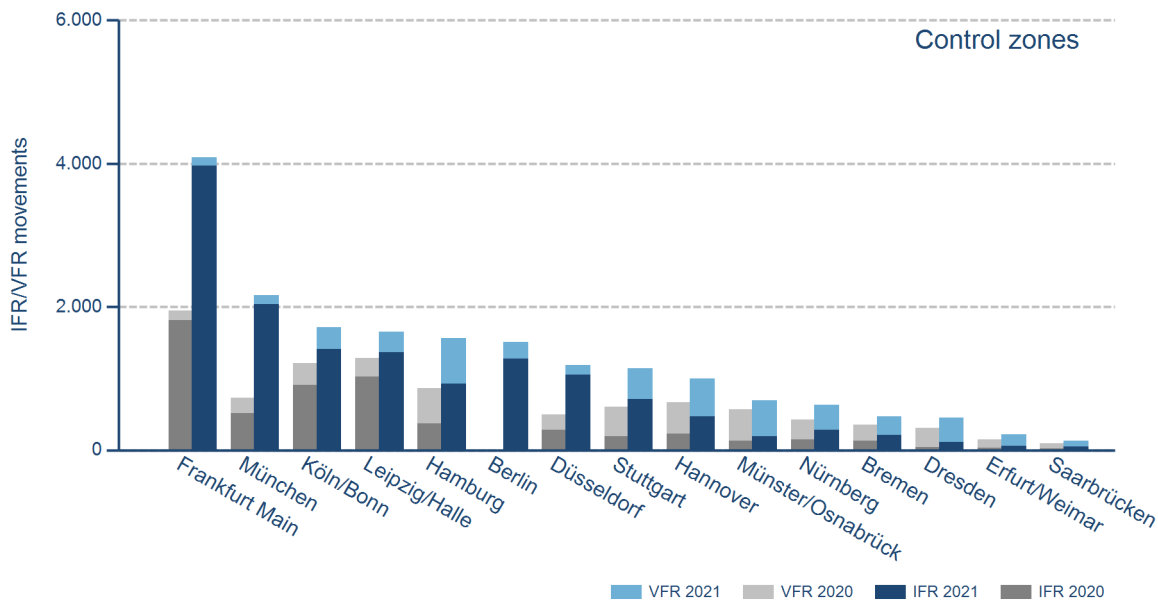
**IFR/VFR flights in control zones of DFS towers**

IFR/VFR movements (entries, exits, overflights and domestics) at the different control zones of international DFS towers.

	Week 21	Trend	Week 1 - 21	Trend
Berlin	1.506	N/A	23.603	N/A
Bremen	468	32,2%	7.531	-26,1%
Dresden	456	48,5%	5.649	-27,7%
Düsseldorf	1.188	141,0%	17.800	-61,0%
Erfurt/Weimar	224	49,3%	3.101	-0,7%
Frankfurt Main	4.089	109,9%	71.247	-35,9%
Hamburg	1.559	80,0%	22.029	-40,8%
Hannover	995	49,8%	15.309	-21,6%
Köln/Bonn	1.713	40,6%	30.895	-20,4%
Leipzig/Halle	1.653	29,0%	31.450	7,9%
München	2.158	194,4%	29.459	-65,0%
Münster/Osnabrück	695	22,6%	10.583	10,1%
Nürnberg	632	49,8%	9.145	-34,3%
Saarbrücken	134	41,1%	2.589	-4,2%
Stuttgart	1.140	88,7%	17.750	-39,0%

Additional information:

Münster reported 170 glider movements for the current week, i.e. 3.036 glider movements for the cumulated year.



### IFR flights at regional German airports - in detail

IFR events (take-offs and landings) at the different regional towers in the Federal Republic of Germany with control zone and barely any PPR.

	2021	2020	Trend
<b>Week 21</b>	2.046	1.361	50,3%
<b>Cumulated Weeks</b>	33.569	36.814	-8,8%

	Week 21	Trend	Week 1 - 21	Trend
EDAH Heringsdorf	11	83,3%	160	-27,9%
EDBC Magdeburg/Cochstedt	0	N/A	0	N/A
EDFH Frankfurt-Hahn	189	16,7%	3.721	-14,0%
EDFM Mannheim City	101	23,2%	1.683	5,6%
EDHL Lübeck-Blankensee	92	155,6%	1.107	87,6%
EDJA Memmingen	157	141,5%	2.460	-24,7%
EDLN Mönchengladbach	154	0,7%	3.154	54,2%
EDLP Paderborn/Lippstadt	105	59,1%	1.766	-18,3%
EDLV Niederrhein	51	OLC*	521	-59,6%
EDLW Dortmund	263	160,4%	4.139	-25,2%
EDMA Augsburg	145	29,5%	2.816	47,6%
EDNY Friedrichshafen	72	33,3%	1.084	-50,2%
EDOP Schwerin-Parchim	0	N/A	0	N/A
EDQM Hof-Plauen	43	30,3%	438	10,1%
EDSB Karlsruhe/Baden-Baden	130	6,6%	2.535	-14,9%
EDTL Lahr	22	29,4%	494	42,8%
EDVE Braunschweig-Wolfsburg	77	113,9%	1.797	-15,0%
EDVK Kassel-Calden	61	-14,1%	1.133	-11,6%
EDXW Sylt	237	25,4%	1.498	67,9%
ETNL Laage	104	OLC*	2.185	-9,4%
ETSI Ingolstadt/Manching	32	100,0%	878	-31,2%

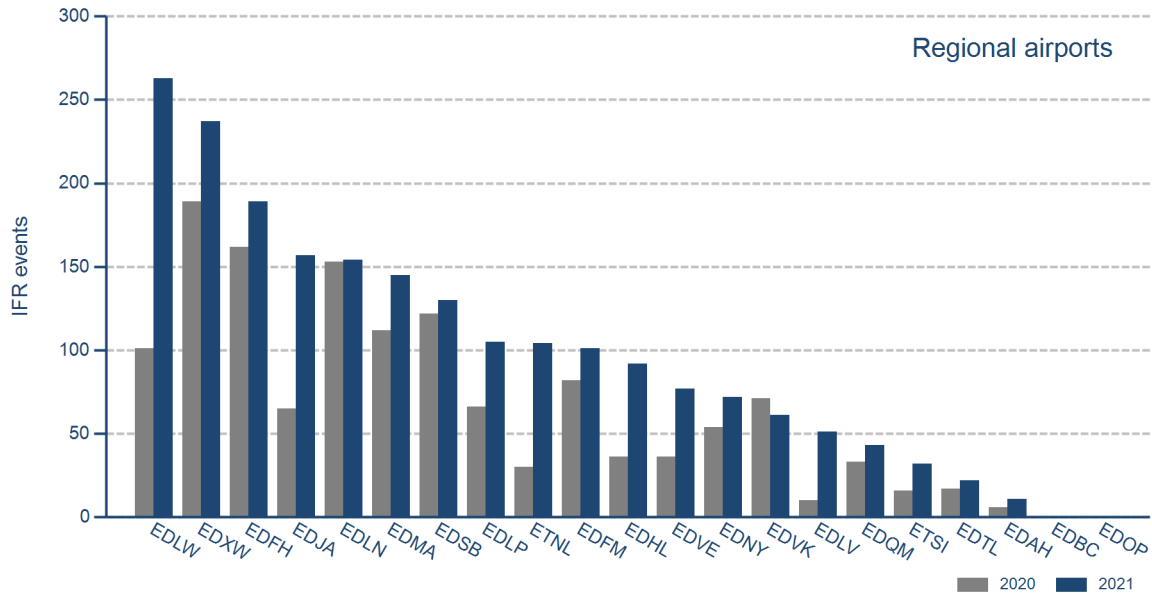
\*The value is of limited conclusiveness (OLC).

OLC: Trend > 200%

Please note: The airports Magdeburg-Cochstedt (EDBC) and Schwerin-Parchim (EDOP) are currently closed.

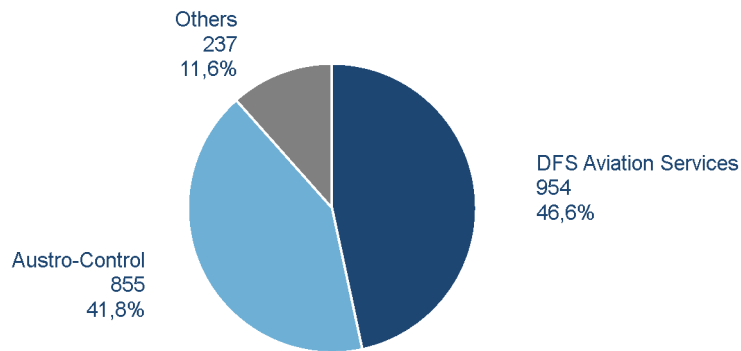
### IFR flights at regional German airports - in detail

IFR events (take-offs and landings) at the different regional towers in the Federal Republic of Germany with control zone and barely any PPR.



### IFR flights at regional German airports - air traffic service providers

Percentage of IFR events (take-offs and landings) at the regional towers in the Federal Republic of Germany differentiated between DFS Aviation Services, Austro Control and other providers.



- DFS Aviation Services: Dortmund (EDLW), Friedrichshafen (EDNY), Karlsruhe/Baden-Baden (EDSB), Lahr (EDTL), Magdeburg/Cochstedt (EDBC), Memmingen (EDJA), Mönchengladbach (EDLN), Niederrhein (EDLV), Paderborn/Lippstadt (EDLP)
- Austro Control: Augsburg (EDMA), Braunschweig-Wolfsburg (EDVE), Frankfurt-Hahn (EDFH), Heringsdorf (EDAH), Hof-Plauen (EDQM), Kassel-Calden (EDVK), Lübeck-Blankensee (EDHL), Schwerin-Parchim (EDOP), Sylt (EDXW)
- Others: Ingolstadt/Manching (ETSI), Laage (ETNL), Mannheim City (EDFM)



## ATFM Arrival Delay

(Data Source: NM statistics, DFS LIZ)

ATFM Arrival Delay with reference to the relevant airport, in minutes per IFR arrival.

*ATFM Arrival Delay:*

*sum of all arrival ATFM delay divided by the sum of all inbound flights for the particular traffic volume*

Airports		ATC Delay [min/arrival]	non ATC Delay [min/arrival]	
	All Airports	0	0,0829	
EDDP	Leipzig/Halle	0	0,5942	
EDDK	Köln/Bonn	0	0,2402	

Please note: The ATFM delay data are provided by NM statistics. Due to internal distribution of the ATFM delay, data are modified by OX/OP. The inbound flight information is based on LIZ statistics.

All Airports means all international German airports: Berlin-Brandenburg (EDDB), Bremen (EDDW), Dresden (EDDC), Düsseldorf (EDDL), Erfurt/Weimar (EDDE), Frankfurt/Main (EDDF), Hamburg (EDDH), Hannover (EDDV), Köln/Bonn (EDDK), Leipzig/Halle (EDDP), München (EDDM), Münster/Osnabrück (EDDG), Nürnberg (EDDN), Saarbrücken (EDDR), Stuttgart (EDDS)