



LIZ Bulletin

Week 15

DFS Situation and Information Centre

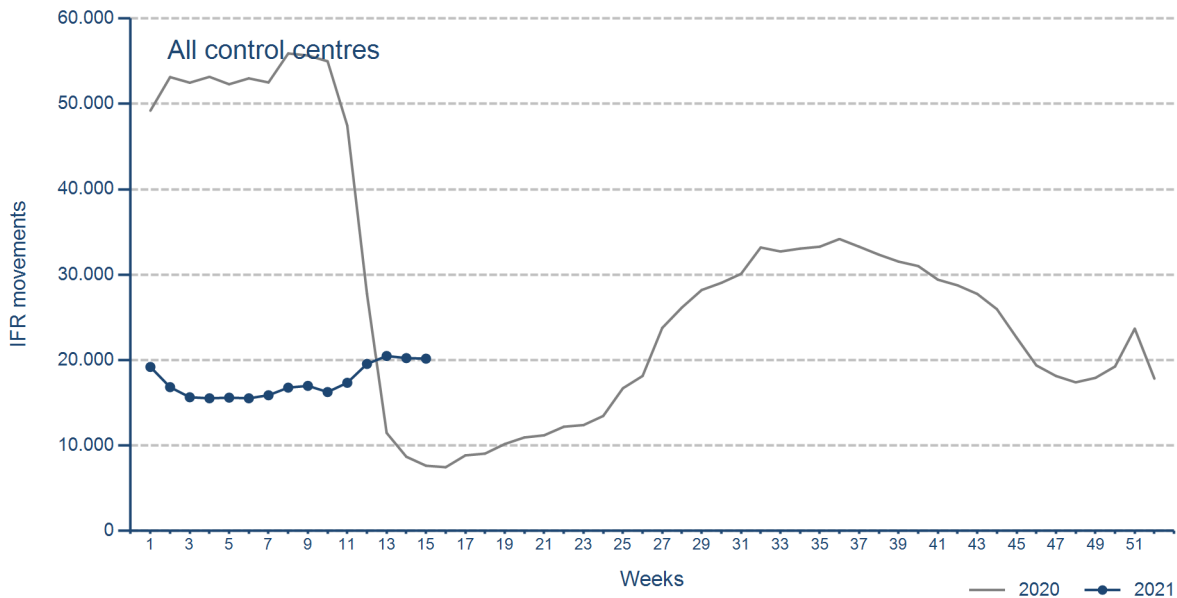
12 APR 2021 - 18 APR 2021

Version 21.04.2021

IFR flights in the Federal Republic of Germany

IFR movements (entries, exits, overflights and domestics) in all control sectors with a German designator.

	2021	2020	Trend
Week 15	20.156	7.612	164,8%
Cumulated Weeks	261.799	635.340	-58,8%

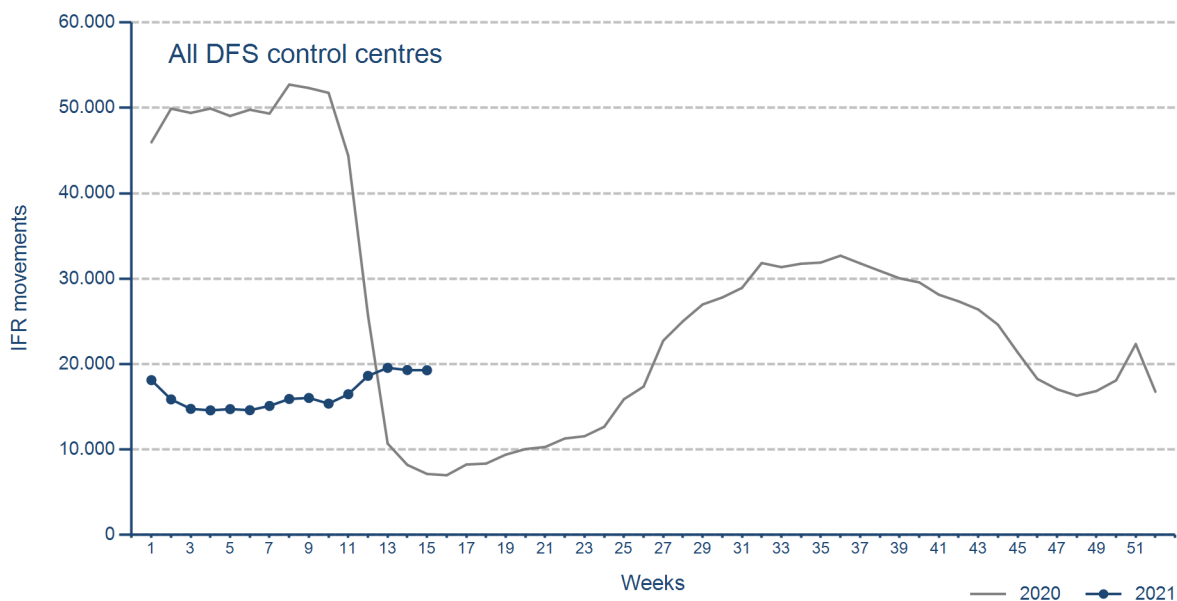


Please note: This count covers the traffic in the area built by all control sectors with a German designator („ED“), regardless of the service provider, including civil and military traffic in sectors controlled by DFS and Maastricht UAC (Maastricht-Hannover sectors). The area counted is composed of modular control sectors designed for ATC purposes with partly cross border structures and is therefore not identical to the political border of the Federal Republic of Germany or the national Flight Information Region (FIR).

IFR flights controlled by DFS

IFR movements (entries, exits, overflights and domestics) in control sectors controlled by DFS.

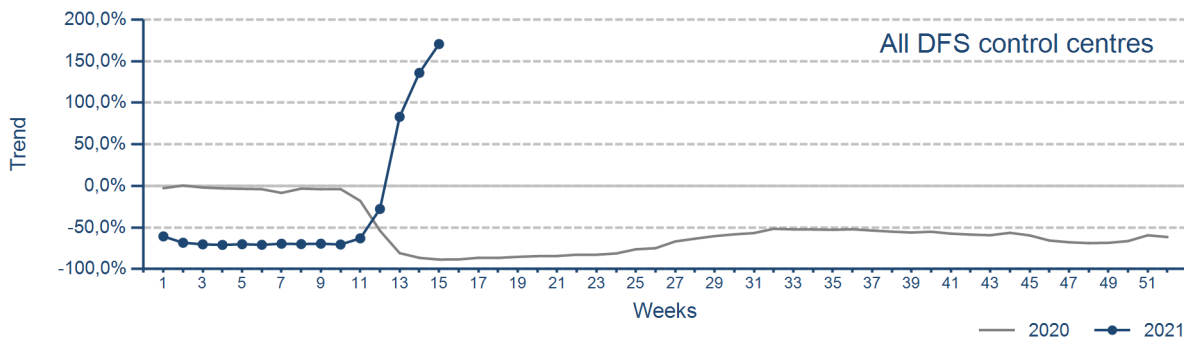
	2021	2020	Trend
Week 15	19.266	7.119	170,6%
Cumulated Weeks	248.114	596.318	-58,4%



Please note: This count covers the traffic in the area built by control sectors of DFS control centres, including civil and military traffic. Traffic in Maastricht UAC (Maastricht-Hannover sectors) is not counted.

IFR flights controlled by DFS - trend

Trend in the number of IFR movements (entries, exits, overflights and domestics) in control sectors controlled by DFS.

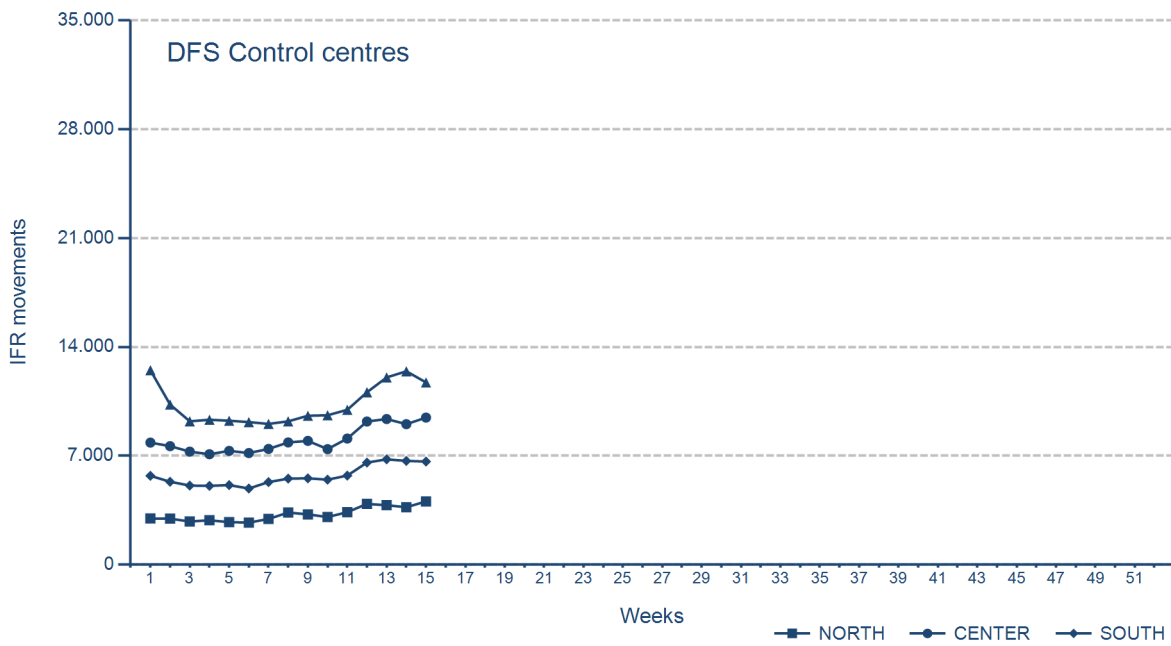


IFR flights controlled by DFS - in detail

IFR movements (entries, exits, overflights and domestics) controlled by DFS at the different control centres.

	NORTH	CENTER	SOUTH	UPPER
Week 15	4.069	9.458	6.634	11.718
Trend	199,6%	149,6%	151,5%	184,3%
Cumulated Weeks	48.497	120.216	85.479	154.447
Trend	-61,8%	-52,9%	-62,0%	-57,7%

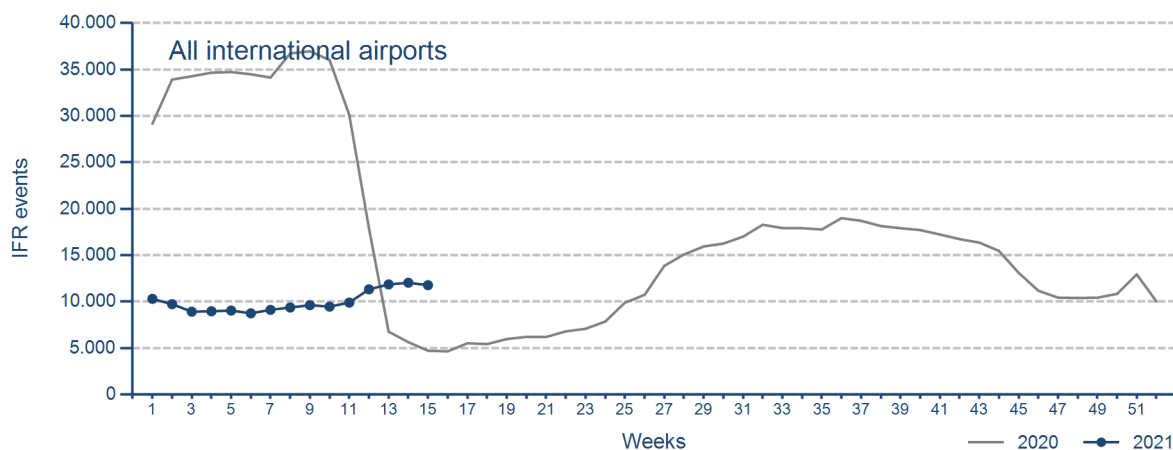
Please note: The trend numbers compare counts of the airspaces in their current configuration to the count of the same airspace in 2020.



IFR flights at international German airports

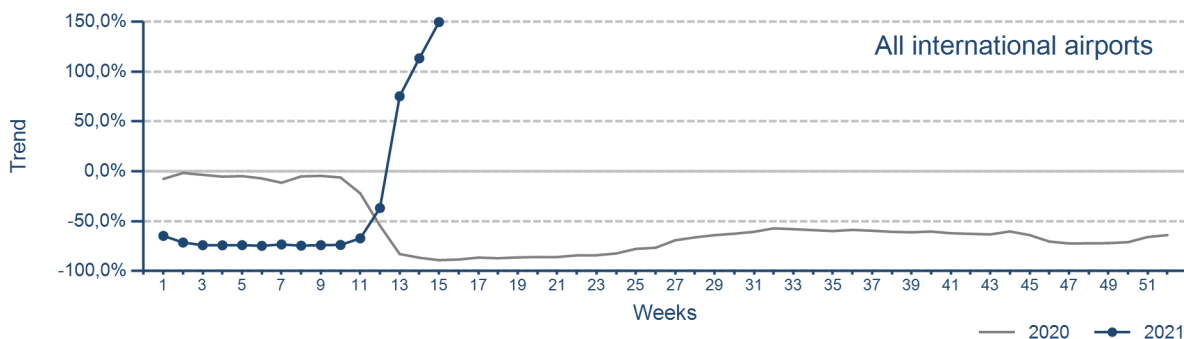
IFR events (take-offs and landings) at the international DFS towers in the Federal Republic of Germany.

	2021	2020	Trend
Week 15	11.780	4.721	149,5%
Cumulated Weeks	150.265	410.199	-63,4%



IFR flights at international German airports - trend

Trend in the number of IFR events (take-offs and landings) at the international DFS towers in the Federal Republic of Germany.



IFR flights at international German airports - airport category

IFR events (take-offs and landings) at the international DFS towers in the Federal Republic of Germany differentiated by Hub Gateways (HUB), International Access Airports 1 (IAA1) and International Access Airports 2 (IAA2).

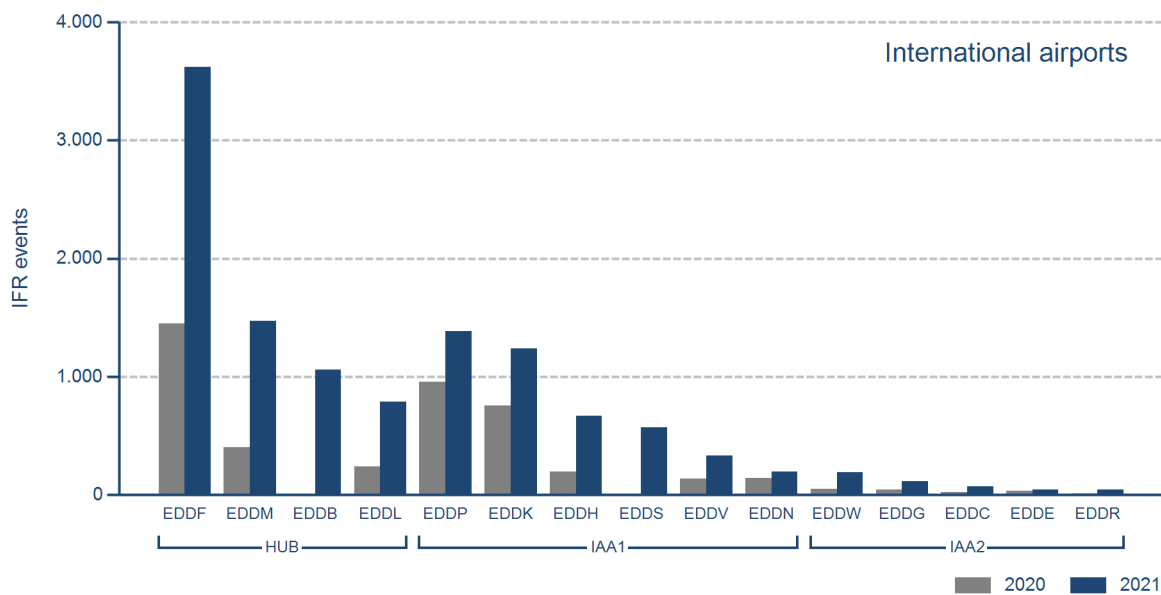
	HUB	IAA1	IAA2
Week 15	6.938	4.383	459
Trend*	232,3%	76,7%	202,0%
Cumulated Weeks	85.897	58.330	6.038
Trend*	-61,0%	-66,4%	-62,5%

*Please note: Berlin-Schönefeld used to be listed as IAA1. Berlin-Brandenburg is listed as a HUB.

IFR flights at international German airports - in detail

IFR events (take-offs and landings) at the different international DFS towers in the Federal Republic of Germany.

	Week 15	Trend	Week 1 - 15	Trend
HUB				
EDDB Berlin-Brandenburg	1.056	N/A	13.309	N/A
EDDF Frankfurt/Main	3.623	150,2%	46.297	-53,4%
EDDL Düsseldorf	789	231,5%	9.392	-77,3%
EDDM München	1.470	265,7%	16.899	-78,8%
IAA1				
EDDH Hamburg	665	244,6%	8.124	-70,8%
EDDK Köln/Bonn	1.235	63,8%	17.049	-41,4%
EDDN Nürnberg	196	38,0%	2.839	-70,0%
EDDP Leipzig/Halle	1.383	45,0%	18.683	0,4%
EDDS Stuttgart	571	OLC*	7.333	-69,4%
EDDV Hannover	333	143,1%	4.302	-63,3%
IAA2				
EDDC Dresden	70	250,0%	822	-79,9%
EDDE Erfurt/Weimar	45	40,6%	741	-24,2%
EDDG Münster/Osnabrück	113	162,8%	1.670	-53,8%
EDDR Saarbrücken	44	340,0%	591	-59,3%
EDDW Bremen	187	297,9%	2.214	-62,9%



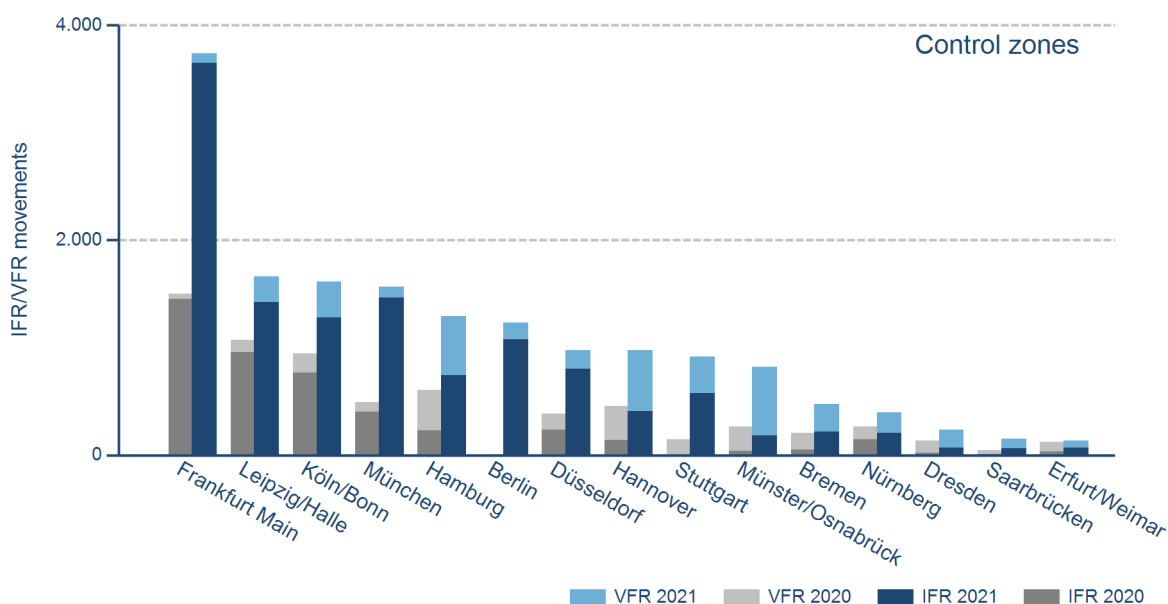
IFR/VFR flights in control zones of DFS towers

IFR/VFR movements (entries, exits, overflights and domestics) at the different control zones of international DFS towers.

	Week 15	Trend	Week 1 - 15	Trend
Berlin	1.234	N/A	15.437	N/A
Bremen	476	130,0%	4.889	-40,4%
Dresden	238	76,3%	3.286	-48,8%
Düsseldorf	977	155,1%	11.485	-73,3%
Erfurt/Weimar	135	10,7%	1.972	-11,4%
Frankfurt Main	3.739	148,8%	48.172	-52,1%
Hamburg	1.295	114,0%	13.978	-57,6%
Hannover	976	114,5%	9.937	-39,4%
Köln/Bonn	1.617	71,3%	21.201	-33,8%
Leipzig/Halle	1.661	55,1%	21.616	0,6%
München	1.568	OLC*	18.388	-77,3%
Münster/Osnabrück	820	OLC*	6.963	2,3%
Nürnberg	397	49,2%	5.849	-50,7%
Saarbrücken	154	OLC*	1.759	-24,2%
Stuttgart	917	OLC*	11.661	-57,0%

Additional information:

Münster reported 358 glider movements for the current week, i.e. 1002 glider movements for the cumulated year.



IFR flights at regional German airports - in detail

IFR events (take-offs and landings) at the different regional towers in the Federal Republic of Germany with control zone and barely any PPR.

	2021	2020	Trend
Week 15	1.857	549	OLC*
Cumulated Weeks	21.942	31.154	-29,6%

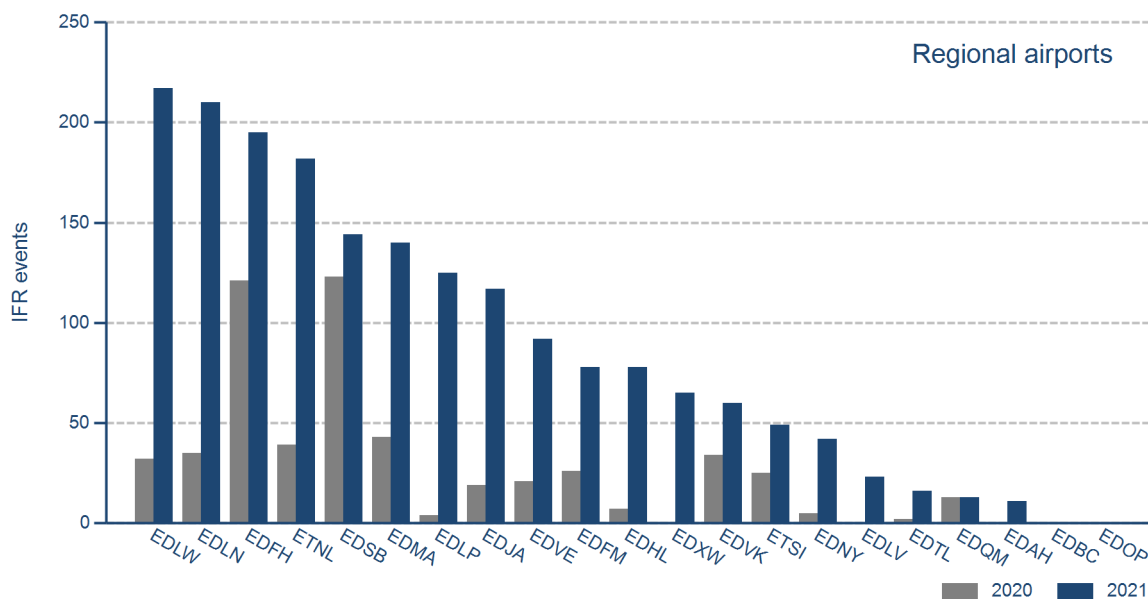
	Week 15	Trend	Week 1 - 15	Trend
EDAH Heringsdorf	11	N/A	82	-59,2%
EDBC Magdeburg/Cochstedt	0	N/A	0	N/A
EDFH Frankfurt-Hahn	195	61,2%	2.517	-25,4%
EDFM Mannheim City	78	OLC*	1.093	-17,5%
EDHL Lübeck-Blankensee	78	OLC*	643	40,1%
EDJA Memmingen	117	OLC*	1.545	-50,0%
EDLN Mönchengladbach	210	OLC*	2.128	58,3%
EDLP Paderborn/Lippstadt	125	OLC*	1.152	-40,0%
EDLV Niederrhein	23	N/A	283	-77,7%
EDLW Dortmund	217	OLC*	2.712	-46,4%
EDMA Augsburg	140	OLC*	1.904	28,4%
EDNY Friedrichshafen	42	OLC*	716	-63,8%
EDOP Schwerin-Parchim	0	N/A	0	N/A
EDQM Hof-Plauen	13	0,0%	264	-9,0%
EDSB Karlsruhe/Baden-Baden	144	17,1%	1.789	-23,5%
EDTL Lahr	16	OLC*	338	25,7%
EDVE Braunschweig-Wolfsburg	92	OLC*	1.233	-33,5%
EDVK Kassel-Calden	60	76,5%	753	-18,2%
EDXW Sylt	65	N/A	623	-1,0%
ETNL Laage	182	OLC*	1.543	-30,0%
ETSI Ingolstadt/Manching	49	96,0%	624	-45,6%

*The value is of limited conclusiveness (OLC).

Please note: The airports Magdeburg-Cochstedt (EDBC) and Schwerin-Parchim (EDOP) are currently closed.

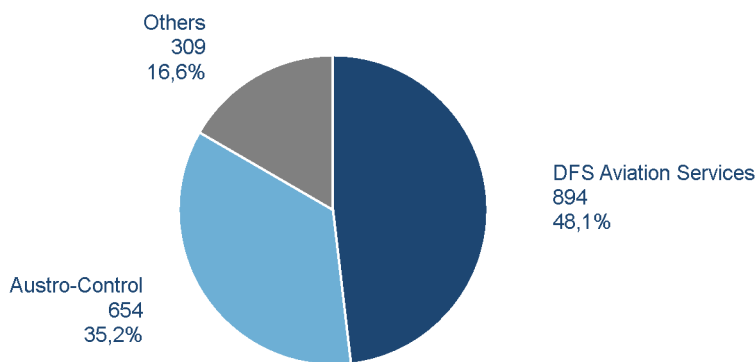
IFR flights at regional German airports - in detail

IFR events (take-offs and landings) at the different regional towers in the Federal Republic of Germany with control zone and barely any PPR.



IFR flights at regional German airports - air traffic service providers

Percentage of IFR events (take-offs and landings) at the regional towers in the Federal Republic of Germany differentiated between DFS Aviation Services, Austro Control and other providers.



- DFS Aviation Services: Dortmund (EDLW), Friedrichshafen (EDNY), Karlsruhe/Baden-Baden (EDSB), Lahr (EDTL), Magdeburg/Cochstedt (EDBC), Memmingen (EDJA), Mönchengladbach (EDLN), Niederrhein (EDLV), Paderborn/Lippstadt (EDLP)
- Austro Control: Augsburg (EDMA), Braunschweig-Wolfsburg (EDVE), Frankfurt-Hahn (EDFH), Heringsdorf (EDAH), Hof-Plauen (EDQM), Kassel-Calden (EDVK), Lübeck-Blankensee (EDHL), Schwerin-Parchim (EDOP), Sylt (EDXW)
- Others: Ingolstadt/Manching (ETSI), Laage (ETNL), Mannheim City (EDFM)

ATFM Arrival Delay

(Data Source: NM statistics, DFS LIZ)

ATFM Arrival Delay with reference to the relevant airport, in minutes per IFR arrival.

ATFM Arrival Delay:

sum of all arrival ATFM delay divided by the sum of all inbound flights for the particular traffic volume

Airports		ATC Delay [min/arrival]	non ATC Delay [min/arrival]	
	All Airports	0,0270	0,0579	
EDDK	Köln/Bonn	0	0,3458	
EDDP	Leipzig/Halle	0	0,1858	
EDDF	Frankfurt/Main	0,0879	0	

Please note: The ATFM delay data are provided by NM statistics. Due to internal distribution of the ATFM delay, data are modified by OX/OP. The inbound flight information is based on LIZ statistics.

All Airports means all international German airports: Berlin-Brandenburg (EDDB), Bremen (EDDW), Dresden (EDDC), Düsseldorf (EDDL), Erfurt/Weimar (EDDE), Frankfurt/Main (EDDF), Hamburg (EDDH), Hannover (EDDV), Köln/Bonn (EDDK), Leipzig/Halle (EDDP), München (EDDM), Münster/Osnabrück (EDDG), Nürnberg (EDDN), Saarbrücken (EDDR), Stuttgart (EDDS)