



LIZ Bulletin

DFS Situation and Information Centre

Week 41

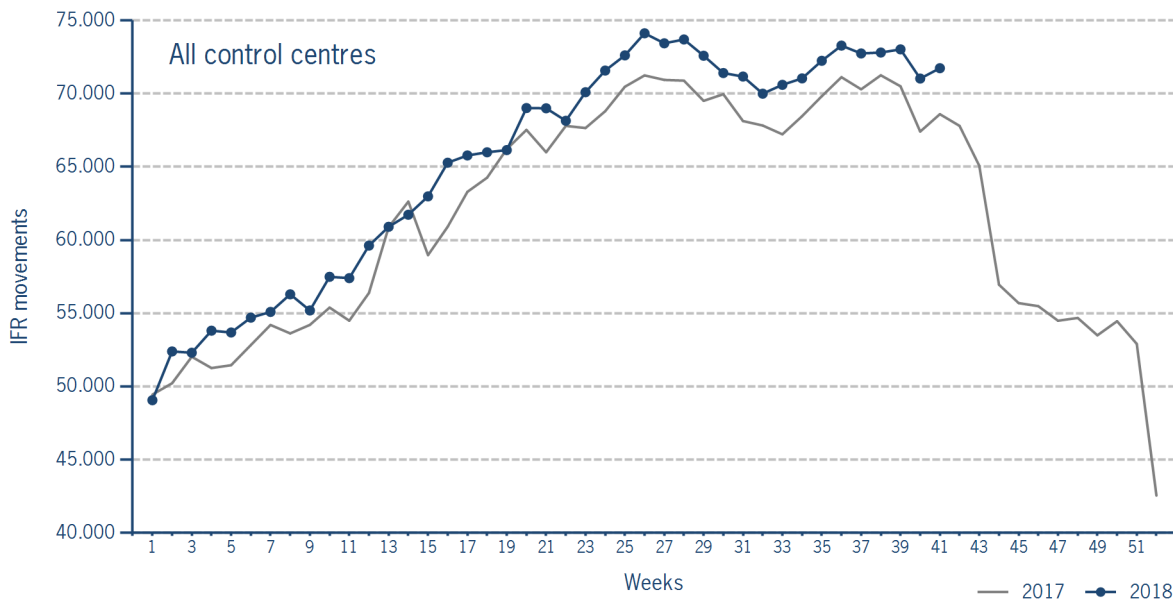
8 OCT 2018 - 14 OCT 2018

Version 17.10.2018

IFR flights in the Federal Republic of Germany

IFR movements (entries, exits, overflights and domestics) in all control sectors with a German designator.

	2018	2017	Trend
Week 41	71.745	68.602	4,6%
Cumulated Weeks	2.681.373	2.594.171	3,4%

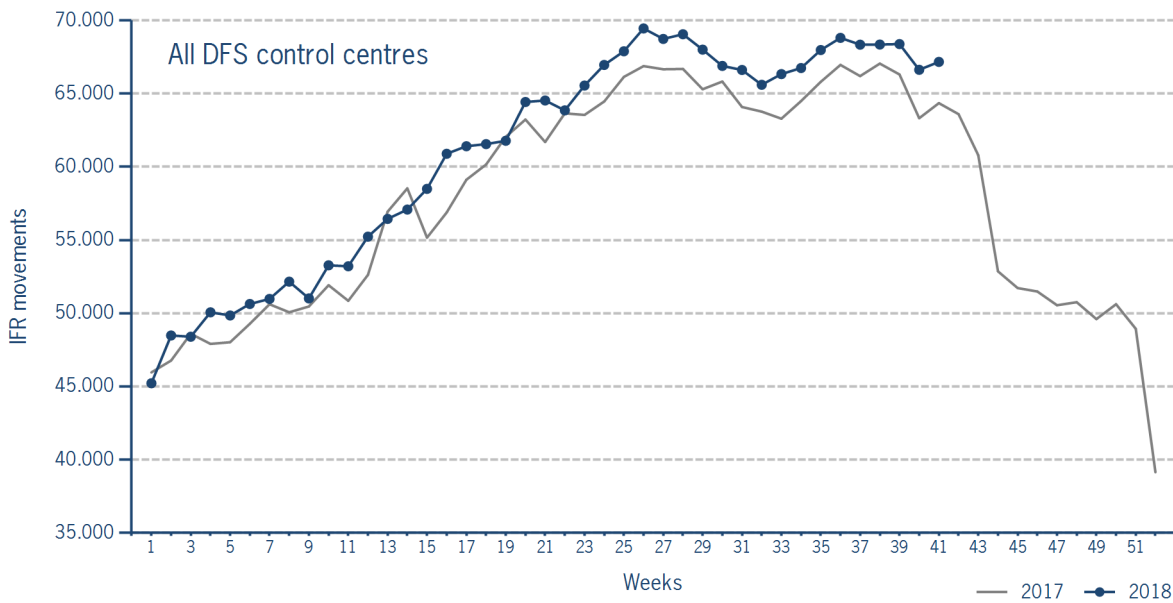


Please note: This count covers the traffic in the area build by all control sectors with a German designator („ED“), regardless of the service provider, including civil and military traffic in sectors controlled by DFS and Maastricht UAC (Maastricht-Hannover sectors). The area counted is composed of modular control sectors designed for ATC purposes with partly cross border structures and is therefore not identical to the political border of the Federal Republic of Germany or the national Flight Information Region (FIR).

IFR flights controlled by DFS

IFR movements (entries, exits, overflights and domestics) in control sectors controlled by DFS.

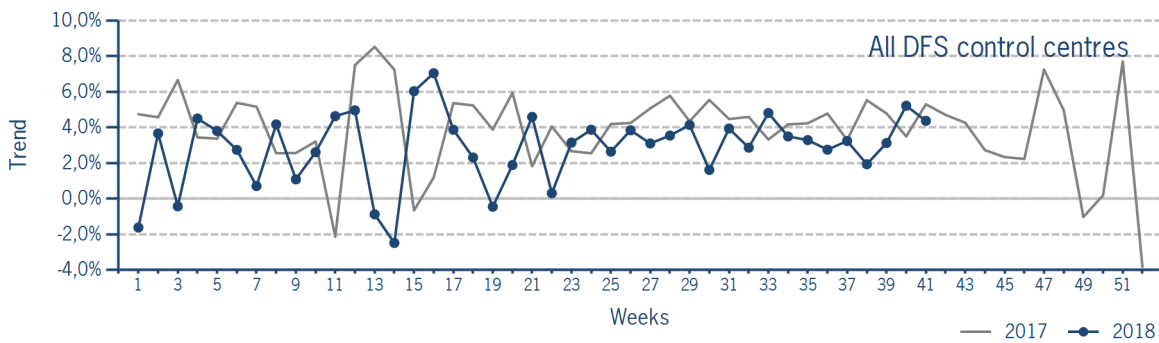
	2018	2017	Trend
Week 41	67.175	64.357	4,4%
Cumulated Weeks	2.502.660	2.431.756	2,9%



Please note: This count covers the traffic in the area build by control sectors of DFS control centres, including civil and military traffic. Traffic in Maastricht UAC (Maastricht-Hannover sectors) is not counted.

IFR flights controlled by DFS - trend

Trend in the number of IFR movements (entries, exits, overflights and domestics) in control sectors controlled by DFS.

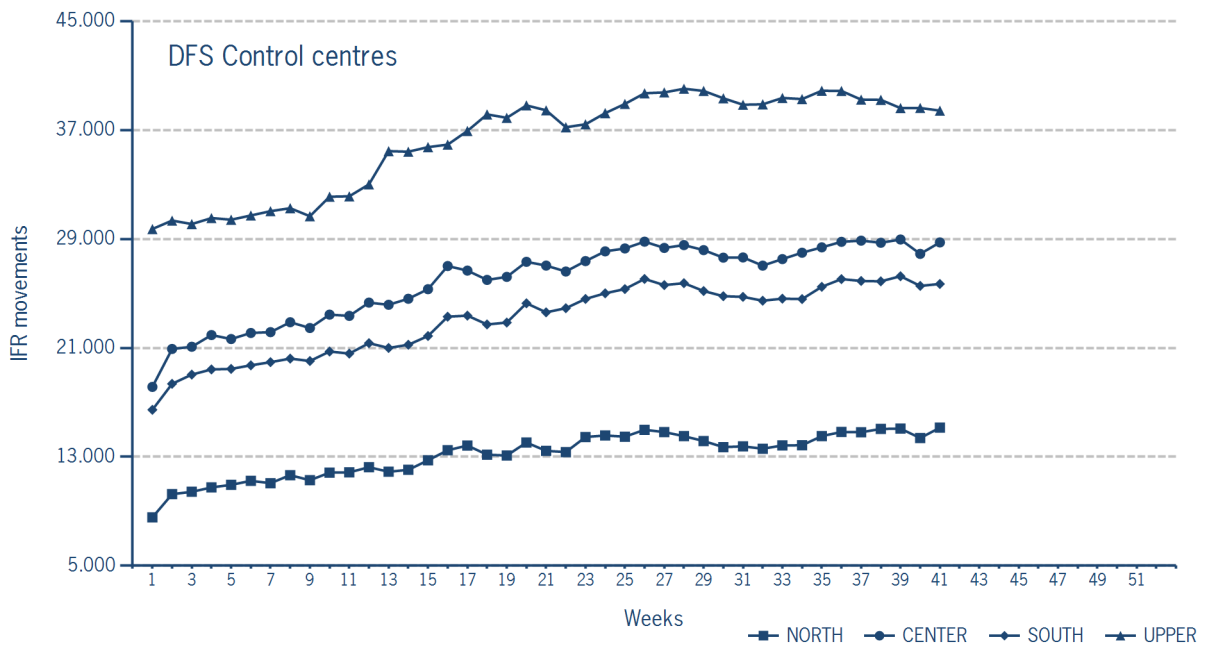


IFR flights controlled by DFS - in detail

IFR movements (entries, exits, overflights and domestics) controlled by DFS at the different control centres.

	NORTH	CENTER	SOUTH	UPPER
Week 41	15.141	28.748	25.697	38.428
Trend	5,5%	4,2%	7,1%	-1,4%
Cumulated Weeks	537.757	1.061.345	945.123	1.485.685
Trend	-0,3%	4,0%	4,7%	-0,4%

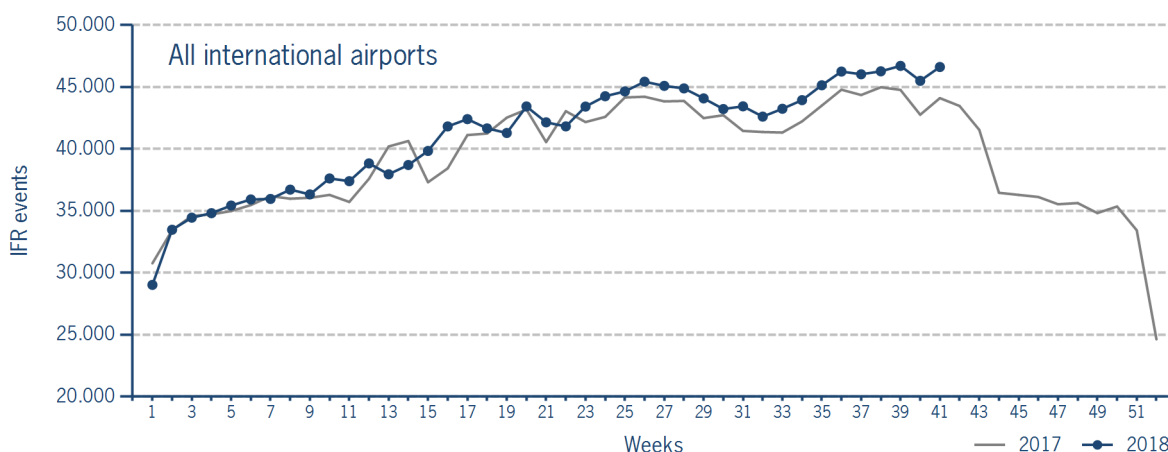
Please note: The trend numbers compare counts of the airspaces in their current configuration to the count of the same airspace in 2017.



IFR flights at international German airports

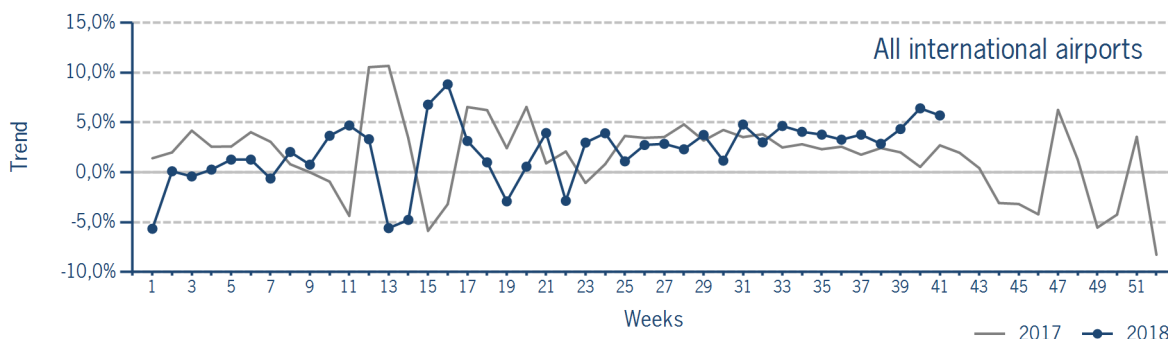
IFR events (take-offs and landings) at the international DFS towers in the Federal Republic of Germany.

	2018	2017	Trend
Week 41	46.614	44.100	5,7%
Cumulated Weeks	1.687.677	1.651.557	2,2%



IFR flights at international German airports - trend

Trend in the number of IFR events (take-offs and landings) at the international DFS towers in the Federal Republic of Germany.



IFR flights at international German airports - airport category

IFR events (take-offs and landings) at the international DFS towers in the Federal Republic of Germany differentiated by Hub Gateways (HUB), International Access Airports 1 (IAA1) and International Access Airports 2 (IAA2).

	HUB	IAA1	IAA2
Week 41	24.124	20.376	2.114
Trend	4,4%	7,3%	4,8%
Cumulated Weeks	903.790	713.871	70.016
Trend	2,4%	1,9%	2,2%

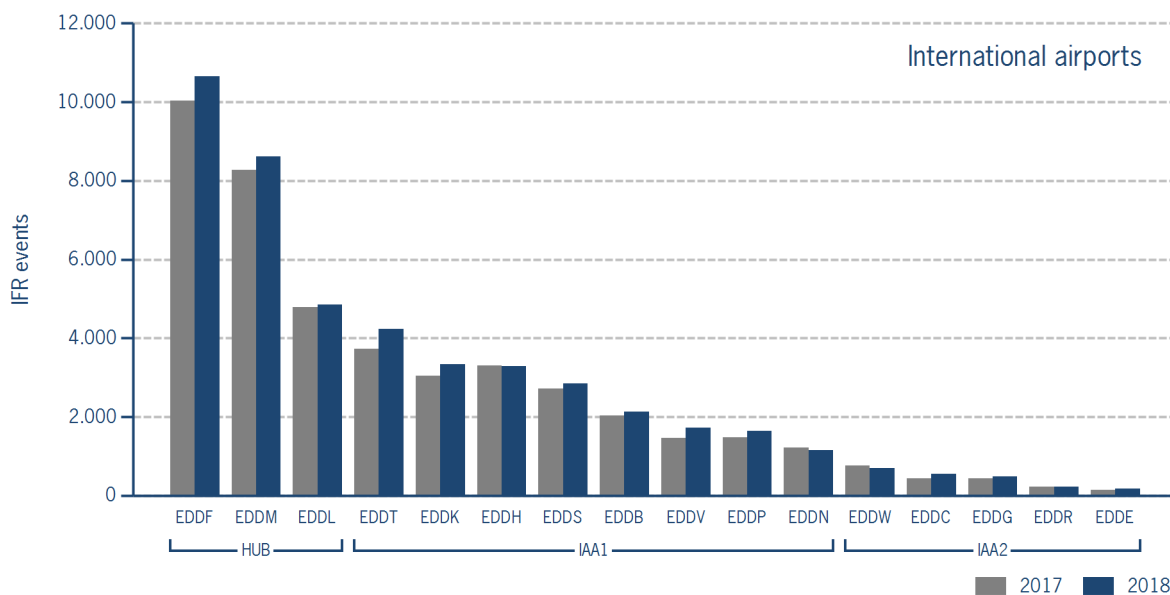
IFR flights at international German airports - in detail

IFR events (take-offs and landings) at the different international DFS towers in the Federal Republic of Germany.

		Week 41	Trend	Week 1 - 41	Trend
HUB					
EDDF	Frankfurt/Main	10.661	6,2%	407.039	7,7%
EDDL	Düsseldorf	4.848	1,2%	171.703	-5,9%
EDDM	München	8.615	4,2%	325.048	0,9%

		Week 41	Trend	Week 1 - 41	Trend
IAA1					
EDDB	Berlin-Schönefeld	2.137	5,1%	80.323	0,8%
EDDH	Hamburg	3.290	-0,4%	117.658	-5,2%
EDDK	Köln/Bonn	3.334	9,5%	114.028	2,1%
EDDN	Nürnberg	1.158	-5,4%	43.437	1,4%
EDDP	Leipzig/Halle	1.635	11,1%	58.763	14,5%
EDDS	Stuttgart	2.852	4,7%	102.577	8,0%
EDDT	Berlin-Tegel	4.238	13,8%	144.153	-1,0%
EDDV	Hannover	1.732	18,5%	52.932	5,2%

		Week 41	Trend	Week 1 - 41	Trend
IAA2					
EDDC	Dresden	545	23,3%	17.620	1,3%
EDDE	Erfurt/Weimar	173	14,6%	4.479	-1,3%
EDDG	Münster/Osnabrück	487	9,9%	15.372	4,5%
EDDR	Saarbrücken	219	-1,4%	7.482	0,7%
EDDW	Bremen	690	-9,2%	25.063	2,5%



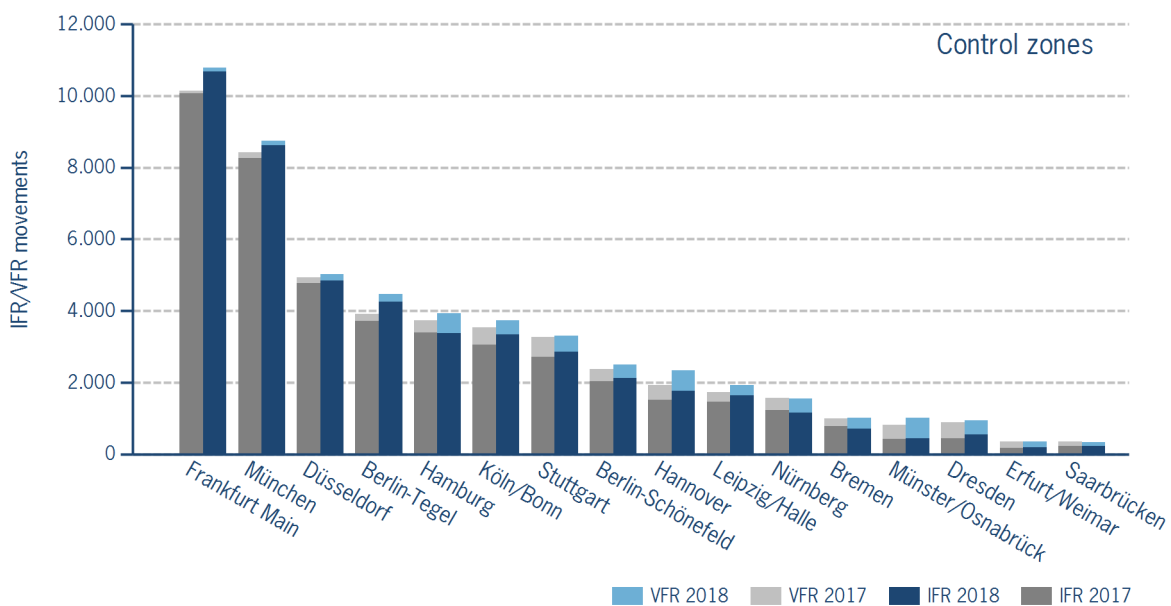
IFR/VFR flights in control zones of DFS towers

IFR/VFR movements (entries, exits, overflights and domestics) at the different control zones of international DFS towers.

	Week 41	Trend	Week 1 - 41	Trend
Berlin-Schönefeld	2.506	5,5%	93.991	2,9%
Berlin-Tegel	4.463	14,2%	152.228	-0,4%
Bremen	1.007	2,0%	36.896	3,3%
Dresden	946	7,1%	30.728	4,7%
Düsseldorf	5.016	1,6%	177.949	-5,8%
Erfurt/Weimar	349	0,6%	10.751	-3,3%
Frankfurt Main	10.789	6,3%	411.330	7,7%
Hamburg	3.936	5,3%	142.653	-3,0%
Hannover	2.335	21,6%	71.998	7,9%
Köln/Bonn	3.740	5,6%	128.066	1,6%
Leipzig/Halle	1.920	10,8%	70.865	11,7%
München	8.745	3,9%	330.000	1,0%
Münster/Osnabrück	1.006	22,8%	32.086	6,8%
Nürnberg	1.541	-2,0%	55.889	2,8%
Saarbrücken	329	-6,8%	12.290	-1,6%
Stuttgart	3.296	1,1%	117.381	6,9%

Additional information:

Münster reported no glider movements for the current week, i.e. 2.386 glider movements for the cumulated year.



IFR flights at regional German airports - in detail

IFR events (take-offs and landings) at the different regional towers in the Federal Republic of Germany with control zone and barely any PPR.

	2018	2017	Trend
Week 41	3.652	3.608	1,2%
Cumulated Weeks	135.030	129.988	3,9%

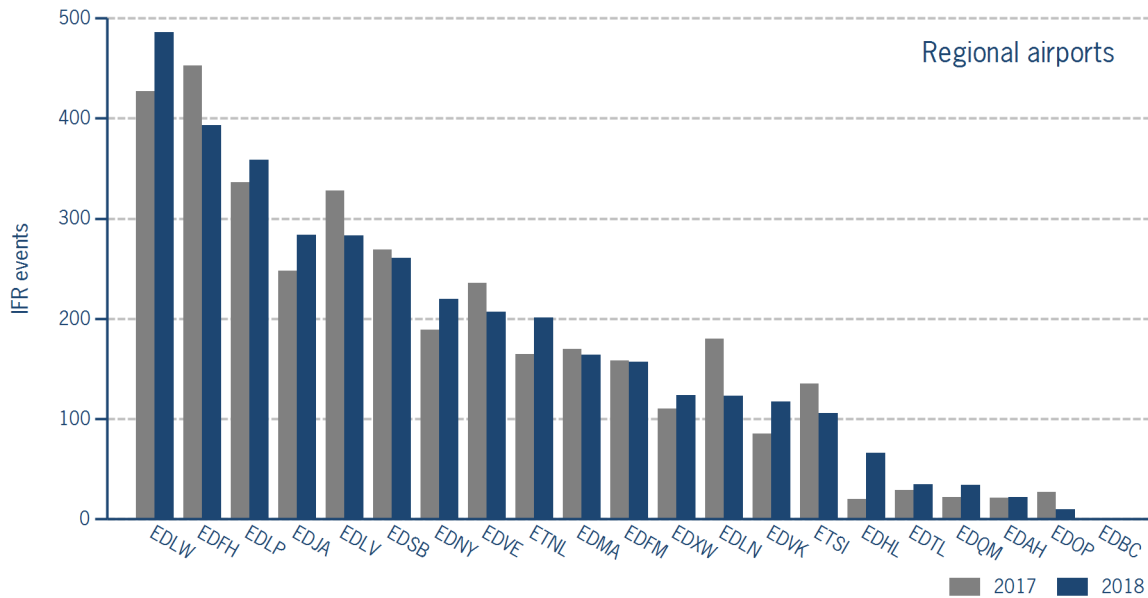
	Week 41	Trend	Week 1 - 41	Trend
EDAH Heringsdorf	22	4,8%	755	-1,3%
EDBC Magdeburg/Cochstedt	0	N/A	1	-75,0%
EDFH Frankfurt-Hahn	393	-13,2%	15.988	-4,0%
EDFM Mannheim City	157	-0,6%	5.425	6,0%
EDHL Lübeck-Blankensee	66	OLC*	2.108	29,5%
EDJA Memmingen	284	14,5%	10.926	19,4%
EDLN Mönchengladbach	123	-31,7%	5.298	12,2%
EDLP Paderborn/Lippstadt	359	6,8%	11.248	8,7%
EDLV Niederrhein	283	-13,7%	10.153	-4,9%
EDLW Dortmund	486	13,8%	17.766	11,1%
EDMA Augsburg	164	-3,5%	5.561	-2,2%
EDNY Friedrichshafen	220	16,4%	8.246	1,3%
EDOP Schwerin-Parchim	10	-63,0%	451	-49,2%
EDQM Hof-Plauen	34	54,5%	1.143	-6,9%
EDSB Karlsruhe/Baden-Baden	261	-3,0%	10.095	-4,7%
EDTL Lahr	35	20,7%	1.166	-6,7%
EDVE Braunschweig-Wolfsburg	207	-12,3%	7.638	-1,8%
EDVK Kassel-Calden	117	37,6%	3.790	8,7%
EDXW Sylt	124	12,7%	5.266	5,3%
ETNL Laage	201	21,8%	7.738	20,8%
ETSI Ingolstadt/Manching	106	-21,5%	4.268	-4,3%

*The value is of limited conclusiveness (OLC).

Please note: The airport Magdeburg-Cochstedt (EDBC) is currently closed.

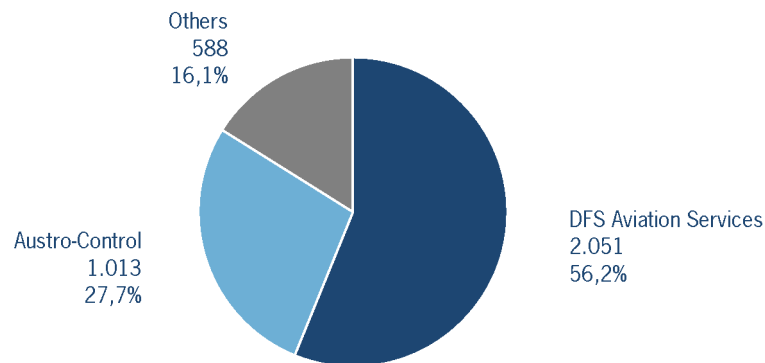
IFR flights at regional German airports - in detail

IFR events (take-offs and landings) at the different regional towers in the Federal Republic of Germany with control zone and barely any PPR.



IFR flights at regional German airports - air traffic service providers

Percentage of IFR events (take-offs and landings) at the regional towers in the Federal Republic of Germany differentiated between DFS Aviation Services, Austro Control and other providers.



- DFS Aviation Services: Dortmund (EDLW), Friedrichshafen (EDNY), Karlsruhe/Baden-Baden (EDSB), Lahr (EDTL), Magdeburg/Cochstedt (EDBC), Memmingen (EDJA), Mönchengladbach (EDLN), Niederrhein (EDLV), Paderborn/Lippstadt (EDLP)
- Austro Control: Augsburg (EDMA), Braunschweig-Wolfsburg (EDVE), Frankfurt-Hahn (EDFH), Heringsdorf (EDAH), Hof-Plauen (EDQM), Kassel-Calden (EDVK), Lübeck-Blankensee (EDHL), Schwerin-Parchim (EDOP)
- Others: Ingolstadt/Manching (ETSI), Laage (ETNL), Mannheim City (EDFM), Sylt (EDXW)

ATFM Arrival Delay

(Data Source: NM statistics, DFS LIZ)

ATFM Arrival Delay with reference to the relevant airport, in minutes per IFR arrival.

ATFM Arrival Delay:

sum of all arrival ATFM delay divided by the sum of all inbound flights for the particular traffic volume

Airports		ATC Delay [min/arrival]	non ATC Delay [min/arrival]	
	All Airports	0,3982	0,2076	
EDDW	Bremen	7,1908	0	
EDDF	Frankfurt/Main	1,2582	0	
EDDK	Köln/Bonn	0	0,6269	
EDDB	Berlin-Schönefeld	0	0,4242	
EDDL	Düsseldorf	0	0,3804	
EDDM	München	0	0,3347	
EDDS	Stuttgart	0	0,3277	
EDDT	Berlin-Tegel	0	0,2321	
EDDP	Leipzig/Halle	0,0888	0,0207	
EDDV	Hannover	0,0324	0	

Please note: The ATFM delay data are provided by NM statistics. Due to internal distribution of the ATFM delay, data are modified by CC/FC and TWR/M. The inbound flight information is based on LIZ statistics.

All Airports means all international German airports: Berlin-Schönefeld (EDDB), Berlin-Tegel (EDDT), Bremen (EDDW), Dresden (EDDC), Düsseldorf (EDDL), Erfurt/Weimar (EDDE), Frankfurt/Main (EDDF), Hamburg (EDDH), Hannover (EDDV), Köln/Bonn (EDDK), Leipzig/Halle (EDDP), München (EDDM), Münster/Osnabrück (EDDG), Nürnberg (EDDN), Saarbrücken (EDDR), Stuttgart (EDDS)