



LIZ Bulletin

DFS Situation and Information Centre

Week 12

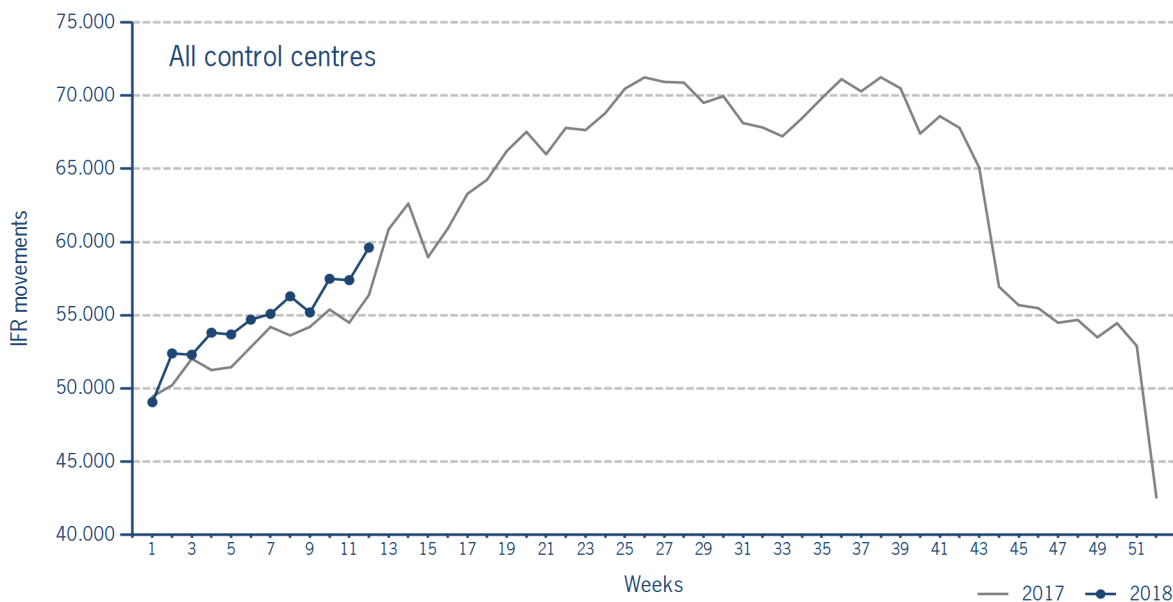
19 MAR 2018 - 25 MAR 2018

Version 28.03.2018

IFR flights in the Federal Republic of Germany

IFR movements (entries, exits, overflights and domestics) in all control sectors with a German designator.

	2018	2017	Trend
Week 12	59.622	56.385	5,7%
Cumulated Weeks	657.006	635.475	3,4%

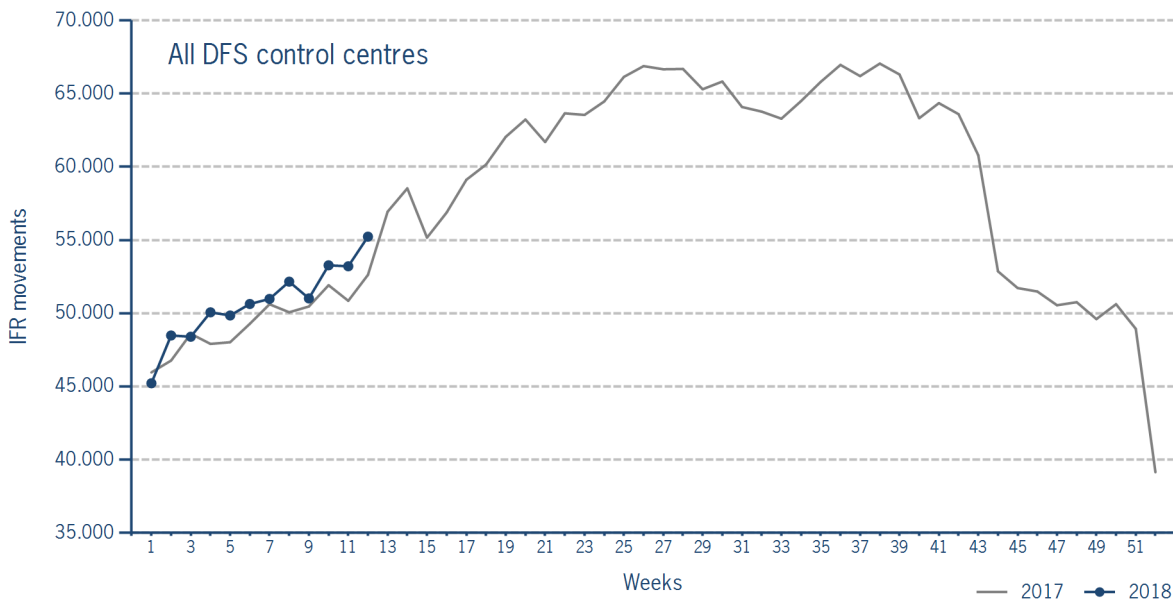


Please note: This count covers the traffic in the area build by all control sectors with a German designator („ED“), regardless of the service provider, including civil and military traffic in sectors controlled by DFS and Maastricht UAC (Maastricht-Hannover sectors). The area counted is composed of modular control sectors designed for ATC purposes with partly cross border structures and is therefore not identical to the political border of the Federal Republic of Germany or the national Flight Information Region (FIR).

IFR flights controlled by DFS

IFR movements (entries, exits, overflights and domestics) in control sectors controlled by DFS.

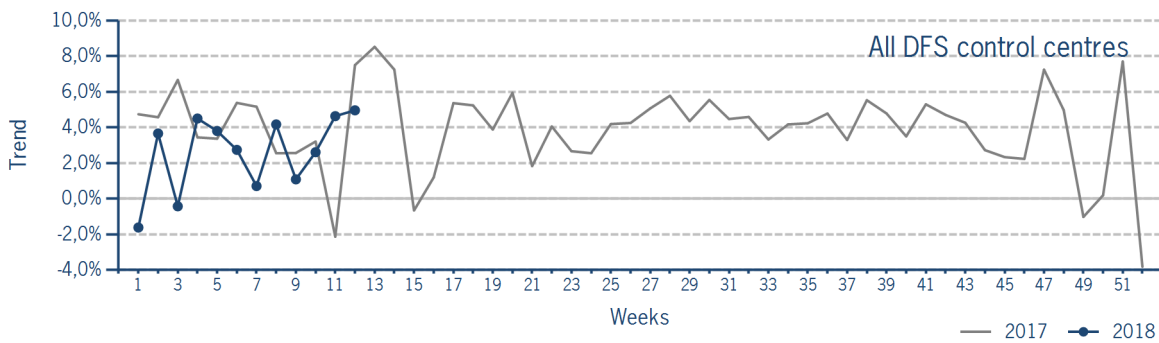
	2018	2017	Trend
Week 12	55.233	52.619	5,0%
Cumulated Weeks	608.481	593.026	2,6%



Please note: This count covers the traffic in the area build by control sectors of DFS control centres, including civil and military traffic. Traffic in Maastricht UAC (Maastricht-Hannover sectors) is not counted.

IFR flights controlled by DFS - trend

Trend in the number of IFR movements (entries, exits, overflights and domestics) in control sectors controlled by DFS.

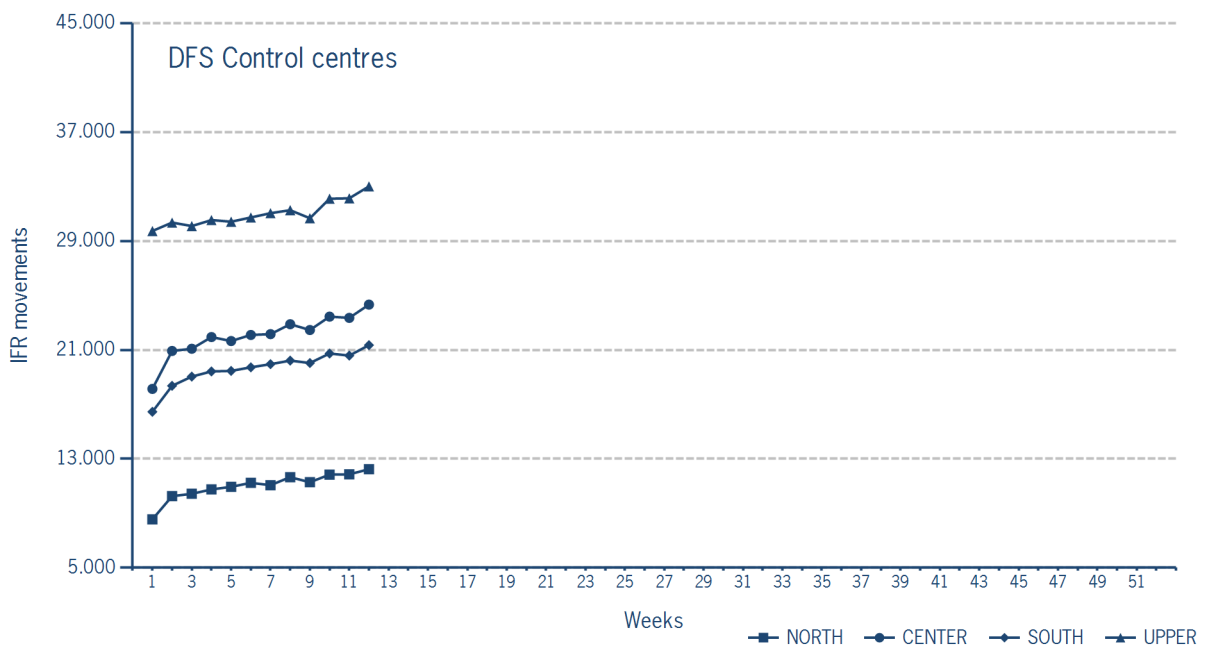


IFR flights controlled by DFS - in detail

IFR movements (entries, exits, overflights and domestics) controlled by DFS at the different control centres.

	NORTH	CENTER	SOUTH	UPPER
Week 12	12.237	24.327	21.350	33.010
Trend	-2,2%	5,9%	5,2%	6,0%
Cumulated Weeks	132.111	264.472	235.328	372.096
Trend	-2,9%	4,0%	3,3%	3,2%

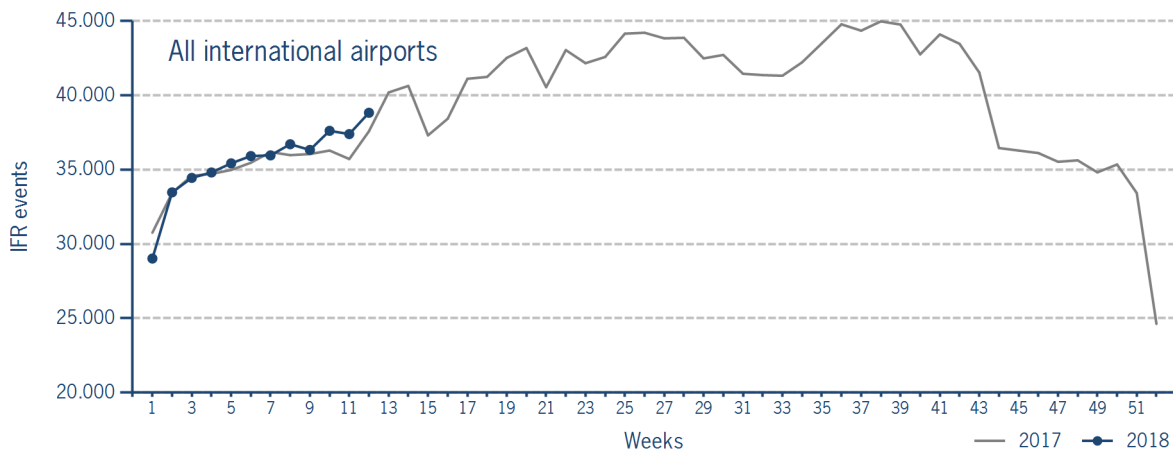
Please note: The trend numbers compare counts of the airspaces in their current configuration to the count of the same airspace in 2017.



IFR flights at international German airports

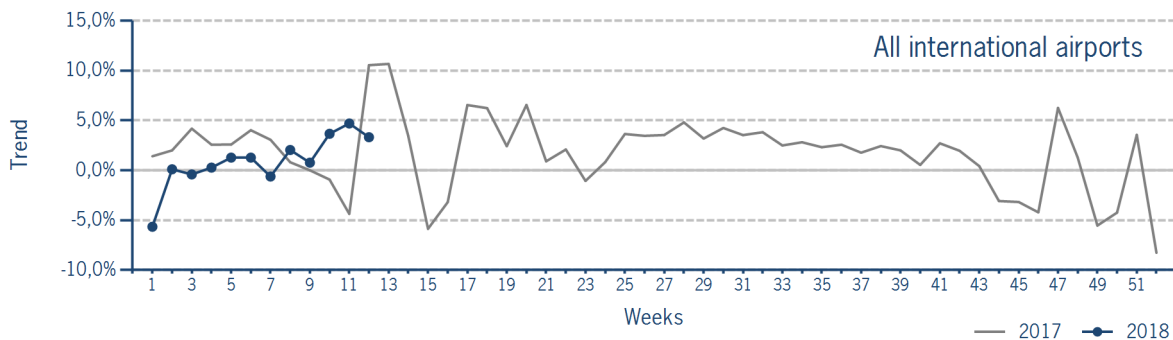
IFR events (take-offs and landings) at the international DFS towers in the Federal Republic of Germany.

	2018	2017	Trend
Week 12	38.830	37.583	3,3%
Cumulated Weeks	425.932	421.742	1,0%



IFR flights at international German airports - trend

Trend in the number of IFR events (take-offs and landings) at the international DFS towers in the Federal Republic of Germany.



IFR flights at international German airports - airport category

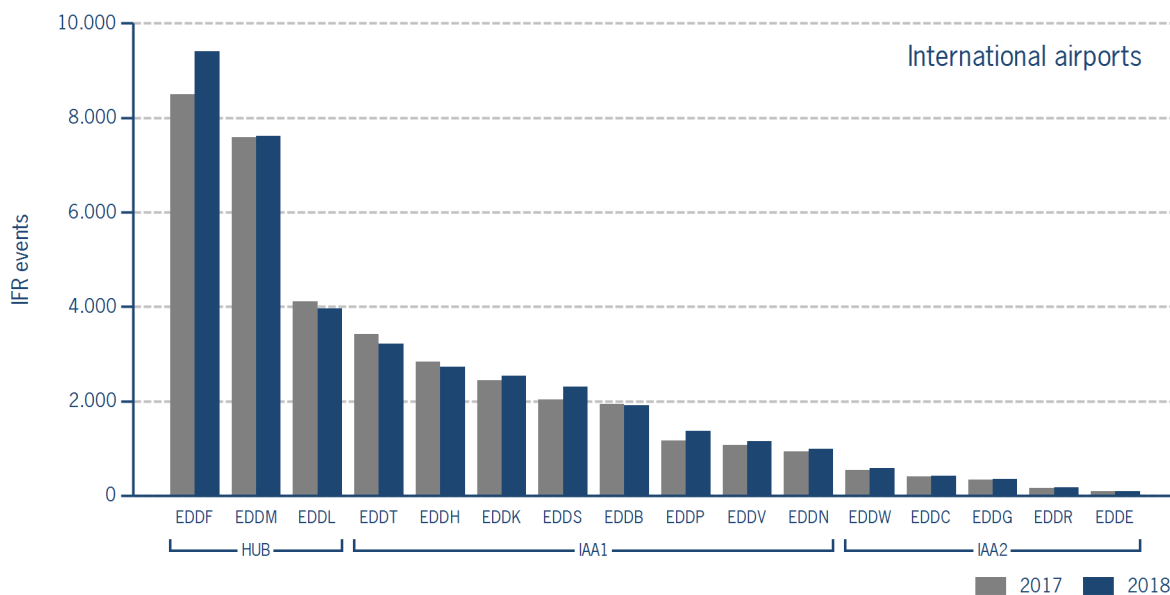
IFR events (take-offs and landings) at the international DFS towers in the Federal Republic of Germany differentiated by Hub Gateways (HUB), International Access Airports 1 (IAA1) and International Access Airports 2 (IAA2).

	HUB	IAA1	IAA2
Week 12	20.977	16.215	1.638
Trend	3,8%	2,3%	6,8%
Cumulated Weeks	233.703	176.076	16.153
Trend	2,0%	0,1%	-3,5%

IFR flights at international German airports - in detail

IFR events (take-offs and landings) at the different international DFS towers in the Federal Republic of Germany.

		Week 12	Trend	Week 1 - 12	Trend
HUB					
EDDF	Frankfurt/Main	9.405	10,6%	104.696	7,9%
EDDL	Düsseldorf	3.959	-3,6%	42.896	-7,0%
EDDM	München	7.613	0,3%	86.111	0,3%
IAA1					
EDDB	Berlin-Schönefeld	1.911	-1,2%	21.065	-2,2%
EDDH	Hamburg	2.725	-3,9%	30.087	-5,8%
EDDK	Köln/Bonn	2.543	3,9%	27.620	0,5%
EDDN	Nürnberg	990	5,5%	10.496	1,8%
EDDP	Leipzig/Halle	1.372	18,1%	15.450	14,1%
EDDS	Stuttgart	2.311	13,7%	24.543	9,6%
EDDT	Berlin-Tegel	3.213	-6,2%	34.685	-6,2%
EDDV	Hannover	1.150	7,4%	12.130	3,0%
IAA2					
EDDC	Dresden	417	3,7%	4.251	-11,6%
EDDE	Erfurt/Weimar	99	7,6%	830	-5,8%
EDDG	Münster/Osnabrück	356	6,9%	3.480	4,0%
EDDR	Saarbrücken	179	11,9%	1.686	-0,1%
EDDW	Bremen	587	7,3%	5.906	-1,7%



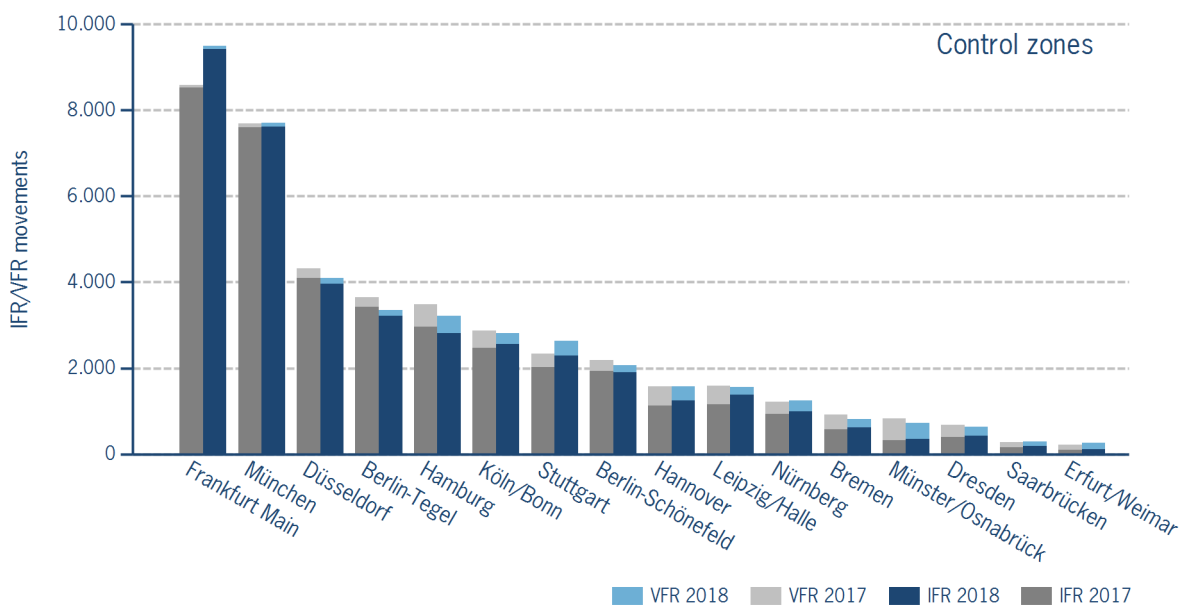
IFR/VFR flights in control zones of DFS towers

IFR/VFR movements (entries, exits, overflights and domestics) at the different control zones of international DFS towers.

	Week 12	Trend	Week 1 - 12	Trend
Berlin-Schönefeld	2.063	-5,9%	22.801	-5,1%
Berlin-Tegel	3.345	-8,3%	36.431	-5,6%
Bremen	820	-11,3%	8.333	-2,1%
Dresden	638	-5,3%	6.123	-7,9%
Düsseldorf	4.093	-5,2%	44.374	-7,0%
Erfurt/Weimar	263	21,8%	1.958	2,6%
Frankfurt Main	9.494	10,6%	105.582	7,8%
Hamburg	3.209	-8,1%	34.311	-5,6%
Hannover	1.578	0,4%	16.146	5,0%
Köln/Bonn	2.818	-2,1%	30.690	0,3%
Leipzig/Halle	1.555	-1,8%	18.000	11,3%
München	7.707	0,2%	87.208	0,3%
Münster/Osnabrück	718	-13,7%	7.051	10,5%
Nürnberg	1.253	3,1%	12.940	1,3%
Saarbrücken	296	6,5%	2.600	-5,4%
Stuttgart	2.633	12,4%	27.346	7,0%

Additional information:

Münster reported no glider movements for the current week, i.e. no glider movements for the cumulated year.



IFR flights at regional German airports - in detail

IFR events (take-offs and landings) at the different regional towers in the Federal Republic of Germany with control zone and barely any PPR.

	2018	2017	Trend
Week 12	3.079	3.083	-0,1%
Cumulated Weeks	32.260	30.706	5,1%

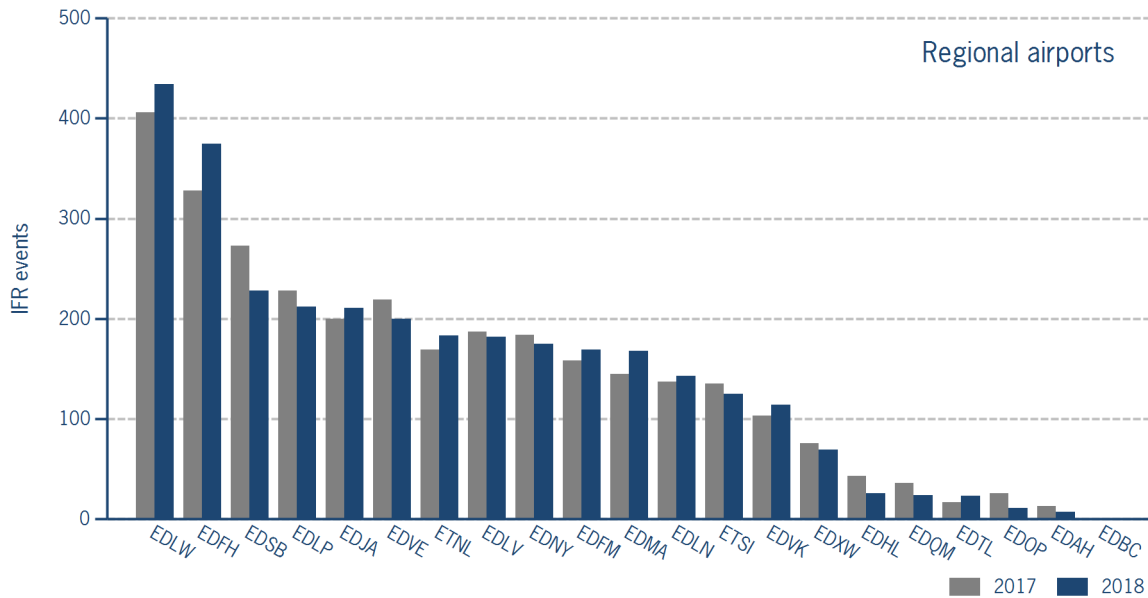
	Week 12	Trend	Week 1 - 12	Trend
EDAH Heringsdorf	7	-46,2%	71	-12,3%
EDBC Magdeburg/Cochstedt	0	N/A	0	OLC*
EDFH Frankfurt-Hahn	375	14,3%	4.183	5,0%
EDFM Mannheim City	169	7,0%	1.429	-2,1%
EDHL Lübeck-Blankensee	26	-39,5%	326	-7,6%
EDJA Memmingen	211	5,5%	2.648	21,0%
EDLN Mönchengladbach	143	4,4%	1.416	19,2%
EDLP Paderborn/Lippstadt	212	-7,0%	2.366	7,9%
EDLV Niederrhein	182	-2,7%	2.001	11,7%
EDLW Dortmund	434	6,9%	4.512	10,6%
EDMA Augsburg	168	15,9%	1.436	1,3%
EDNY Friedrichshafen	175	-4,9%	2.024	-4,0%
EDOP Schwerin-Parchim	11	-57,7%	175	12,2%
EDQM Hof-Plauen	24	-33,3%	267	-11,6%
EDSB Karlsruhe/Baden-Baden	228	-16,5%	2.328	-10,4%
EDTL Lahr	23	35,3%	311	13,1%
EDVE Braunschweig-Wolfsburg	200	-8,7%	2.126	-6,1%
EDVK Kassel-Calden	114	10,7%	913	17,5%
EDXW Sylt	69	-9,2%	652	-4,0%
ETNL Laage	183	8,3%	1.829	16,3%
ETSI Ingolstadt/Manching	125	-7,4%	1.247	0,4%

*The value is of limited conclusiveness (OLC).

Please note: The airport Magdeburg-Cochstedt (EDBC) is currently closed.

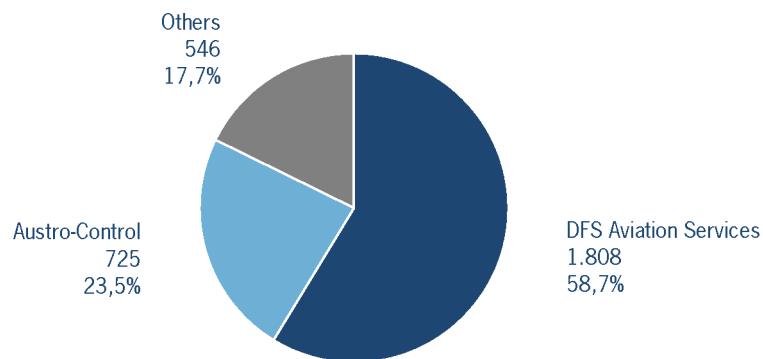
IFR flights at regional German airports - in detail

IFR events (take-offs and landings) at the different regional towers in the Federal Republic of Germany with control zone and barely any PPR.



IFR flights at regional German airports - air traffic service providers

Percentage of IFR events (take-offs and landings) at the regional towers in the Federal Republic of Germany differentiated between DFS Aviation Services, Austro Control and other providers.



DFS Aviation Services: Dortmund (EDLW), Frankfurt-Hahn (EDFH), Karlsruhe/Baden-Baden (EDSB), Lahr (EDTL), Magdeburg/Cochstedt (EDBC), Memmingen (EDJA), Mönchengladbach (EDLN), Niederrhein (EDLV), Paderborn/Lippstadt (EDLP)

Austro Control: Augsburg (EDMA), Braunschweig-Wolfsburg (EDVE), Friedrichshafen (EDNY), Heringsdorf (EDAH), Hof-Plauen (EDQM), Kassel-Calden (EDVK), Lübeck-Blankensee (EDHL), Schwerin-Parchim (EDOP)

Others: Ingolstadt/Manching (ETSI), Laage (ETNL), Mannheim City (EDFM), Sylt (EDXW)

ATFM Arrival Delay

(Data Source: NM statistics, DFS LIZ)

ATFM Arrival Delay with reference to the relevant airport, in minutes per IFR arrival.

ATFM Arrival Delay:

sum of all arrival ATFM delay divided by the sum of all inbound flights for the particular traffic volume

Airports		ATC Delay [min/arrival]	non ATC Delay [min/arrival]	
	All Airports	0,0031	0,1792	
EDDT	Berlin-Tegel	0	0,4587	
EDDF	Frankfurt/Main	0	0,4579	
EDDH	Hamburg	0	0,2594	
EDDL	Düsseldorf	0,0308	0,0328	
EDDM	München	0	0,0449	

Please note: The ATFM delay data are provided by NM statistics. Due to internal distribution of the ATFM delay, data are modified by CC/FC and TWR/M. The inbound flight information is based on LIZ statistics.

All Airports means all international German airports: Berlin-Schönefeld (EDDB), Berlin-Tegel (EDDT), Bremen (EDDW), Dresden (EDDC), Düsseldorf (EDDL), Erfurt/Weimar (EDDE), Frankfurt/Main (EDDF), Hamburg (EDDH), Hannover (EDDV), Köln/Bonn (EDDK), Leipzig/Halle (EDDP), München (EDDM), Münster/Osnabrück (EDDG), Nürnberg (EDDN), Saarbrücken (EDDR), Stuttgart (EDDS)