



LIZ Bulletin

DFS Situation and Information Centre

Week 7

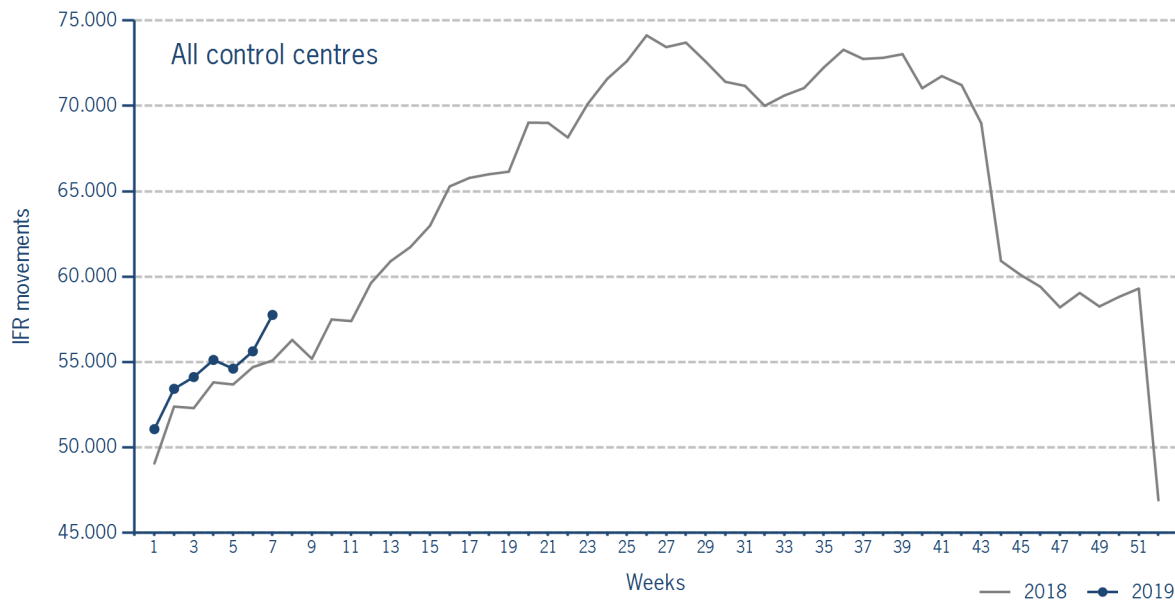
11 FEB 2019 - 17 FEB 2019

Version 22.02.2019

IFR flights in the Federal Republic of Germany

IFR movements (entries, exits, overflights and domestics) in all control sectors with a German designator.

	2019	2018	Trend
Week 7	57.757	55.089	4,8%
Cumulated Weeks	381.725	371.017	2,9%

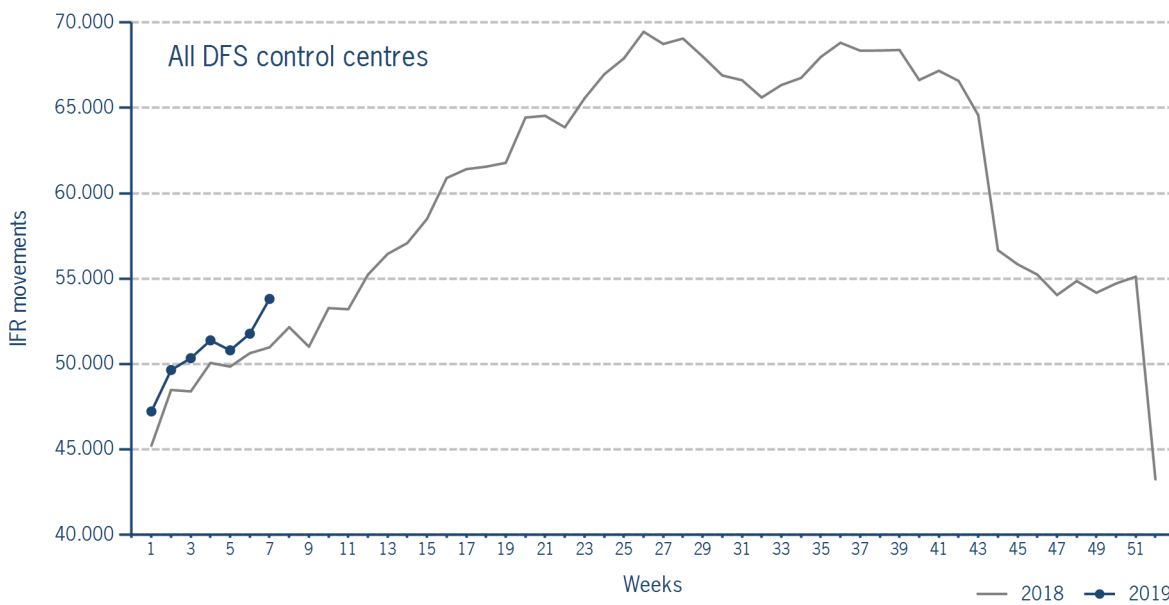


Please note: This count covers the traffic in the area build by all control sectors with a German designator („ED“), regardless of the service provider, including civil and military traffic in sectors controlled by DFS and Maastricht UAC (Maastricht-Hannover sectors). The area counted is composed of modular control sectors designed for ATC purposes with partly cross border structures and is therefore not identical to the political border of the Federal Republic of Germany or the national Flight Information Region (FIR).

IFR flights controlled by DFS

IFR movements (entries, exits, overflights and domestics) in control sectors controlled by DFS.

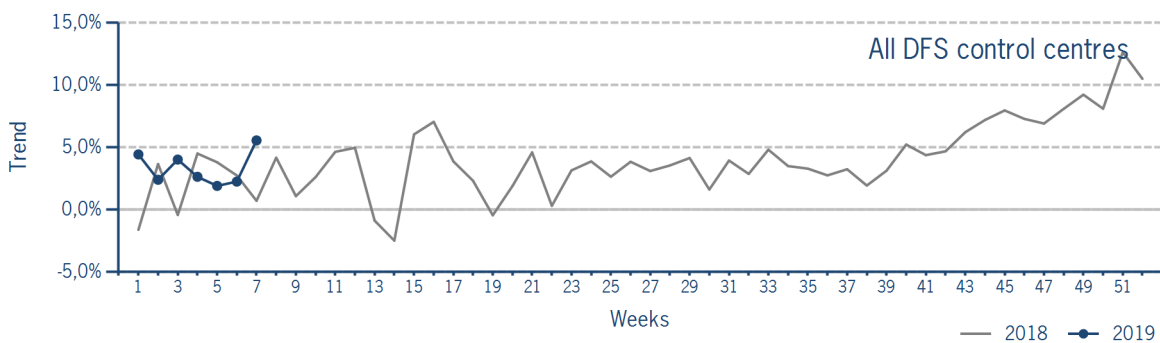
	2019	2018	Trend
Week 7	53.811	50.976	5,6%
Cumulated Weeks	354.975	343.600	3,3%



Please note: This count covers the traffic in the area build by control sectors of DFS control centres, including civil and military traffic. Traffic in Maastricht UAC (Maastricht-Hannover sectors) is not counted.

IFR flights controlled by DFS - trend

Trend in the number of IFR movements (entries, exits, overflights and domestics) in control sectors controlled by DFS.

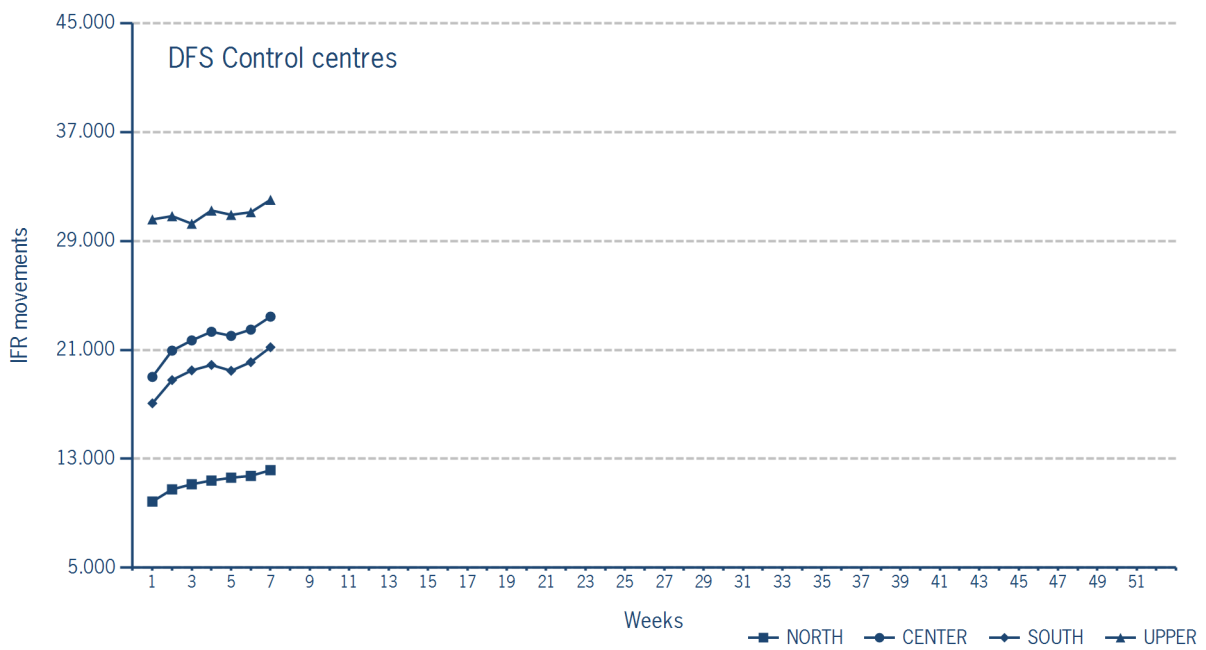


IFR flights controlled by DFS - in detail

IFR movements (entries, exits, overflights and domestics) controlled by DFS at the different control centres.

	NORTH	CENTER	SOUTH	UPPER
Week 7	12.166	23.441	21.198	32.025
Trend	9,9%	5,8%	6,2%	3,2%
Cumulated Weeks	78.676	151.958	136.014	216.980
Trend	7,4%	2,7%	2,7%	1,9%

Please note: The trend numbers compare counts of the airspaces in their current configuration to the count of the same airspace in 2018.



IFR flights at international German airports

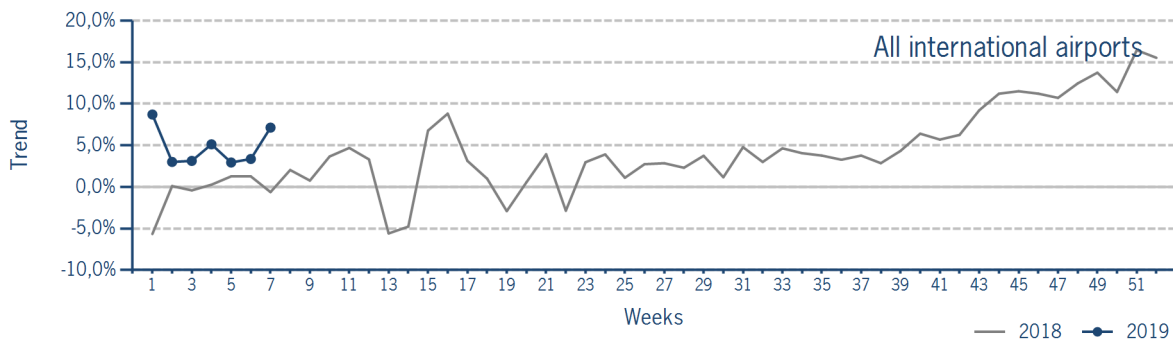
IFR events (take-offs and landings) at the international DFS towers in the Federal Republic of Germany.

	2019	2018	Trend
Week 7	38.527	35.961	7,1%
Cumulated Weeks	250.275	239.055	4,7%



IFR flights at international German airports - trend

Trend in the number of IFR events (take-offs and landings) at the international DFS towers in the Federal Republic of Germany.



IFR flights at international German airports - airport category

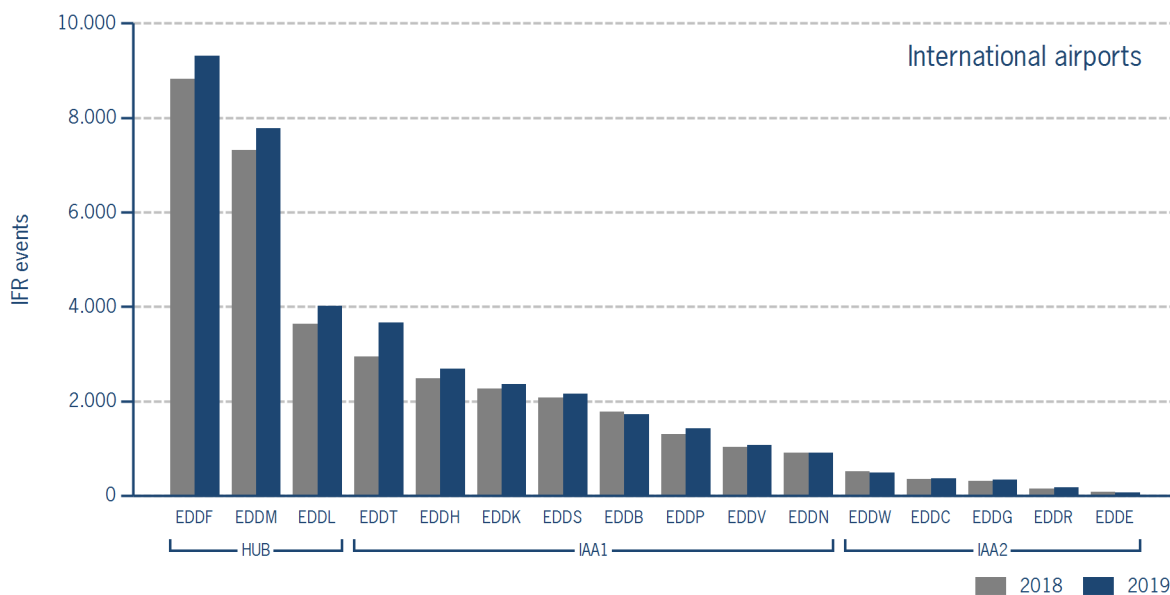
IFR events (take-offs and landings) at the international DFS towers in the Federal Republic of Germany differentiated by Hub Gateways (HUB), International Access Airports 1 (IAA1) and International Access Airports 2 (IAA2).

	HUB	IAA1	IAA2
Week 7	21.103	15.989	1.435
Trend	6,7%	8,2%	1,8%
Cumulated Weeks	136.820	104.333	9.122
Trend	3,6%	6,3%	3,8%

IFR flights at international German airports - in detail

IFR events (take-offs and landings) at the different international DFS towers in the Federal Republic of Germany.

		Week 7	Trend	Week 1 - 7	Trend
HUB					
EDDF	Frankfurt/Main	9.312	5,5%	60.479	2,0%
EDDL	Düsseldorf	4.018	10,6%	26.674	11,3%
EDDM	München	7.773	6,3%	49.667	1,7%
IAA1					
EDDB	Berlin-Schönefeld	1.716	-3,4%	11.456	-3,5%
EDDH	Hamburg	2.686	8,2%	17.364	3,0%
EDDK	Köln/Bonn	2.366	4,4%	15.616	-0,2%
EDDN	Nürnberg	901	-0,1%	5.819	0,4%
EDDP	Leipzig/Halle	1.425	9,1%	9.179	3,9%
EDDS	Stuttgart	2.163	4,2%	14.026	4,3%
EDDT	Berlin-Tegel	3.660	24,2%	24.063	26,3%
EDDV	Hannover	1.072	4,7%	6.810	2,5%
IAA2					
EDDC	Dresden	371	5,1%	2.436	5,2%
EDDE	Erfurt/Weimar	65	-23,5%	482	12,9%
EDDG	Münster/Osnabrück	337	7,7%	1.972	3,3%
EDDR	Saarbrücken	172	17,0%	962	-0,7%
EDDW	Bremen	490	-4,3%	3.270	3,4%



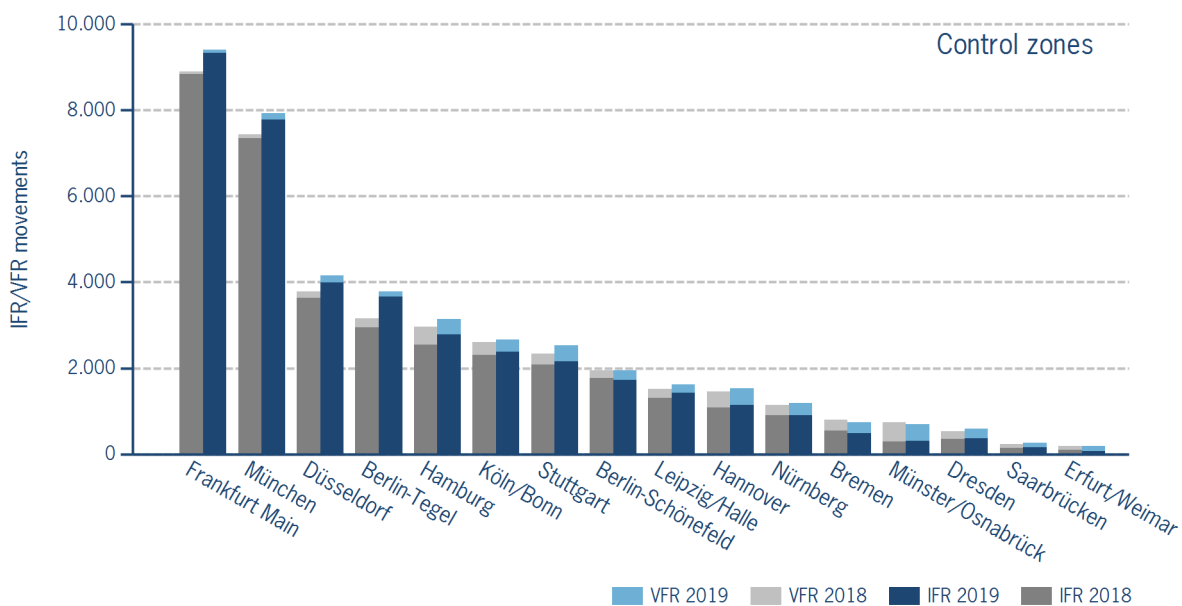
IFR/VFR flights in control zones of DFS towers

IFR/VFR movements (entries, exits, overflights and domestics) at the different control zones of international DFS towers.

	Week 7	Trend	Week 1 - 7	Trend
Berlin-Schönefeld	1.954	0,5%	12.650	-1,7%
Berlin-Tegel	3.788	20,1%	24.843	24,3%
Bremen	732	-7,9%	4.368	-1,0%
Dresden	588	10,3%	3.354	1,6%
Düsseldorf	4.163	10,0%	27.325	10,3%
Erfurt/Weimar	193	-0,5%	1.032	7,6%
Frankfurt Main	9.415	5,8%	61.016	2,1%
Hamburg	3.144	6,0%	19.529	2,8%
Hannover	1.528	5,2%	8.736	0,7%
Köln/Bonn	2.659	2,2%	16.816	-2,5%
Leipzig/Halle	1.620	6,9%	10.318	3,4%
München	7.937	6,8%	50.294	1,7%
Münster/Osnabrück	702	-4,7%	3.302	-13,2%
Nürnberg	1.184	4,1%	6.836	-2,2%
Saarbrücken	260	10,6%	1.446	3,1%
Stuttgart	2.531	8,7%	15.308	3,0%

Additional information:

Münster reported no glider movements for the current week, i.e. no glider movements for the cumulated year.



IFR flights at regional German airports - in detail

IFR events (take-offs and landings) at the different regional towers in the Federal Republic of Germany with control zone and barely any PPR.

	2019	2018	Trend
Week 7	3.055	2.738	11,6%
Cumulated Weeks	18.443	17.871	3,2%

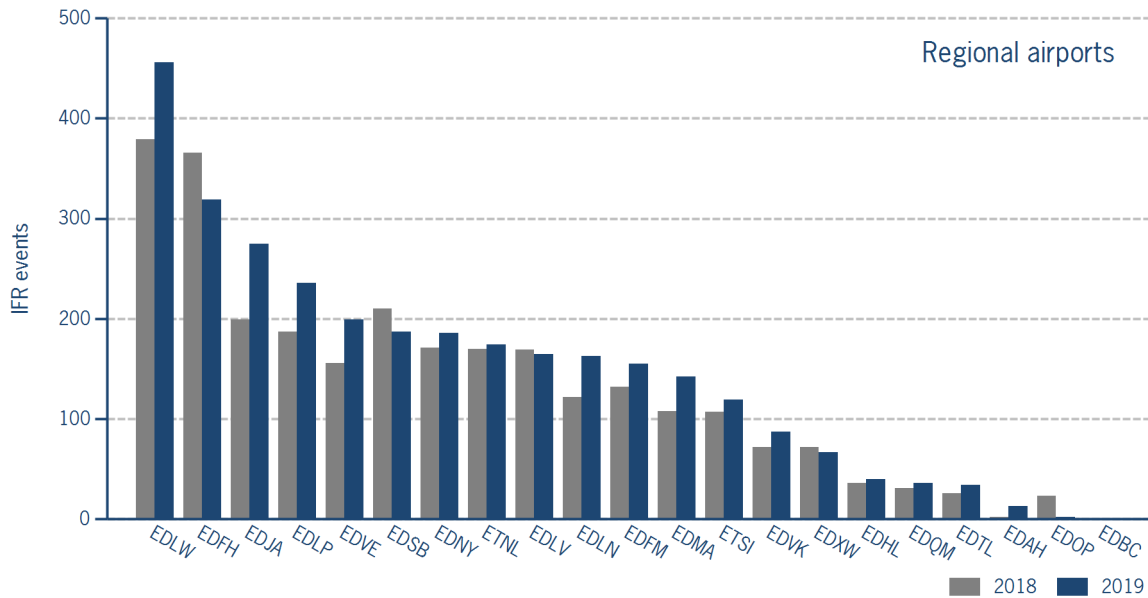
	Week 7	Trend	Week 1 - 7	Trend
EDAH Heringsdorf	13	OLC*	70	66,7%
EDBC Magdeburg/Cochstedt	0	N/A	1	OLC*
EDFH Frankfurt-Hahn	319	-12,8%	2.175	-7,4%
EDFM Mannheim City	155	17,4%	738	-3,4%
EDHL Lübeck-Blankensee	40	11,1%	363	102,8%
EDJA Memmingen	275	38,2%	1.761	15,8%
EDLN Mönchengladbach	163	33,6%	779	-6,4%
EDLP Paderborn/Lippstadt	236	26,2%	1.456	14,1%
EDLV Niederrhein	165	-2,4%	970	-17,8%
EDLW Dortmund	456	20,3%	2.847	11,8%
EDMA Augsburg	142	31,5%	648	-8,9%
EDNY Friedrichshafen	186	8,8%	1.211	3,6%
EDOP Schwerin-Parchim	2	-91,3%	12	-86,8%
EDQM Hof-Plauen	36	16,1%	147	17,6%
EDSB Karlsruhe/Baden-Baden	187	-11,0%	1.247	-3,3%
EDTL Lahr	34	30,8%	162	-9,5%
EDVE Braunschweig-Wolfsburg	199	27,6%	1.066	-4,7%
EDVK Kassel-Calden	87	20,8%	426	-7,8%
EDXW Sylt	67	-6,9%	416	13,0%
ETNL Laage	174	2,4%	1.273	25,5%
ETSI Ingolstadt/Manching	119	11,2%	675	3,1%

*The value is of limited conclusiveness (OLC).

Please note: The airport Magdeburg-Cochstedt (EDBC) is currently closed.

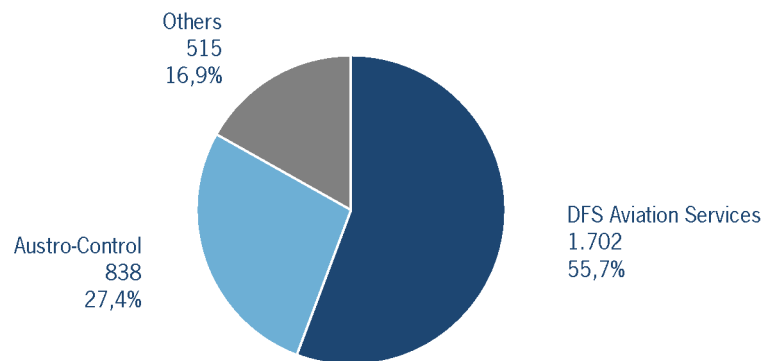
IFR flights at regional German airports - in detail

IFR events (take-offs and landings) at the different regional towers in the Federal Republic of Germany with control zone and barely any PPR.



IFR flights at regional German airports - air traffic service providers

Percentage of IFR events (take-offs and landings) at the regional towers in the Federal Republic of Germany differentiated between DFS Aviation Services, Austro Control and other providers.



- DFS Aviation Services: Dortmund (EDLW), Friedrichshafen (EDNY), Karlsruhe/Baden-Baden (EDSB), Lahr (EDTL), Magdeburg/Cochstedt (EDBC), Memmingen (EDJA), Mönchengladbach (EDLN), Niederrhein (EDLV), Paderborn/Lippstadt (EDLP)
- Austro Control: Augsburg (EDMA), Braunschweig-Wolfsburg (EDVE), Frankfurt-Hahn (EDFH), Heringsdorf (EDAH), Hof-Plauen (EDQM), Kassel-Calden (EDVK), Lübeck-Blankensee (EDHL), Schwerin-Parchim (EDOP)
- Others: Ingolstadt/Manching (ETSI), Laage (ETNL), Mannheim City (EDFM), Sylt (EDXW)

ATFM Arrival Delay

(Data Source: NM statistics, DFS LIZ)

ATFM Arrival Delay with reference to the relevant airport, in minutes per IFR arrival.

ATFM Arrival Delay:
sum of all arrival ATFM delay divided by the sum of all inbound flights for the particular traffic volume

Airports		ATC Delay [min/arrival]	non ATC Delay [min/arrival]	
	All Airports	0,0258	0,0415	
EDDH	Hamburg	0,3333	0,5630	
EDDW	Bremen	0,2107	0	
EDDL	Düsseldorf	0	0,0224	

Please note: The ATFM delay data are provided by NM statistics. Due to internal distribution of the ATFM delay, data are modified by CC/FC and TWR/M. The inbound flight information is based on LIZ statistics.

All Airports means all international German airports: Berlin-Schönefeld (EDDB), Berlin-Tegel (EDDT), Bremen (EDDW), Dresden (EDDC), Düsseldorf (EDDL), Erfurt/Weimar (EDDE), Frankfurt/Main (EDDF), Hamburg (EDDH), Hannover (EDDV), Köln/Bonn (EDDK), Leipzig/Halle (EDDP), München (EDDM), Münster/Osnabrück (EDDG), Nürnberg (EDDN), Saarbrücken (EDDR), Stuttgart (EDDS)