



LIZ Bulletin

Week 17

DFS Situation and Information Centre

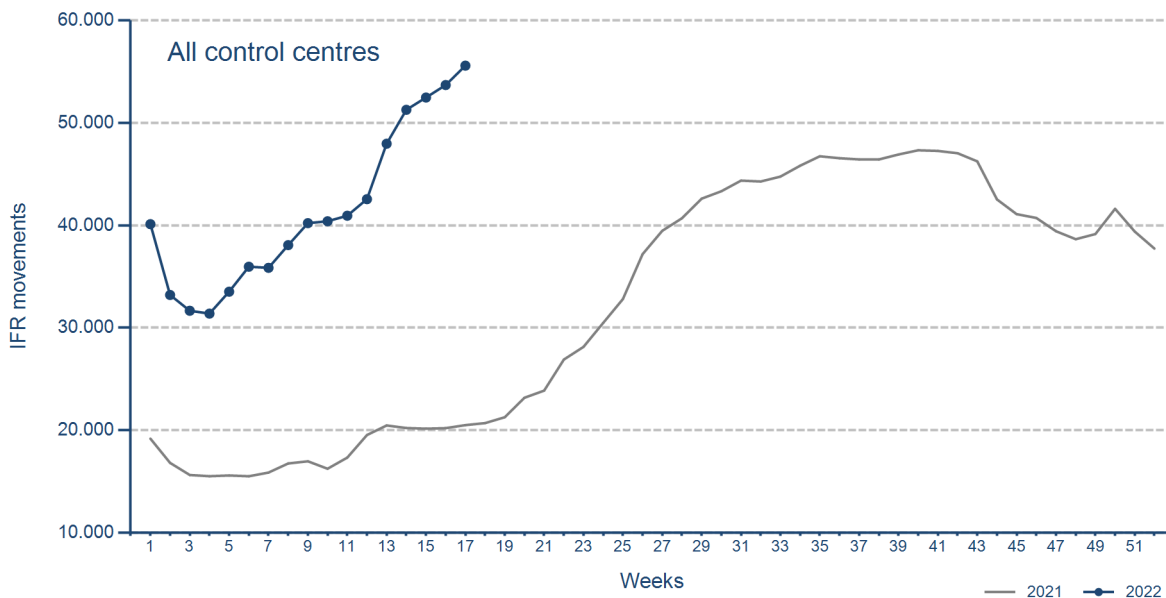
25 APR 2022 - 1 MAY 2022

Version 04.05.2022

IFR flights in the Federal Republic of Germany

IFR movements (entries, exits, overflights and domestics) in all control sectors with a German designator.

	2022	2021	Trend
Week 17	55.599	20.504	171,2%
Cumulated Weeks	705.027	302.512	133,1%

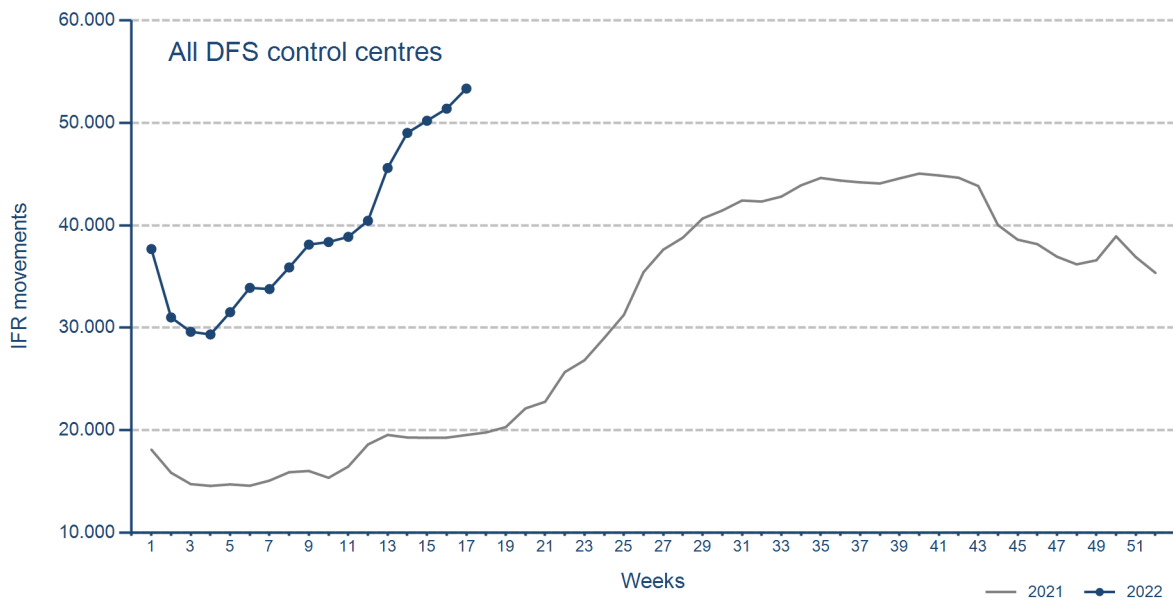


Please note: This count covers the traffic in the area built by all control sectors with a German designator („ED“), regardless of the service provider, including civil and military traffic in sectors controlled by DFS and Maastricht UAC (Maastricht-Hannover sectors). The area counted is composed of modular control sectors designed for ATC purposes with partly cross border structures and is therefore not identical to the political border of the Federal Republic of Germany or the national Flight Information Region (FIR).

IFR flights controlled by DFS

IFR movements (entries, exits, overflights and domestics) in control sectors controlled by DFS.

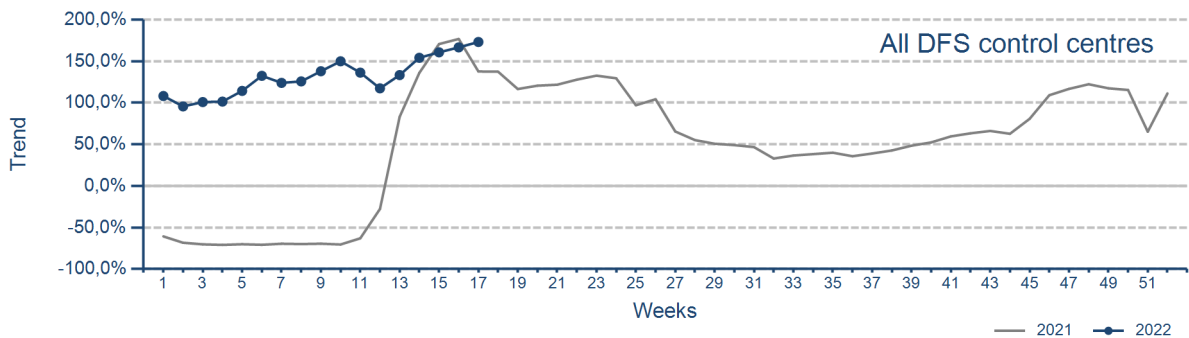
	2022	2021	Trend
Week 17	53.359	19.537	173,1%
Cumulated Weeks	668.254	286.931	132,9%



Please note: This count covers the traffic in the area built by control sectors of DFS control centres, including civil and military traffic. Traffic in Maastricht UAC (Maastricht-Hannover sectors) is not counted.

IFR flights controlled by DFS - trend

Trend in the number of IFR movements (entries, exits, overflights and domestics) in control sectors controlled by DFS.

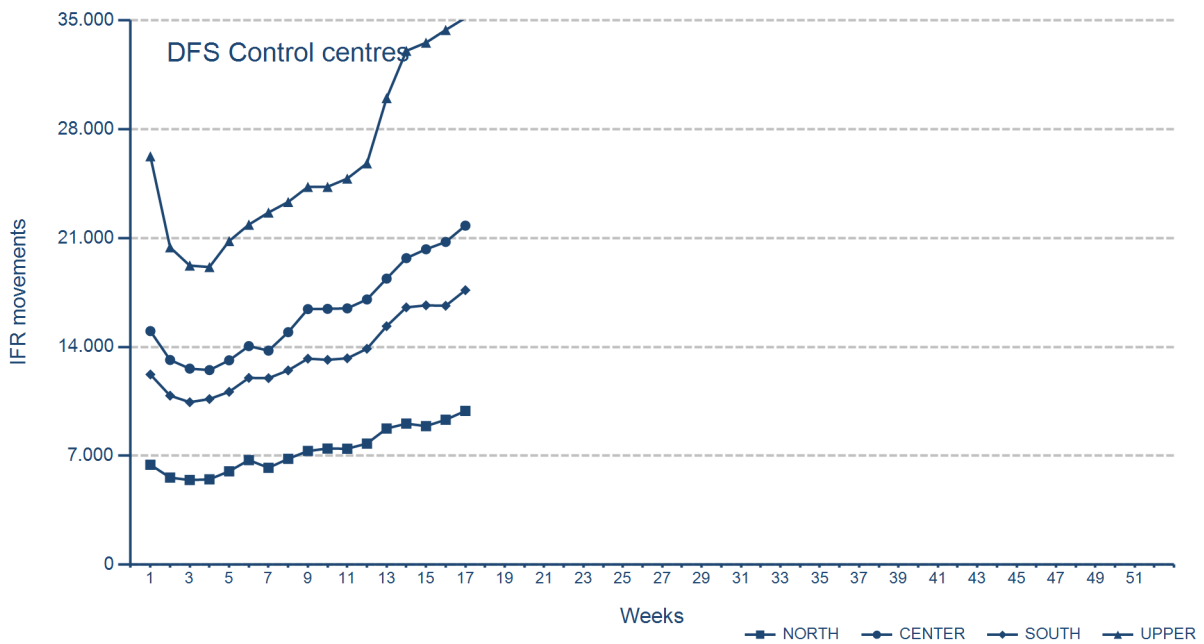


IFR flights controlled by DFS - in detail

IFR movements (entries, exits, overflights and domestics) controlled by DFS at the different control centres.

	NORTH	CENTER	SOUTH	UPPER
Week 17	9.887	21.794	17.647	35.148
Trend	144,4%	128,3%	158,5%	197,9%
Cumulated Weeks	124.694	276.509	228.197	438.905
Trend	120,1%	98,6%	130,1%	147,1%

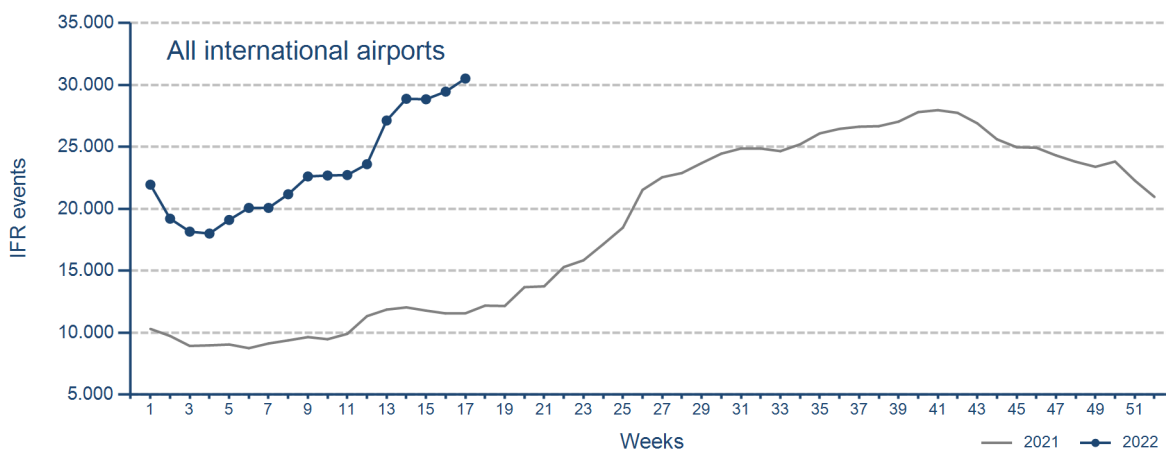
Please note: The trend numbers compare counts of the airspaces in their current configuration to the count of the same airspace in 2021.



IFR flights at international German airports

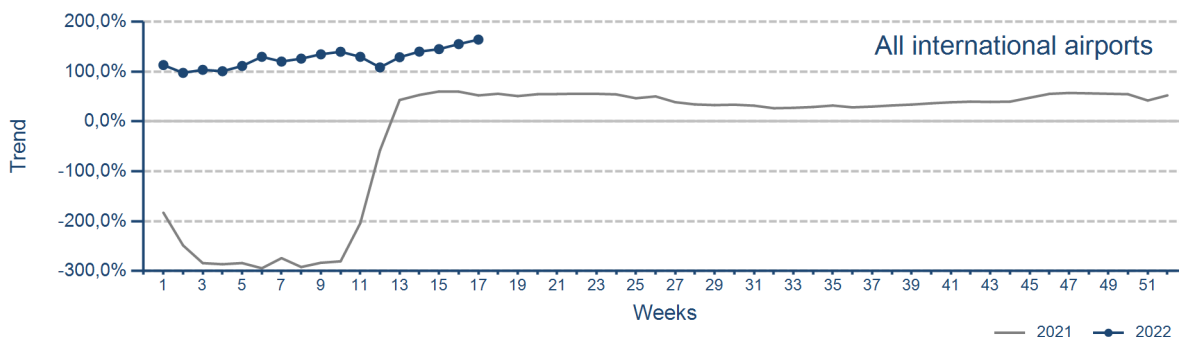
IFR events (take-offs and landings) at the international DFS towers in the Federal Republic of Germany.

	2022	2021	Trend
Week 17	30.518	11.563	163,9%
Cumulated Weeks	394.219	173.399	127,3%



IFR flights at international German airports - trend

Trend in the number of IFR events (take-offs and landings) at the international DFS towers in the Federal Republic of Germany.



IFR flights at international German airports - airport category

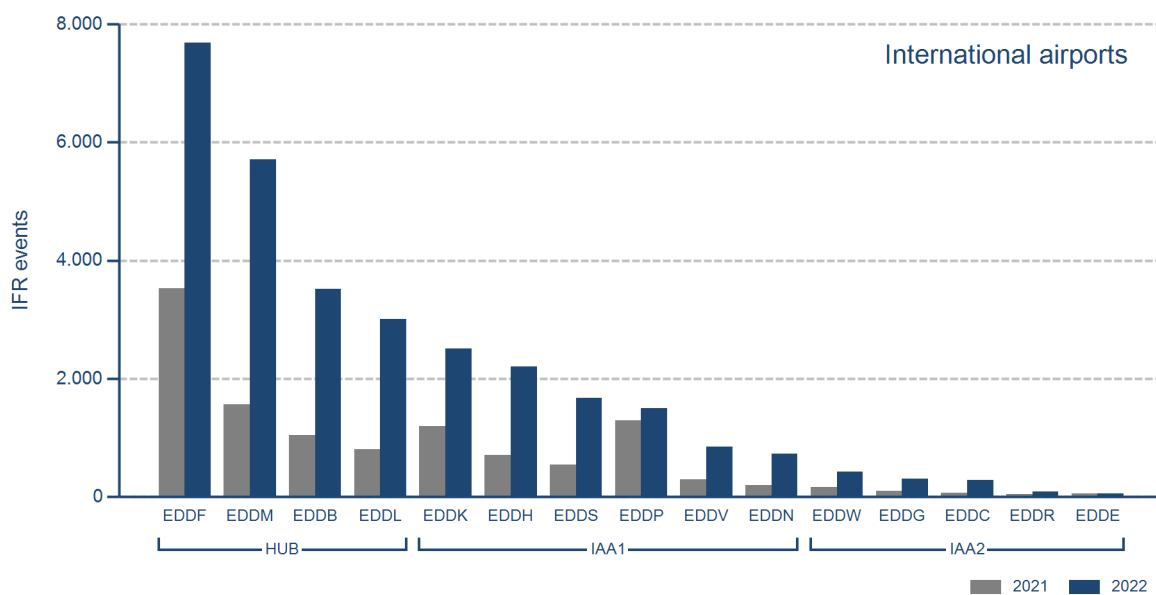
IFR events (take-offs and landings) at the international DFS towers in the Federal Republic of Germany differentiated by Hub Gateways (HUB), International Access Airports 1 (IAA1) and International Access Airports 2 (IAA2).

	HUB	IAA1	IAA2
Week 17	19.934	9.448	1.136
Trend*	187,6%	123,8%	175,7%
Cumulated Weeks	259.724	121.410	13.085
Trend*	160,9%	81,5%	88,3%

IFR flights at international German airports - in detail

IFR events (take-offs and landings) at the different international DFS towers in the Federal Republic of Germany.

	Week 17	Trend	Week 1 - 17	Trend
HUB				
EDDB Berlin-Brandenburg	3.518	OLC*	45.738	196,9%
EDDF Frankfurt/Main	7.692	118,3%	105.695	98,2%
EDDL Düsseldorf	3.009	OLC*	35.067	OLC*
EDDM München	5.715	OLC*	73.224	OLC*
IAA1				
EDDH Hamburg	2.200	OLC*	26.946	184,7%
EDDK Köln/Bonn	2.506	110,2%	32.907	69,1%
EDDN Nürnberg	722	OLC*	7.790	139,3%
EDDP Leipzig/Halle	1.501	16,1%	23.986	12,3%
EDDS Stuttgart	1.670	OLC*	18.760	122,5%
EDDV Hannover	849	190,8%	11.021	123,3%
IAA2				
EDDC Dresden	279	OLC*	2.880	197,5%
EDDE Erfurt/Weimar	49	-3,9%	820	-4,5%
EDDG Münster/Osnabrück	303	OLC*	3.359	77,3%
EDDR Saarbrücken	81	88,4%	1.062	56,6%
EDDW Bremen	424	166,7%	4.964	94,7%



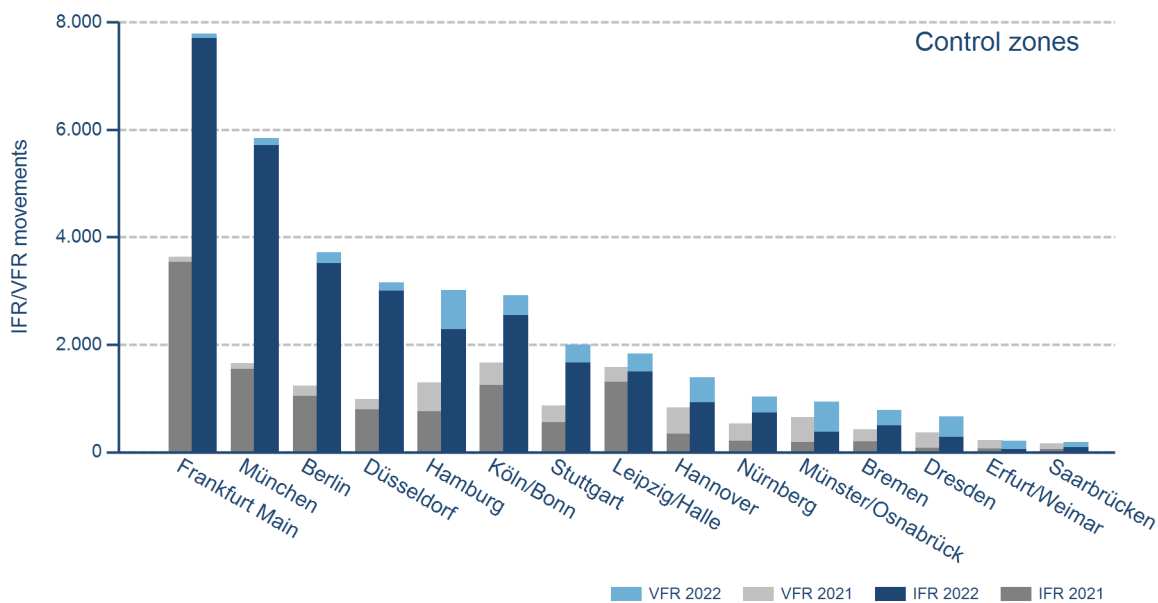
IFR/VFR flights in control zones of DFS towers

IFR/VFR movements (entries, exits, overflights and domestics) at the different control zones of international DFS towers.

	Week 17	Trend	Week 1 - 17	Trend
Berlin	3.717	OLC*	48.084	167,7%
Bremen	782	83,6%	8.223	42,2%
Dresden	668	84,5%	6.626	65,7%
Düsseldorf	3.160	OLC*	37.352	179,2%
Erfurt/Weimar	206	-5,9%	2.474	2,5%
Frankfurt Main	7.794	114,1%	107.188	93,3%
Hamburg	3.019	133,8%	35.049	111,6%
Hannover	1.397	67,1%	18.432	57,9%
Köln/Bonn	2.919	75,0%	38.120	55,6%
Leipzig/Halle	1.828	15,1%	27.585	10,7%
München	5.840	OLC*	75.094	OLC*
Münster/Osnabrück	943	44,0%	11.428	36,3%
Nürnberg	1.038	96,6%	12.515	80,6%
Saarbrücken	188	16,0%	2.432	16,5%
Stuttgart	2.004	131,7%	23.805	74,6%

Additional information:

Münster reported 204 glider movements for the current week, i.e. 2.284 glider movements for the cumulated year.



IFR flights at regional German airports - in detail

IFR events (take-offs and landings) at the different regional towers in the Federal Republic of Germany with control zone and barely any PPR.

	2022	2021	Trend
Week 17	3.765	1.947	93,4%
Cumulated Weeks	40.321	25.747	56,6%

	Week 17	Trend	Week 1 - 17	Trend
EDAH Heringsdorf	25	150,0%	53	-55,1%
EDFH Frankfurt-Hahn	339	52,7%	3.890	31,4%
EDFM Mannheim City	140	17,6%	1.758	35,6%
EDHL Lübeck-Blankensee	91	35,8%	1.003	25,7%
EDJA Memmingen	379	151,0%	4.507	143,9%
EDLN Mönchengladbach	181	-3,7%	2.976	18,6%
EDLP Paderborn/Lippstadt	236	84,4%	2.406	70,0%
EDLV Niederrhein	192	OLC*	2.063	OLC*
EDLW Dortmund	430	94,6%	5.811	84,8%
EDMA Augsburg	190	40,7%	2.444	11,9%
EDNY Friedrichshafen	647	OLC*	2.255	168,5%
EDOP Schwerin-Parchim	0	N/A	1	N/A
EDQM Hof-Plauen	37	2,8%	488	53,9%
EDSB Karlsruhe/Baden-Baden	280	122,2%	2.977	44,4%
EDTL Lahr	19	-42,4%	458	17,1%
EDVE Braunschweig-Wolfsburg	154	49,5%	1.615	12,5%
EDVK Kassel-Calden	88	69,2%	1.189	34,7%
EDXW Sylt	106	14,0%	1.287	66,1%
ETNL Laage	160	12,7%	2.217	29,6%
ETSI Ingolstadt/Manching	71	47,9%	923	24,9%

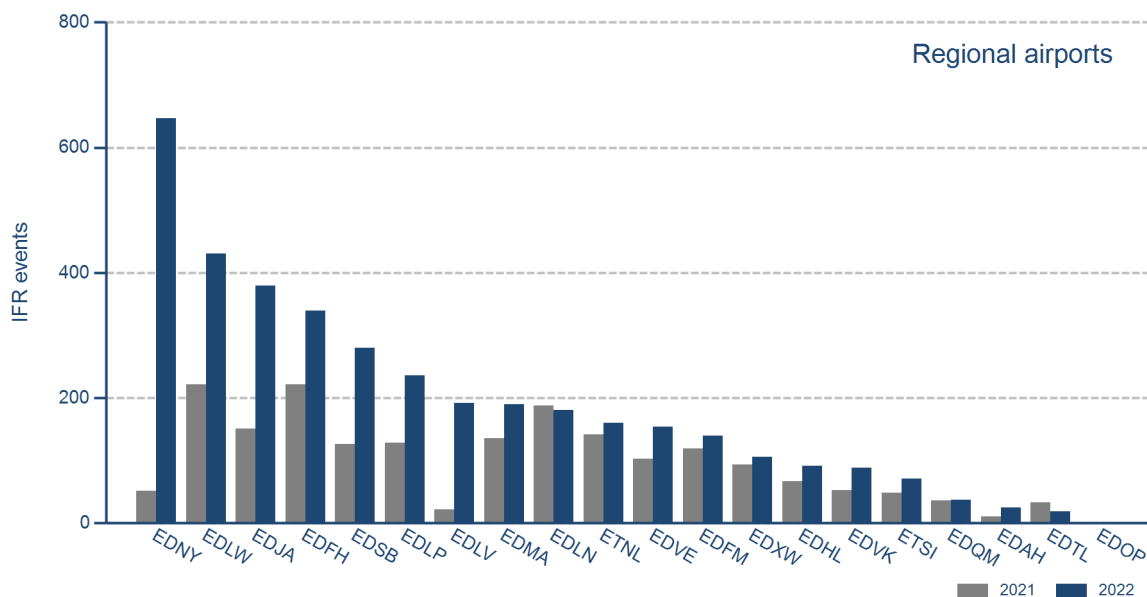
*The value is of limited conclusiveness (OLC).

OLC: Trend > 200%

Please note: the airport Schwerin-Parchim (EDOP) is currently closed.

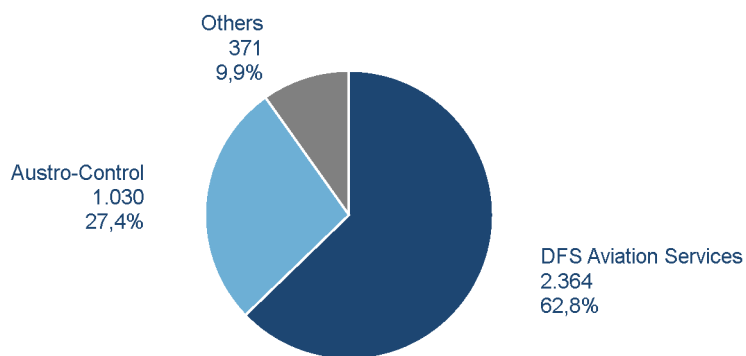
IFR flights at regional German airports - in detail

IFR events (take-offs and landings) at the different regional towers in the Federal Republic of Germany with control zone and barely any PPR.



IFR flights at regional German airports - air traffic service providers

Percentage of IFR events (take-offs and landings) at the regional towers in the Federal Republic of Germany differentiated between DFS Aviation Services, Austro Control and other providers.



DFS Aviation Services: Dortmund (EDLW), Friedrichshafen (EDNY), Karlsruhe/Baden-Baden (EDSB), Lahr (EDTL), Memmingen (EDJA), Mönchengladbach (EDLN), Niederrhein (EDLV), Paderborn/Lippstadt (EDLP)

Austro Control: Augsburg (EDMA), Braunschweig-Wolfsburg (EDVE), Frankfurt-Hahn (EDFH), Heringsdorf (EDAH), Hof-Plauen (EDQM), Kassel-Calden (EDVK), Lübeck-Blankensee (EDHL), Schwerin-Parchim (EDOP), Sylt (EDXW)

Others: Ingolstadt/Manching (ETSI), Laage (ETNL), Mannheim City (EDFM)






ATFM Arrival Delay

(Data Source: NM statistics, DFS LIZ)

ATFM Arrival Delay with reference to the relevant airport, in minutes per IFR arrival.

ATFM Arrival Delay:

sum of all arrival ATFM delay divided by the sum of all inbound flights for the particular traffic volume

Airports		ATC Delay [min/arrival]	non ATC Delay [min/arrival]	
	All Airports	0	0,1679	
EDDK	Köln/Bonn	0	1,2411	
EDDL	Düsseldorf	0	0,2687	
EDDM	München	0	0,1126	
EDDF	Frankfurt/Main	0	0,0698	

Please note: The ATFM delay data are provided by NM statistics. Due to internal distribution of the ATFM delay, data are modified by OX/OP. The inbound flight information is based on LIZ statistics.

All Airports means all international German airports: Berlin-Brandenburg (EDDB), Bremen (EDDW), Dresden (EDDC), Düsseldorf (EDDL), Erfurt/Weimar (EDDE), Frankfurt/Main (EDDF), Hamburg (EDDH), Hannover (EDDV), Köln/Bonn (EDDK), Leipzig/Halle (EDDP), München (EDDM), Münster/Osnabrück (EDDG), Nürnberg (EDDN), Saarbrücken (EDDR), Stuttgart (EDDS)