



LIZ Bulletin

Week 13

DFS Situation and Information Centre

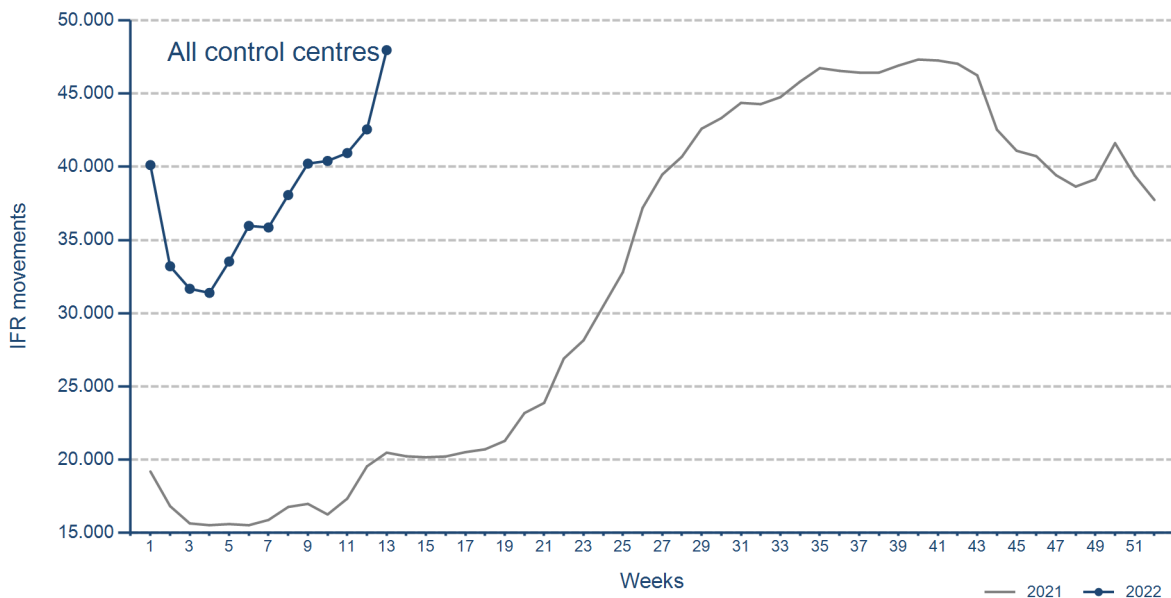
28 MAR 2022 - 3 APR 2022

Version 07.04.2022

IFR flights in the Federal Republic of Germany

IFR movements (entries, exits, overflights and domestics) in all control sectors with a German designator.

	2022	2021	Trend
Week 13	47.978	20.469	134,4%
Cumulated Weeks	491.949	221.422	122,2%

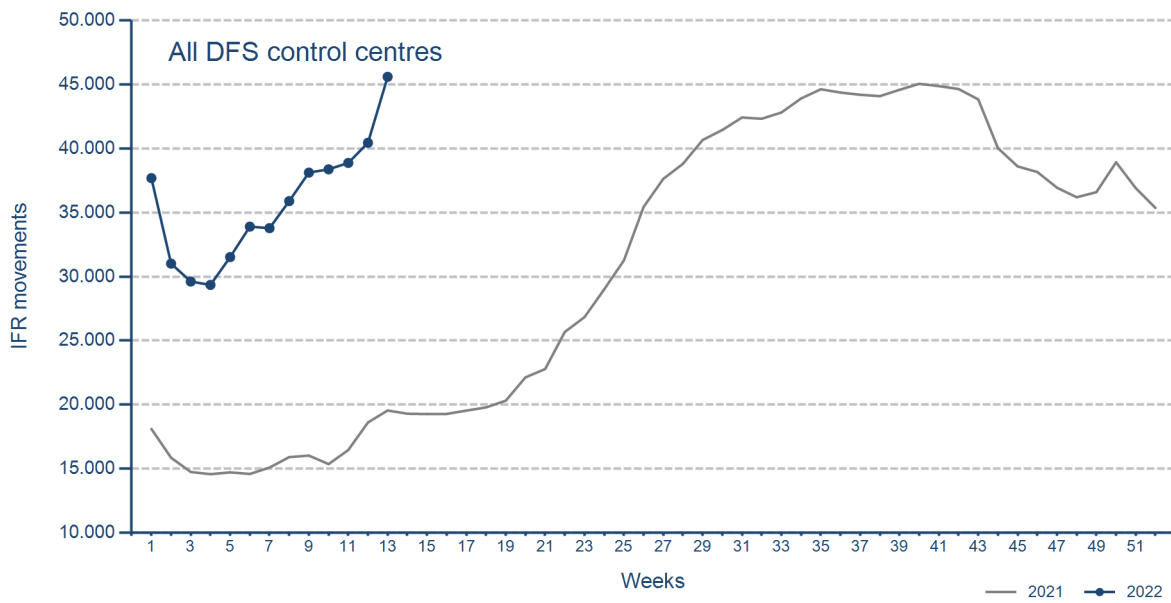


Please note: This count covers the traffic in the area built by all control sectors with a German designator („ED“), regardless of the service provider, including civil and military traffic in sectors controlled by DFS and Maastricht UAC (Maastricht-Hannover sectors). The area counted is composed of modular control sectors designed for ATC purposes with partly cross border structures and is therefore not identical to the political border of the Federal Republic of Germany or the national Flight Information Region (FIR).

IFR flights controlled by DFS

IFR movements (entries, exits, overflights and domestics) in control sectors controlled by DFS.

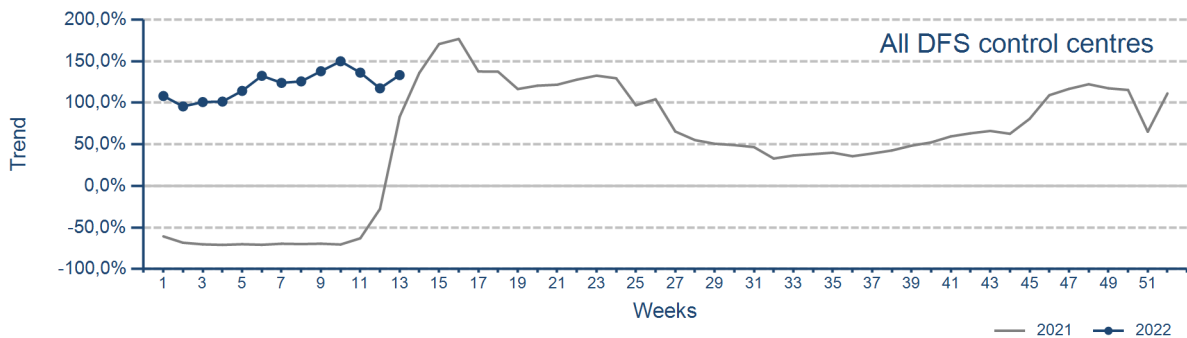
	2022	2021	Trend
Week 13	45.606	19.546	133,3%
Cumulated Weeks	464.245	209.556	121,5%



Please note: This count covers the traffic in the area built by control sectors of DFS control centres, including civil and military traffic. Traffic in Maastricht UAC (Maastricht-Hannover sectors) is not counted.

IFR flights controlled by DFS - trend

Trend in the number of IFR movements (entries, exits, overflights and domestics) in control sectors controlled by DFS.

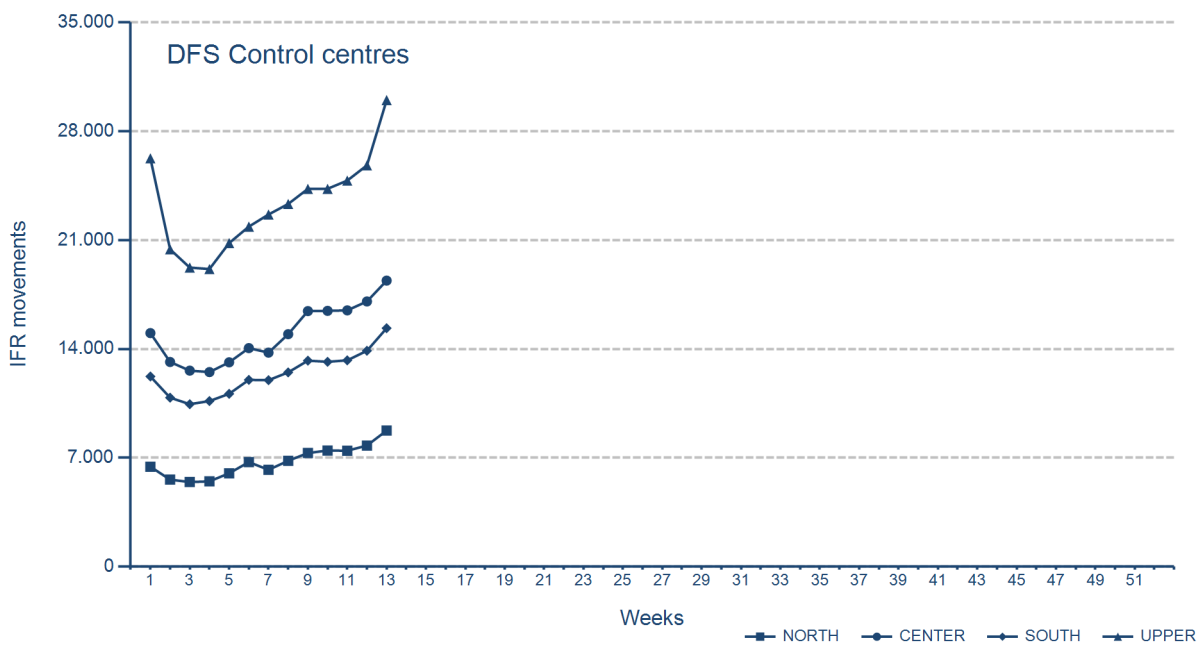


IFR flights controlled by DFS - in detail

IFR movements (entries, exits, overflights and domestics) controlled by DFS at the different control centres.

	NORTH	CENTER	SOUTH	UPPER
Week 13	8.754	18.390	15.332	29.993
Trend	128,7%	96,3%	126,3%	149,1%
Cumulated Weeks	87.511	193.987	160.694	302.809
Trend	114,8%	90,7%	122,6%	132,4%

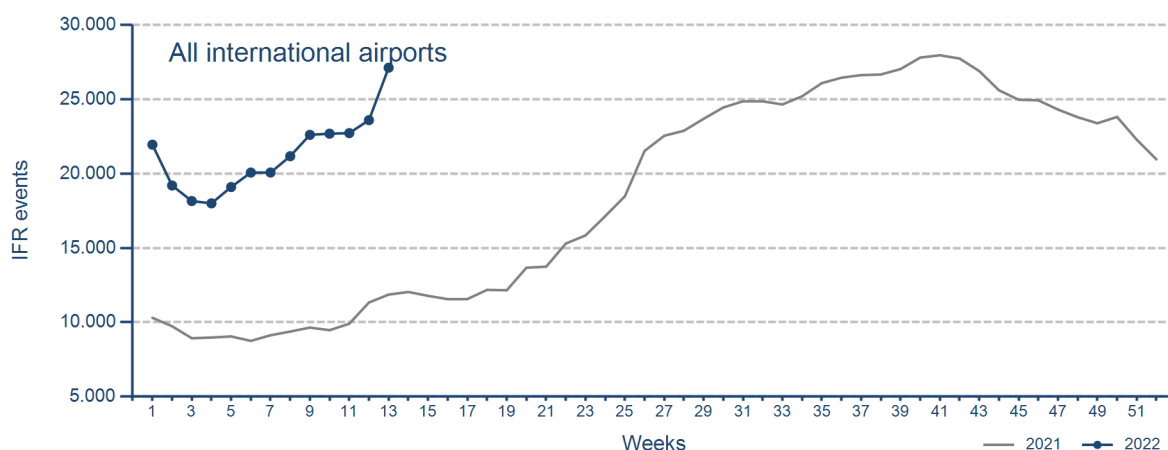
Please note: The trend numbers compare counts of the airspaces in their current configuration to the count of the same airspace in 2021.



IFR flights at international German airports

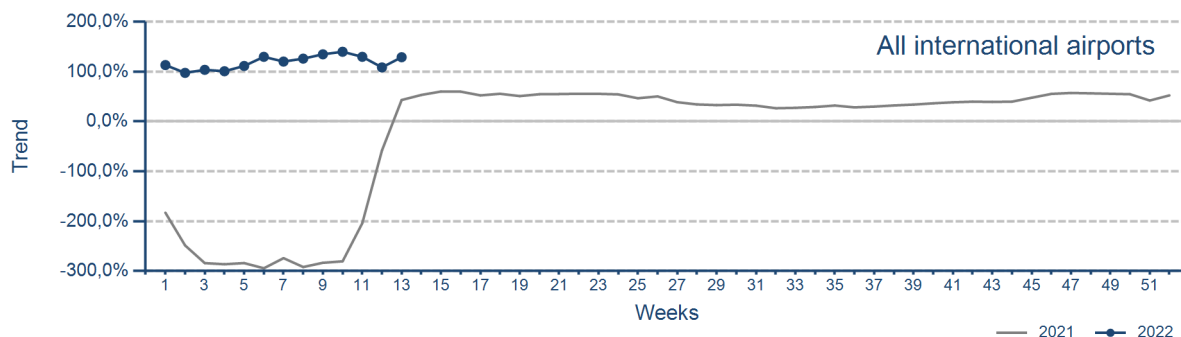
IFR events (take-offs and landings) at the international DFS towers in the Federal Republic of Germany.

	2022	2021	Trend
Week 13	27.129	11.863	128,7%
Cumulated Weeks	276.510	126.458	118,7%



IFR flights at international German airports - trend

Trend in the number of IFR events (take-offs and landings) at the international DFS towers in the Federal Republic of Germany.



IFR flights at international German airports - airport category

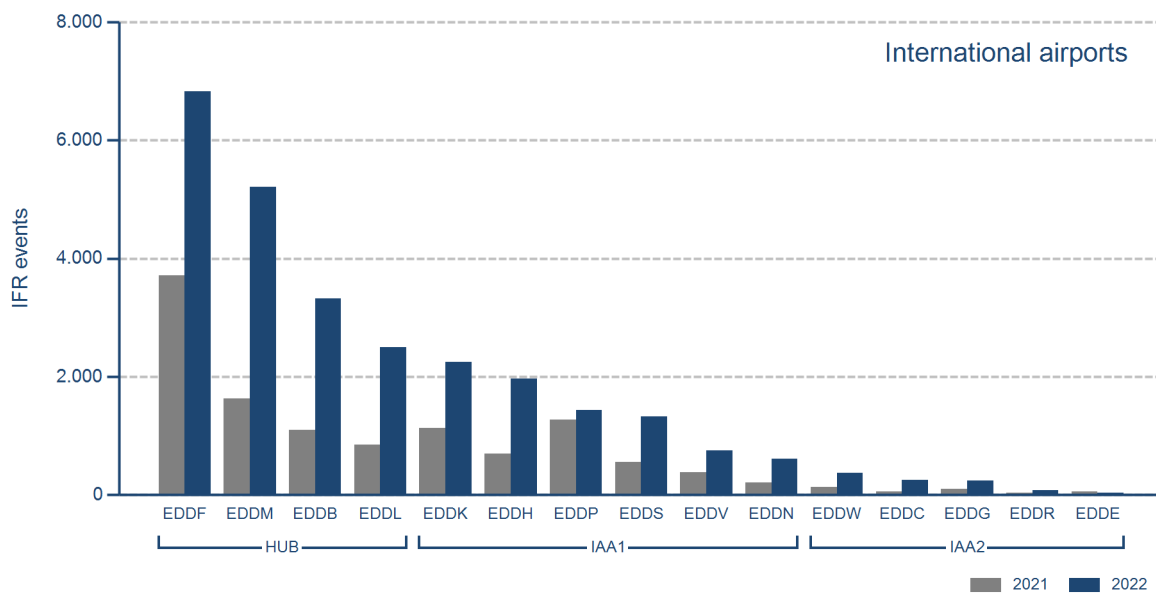
IFR events (take-offs and landings) at the international DFS towers in the Federal Republic of Germany differentiated by Hub Gateways (HUB), International Access Airports 1 (IAA1) and International Access Airports 2 (IAA2).

	HUB	IAA1	IAA2
Week 13	17.862	8.309	958
Trend*	145,2%	96,8%	169,1%
Cumulated Weeks	181.867	85.831	8.812
Trend*	154,3%	72,7%	68,6%

IFR flights at international German airports - in detail

IFR events (take-offs and landings) at the different international DFS towers in the Federal Republic of Germany.

	Week 13	Trend	Week 1 - 13	Trend
HUB				
EDDB Berlin-Brandenburg	3.325	OLC*	32.127	189,7%
EDDF Frankfurt/Main	6.835	83,9%	75.353	93,4%
EDDL Düsseldorf	2.493	195,4%	23.496	OLC*
EDDM München	5.209	OLC*	50.891	OLC*
IAA1				
EDDH Hamburg	1.959	181,1%	18.658	176,8%
EDDK Köln/Bonn	2.243	99,2%	23.398	59,8%
EDDN Nürnberg	603	200,0%	5.147	109,6%
EDDP Leipzig/Halle	1.436	13,2%	18.217	13,5%
EDDS Stuttgart	1.323	138,4%	12.645	103,9%
EDDV Hannover	745	99,2%	7.766	114,9%
IAA2				
EDDC Dresden	244	OLC*	1.891	179,3%
EDDE Erfurt/Weimar	33	-32,7%	624	-5,9%
EDDG Münster/Osnabrück	236	148,4%	2.238	49,4%
EDDR Saarbrücken	77	140,6%	702	38,5%
EDDW Bremen	368	187,5%	3.357	78,4%



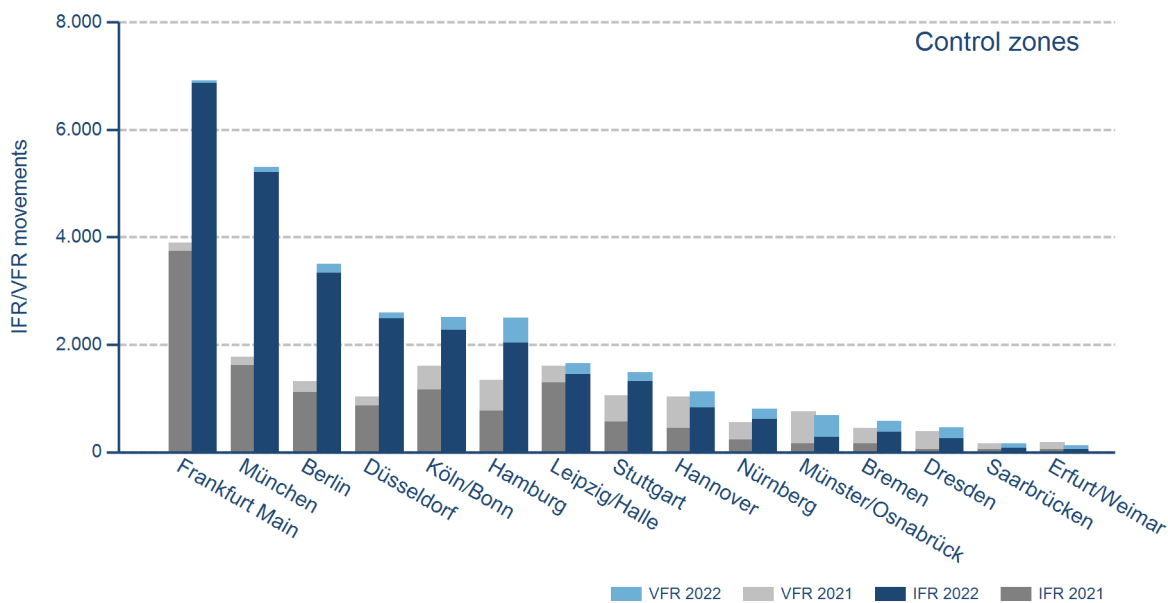
IFR/VFR flights in control zones of DFS towers

IFR/VFR movements (entries, exits, overflights and domestics) at the different control zones of international DFS towers.

	Week 13	Trend	Week 1 - 13	Trend
Berlin	3.507	165,7%	33.847	163,0%
Bremen	574	29,6%	5.595	35,6%
Dresden	465	18,6%	4.468	64,8%
Düsseldorf	2.595	150,0%	25.226	165,9%
Erfurt/Weimar	126	-30,4%	1.787	3,7%
Frankfurt Main	6.919	77,4%	76.487	88,2%
Hamburg	2.498	85,2%	24.223	107,1%
Hannover	1.123	8,6%	13.089	57,5%
Köln/Bonn	2.509	55,9%	27.134	48,9%
Leipzig/Halle	1.655	2,7%	20.773	12,3%
München	5.305	199,5%	52.252	OLC*
Münster/Osnabrück	685	-9,9%	8.028	38,5%
Nürnberg	809	45,0%	8.663	71,1%
Saarbrücken	160	-2,4%	1.629	10,2%
Stuttgart	1.482	40,5%	16.400	65,6%

Additional information:

Münster reported 162 glider movements for the current week, i.e. 1.318 glider movements for the cumulated year.



IFR flights at regional German airports - in detail

IFR events (take-offs and landings) at the different regional towers in the Federal Republic of Germany with control zone and barely any PPR.

	2022	2021	Trend
Week 13	2.757	1.580	74,5%
Cumulated Weeks	27.664	18.602	48,7%

	Week 13	Trend	Week 1 - 13	Trend
EDAH Heringsdorf	7	N/A	8	-88,1%
EDFH Frankfurt-Hahn	297	47,8%	2.631	22,9%
EDFM Mannheim City	92	27,8%	1.269	33,3%
EDHL Lübeck-Blankensee	60	36,4%	694	33,0%
EDJA Memmingen	330	189,5%	3.154	143,9%
EDLN Mönchengladbach	171	-3,9%	2.266	26,7%
EDLP Paderborn/Lippstadt	131	162,0%	1.505	58,1%
EDLV Niederrhein	190	OLC*	1.290	OLC*
EDLW Dortmund	402	57,6%	4.100	79,9%
EDMA Augsburg	135	27,4%	1.791	8,5%
EDNY Friedrichshafen	115	117,0%	1.257	96,1%
EDOP Schwerin-Parchim	0	N/A	0	N/A
EDQM Hof-Plauen	25	108,3%	376	67,1%
EDSB Karlsruhe/Baden-Baden	203	72,0%	1.955	27,4%
EDTL Lahr	44	29,4%	362	19,1%
EDVE Braunschweig-Wolfsburg	100	49,3%	1.169	9,2%
EDVK Kassel-Calden	82	74,5%	843	27,9%
EDXW Sylt	107	-4,5%	724	58,1%
ETNL Laage	197	OLC*	1.566	21,6%
ETSI Ingolstadt/Manching	69	46,8%	704	29,7%

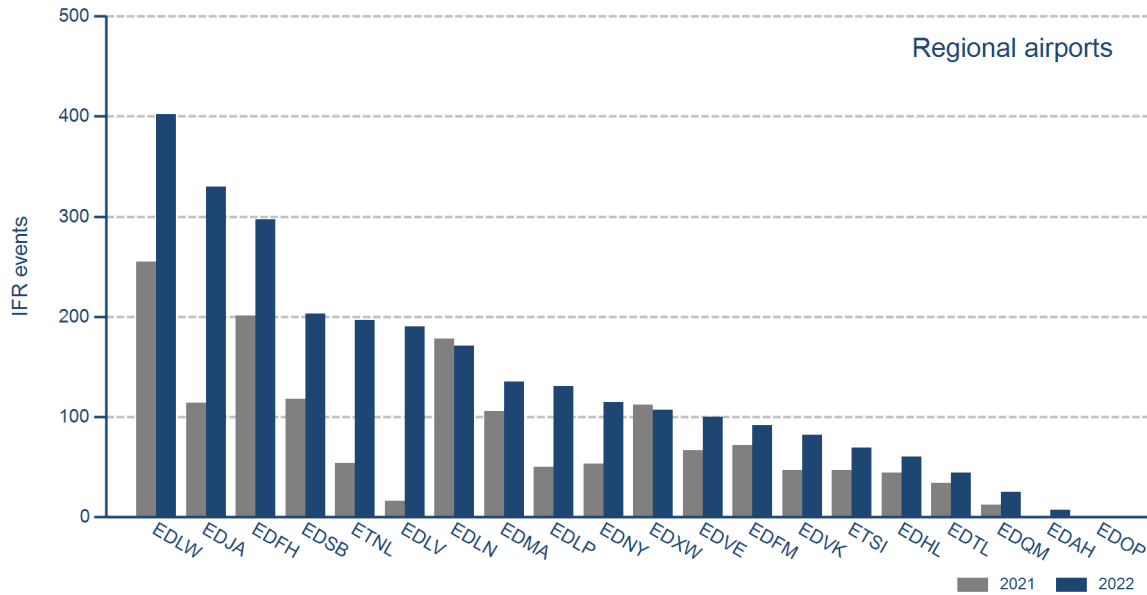
*The value is of limited conclusiveness (OLC).

OLC: Trend > 200%

Please note: the airport Schwerin-Parchim (EDOP) is currently closed.

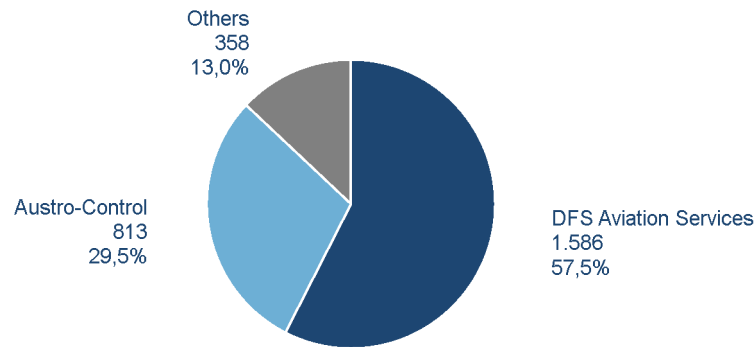
IFR flights at regional German airports - in detail

IFR events (take-offs and landings) at the different regional towers in the Federal Republic of Germany with control zone and barely any PPR.



IFR flights at regional German airports - air traffic service providers

Percentage of IFR events (take-offs and landings) at the regional towers in the Federal Republic of Germany differentiated between DFS Aviation Services, Austro Control and other providers.



DFS Aviation Services: Dortmund (EDLW), Friedrichshafen (EDNY), Karlsruhe/Baden-Baden (EDSB), Lahr (EDTL), Memmingen (EDJA), Mönchengladbach (EDLN), Niederrhein (EDLV), Paderborn/Lippstadt (EDLP)

Austro Control: Augsburg (EDMA), Braunschweig-Wolfsburg (EDVE), Frankfurt-Hahn (EDFH), Heringsdorf (EDAH), Hof-Plauen (EDQM), Kassel-Calden (EDVK), Lübeck-Blankensee (EDHL), Schwerin-Parchim (EDOP), Sylt (EDXW)

Others: Ingolstadt/Manching (ETSI), Laage (ETNL), Mannheim City (EDFM)







ATFM Arrival Delay

(Data Source: NM statistics, DFS LIZ)

ATFM Arrival Delay with reference to the relevant airport, in minutes per IFR arrival.

ATFM Arrival Delay:

sum of all arrival ATFM delay divided by the sum of all inbound flights for the particular traffic volume

Airports		ATC Delay [min/arrival]	non ATC Delay [min/arrival]	
	All Airports	0	0,1340	
EDDK	Köln/Bonn	0	0,9420	
EDDP	Leipzig/Halle	0	0,3455	
EDDL	Düsseldorf	0	0,1356	
EDDF	Frankfurt/Main	0	0,0910	
EDDH	Hamburg	0	0,0367	

Please note: The ATFM delay data are provided by NM statistics. Due to internal distribution of the ATFM delay, data are modified by OX/OP. The inbound flight information is based on LIZ statistics.

All Airports means all international German airports: Berlin-Brandenburg (EDDB), Bremen (EDDW), Dresden (EDDC), Düsseldorf (EDDL), Erfurt/Weimar (EDDE), Frankfurt/Main (EDDF), Hamburg (EDDH), Hannover (EDDV), Köln/Bonn (EDDK), Leipzig/Halle (EDDP), München (EDDM), Münster/Osnabrück (EDDG), Nürnberg (EDDN), Saarbrücken (EDDR), Stuttgart (EDDS)