

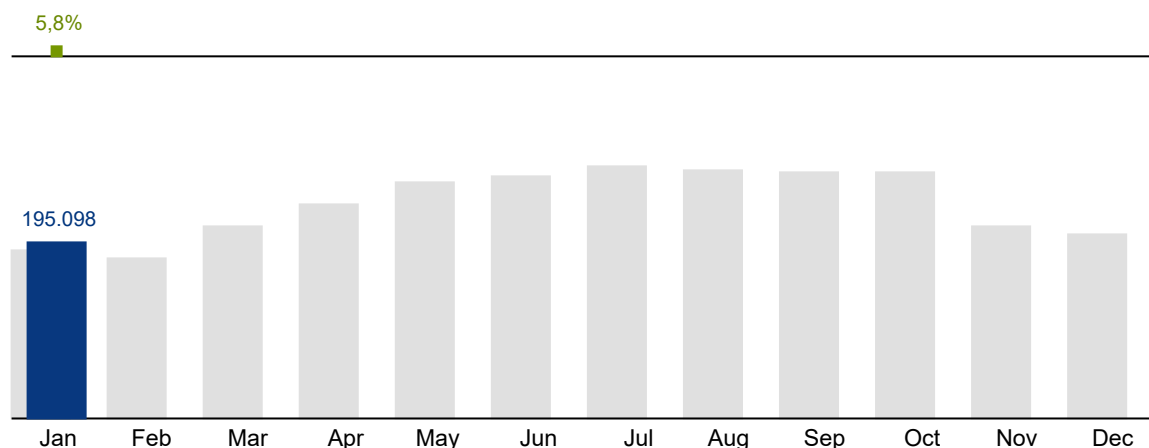
IFR flights in Germany

IFR movements (entry/exit, overflight and local) in all control sectors with a German designator.

January 2024	January 2023	Trend 2023	Trend 2019
195.098	184.446	5,8%	-18,7%
Jan - Jan 2024	Jan - Jan 2023	Trend 2023	Trend 2019
195.098	184.446	5,8%	-18,7%

Please note:

This count covers the traffic in the area build by all control sectors with a German designator („ED“), regardless of the service provider, including civil and military traffic in sectors controlled by DFS and Maastricht UAC (Maastricht - Hannover sectors). The area counted is composed of modular control sectors designed for ATC purposes with partly cross border structures and is therefore not identical to the political border of Germany or the national Flight Information Region (FIR).

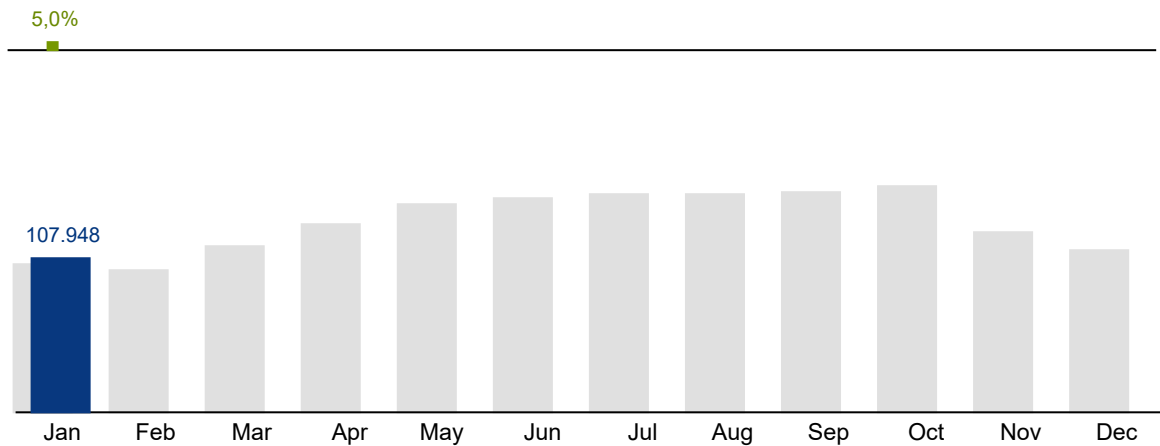


IFR events (take-offs and landings) at the international DFS towers and the regional towers with control zone.

	January 2024	January 2023	Trend 2023	Trend 2019
International Airports	107.948	102.776	5,0%	-23,8%
Regional Airports	9.923	9.689	2,4%	-12,7%
Total	117.871	112.465	4,8%	-23,0%
	Jan - Jan 2024	Jan - Jan 2023	Trend 2023	Trend 2019
International Airports	107.948	102.776	5,0%	-23,8%
Regional Airports	9.923	9.689	2,4%	-12,7%
Total	117.871	112.465	4,8%	-23,0%

IFR flights at international German airports

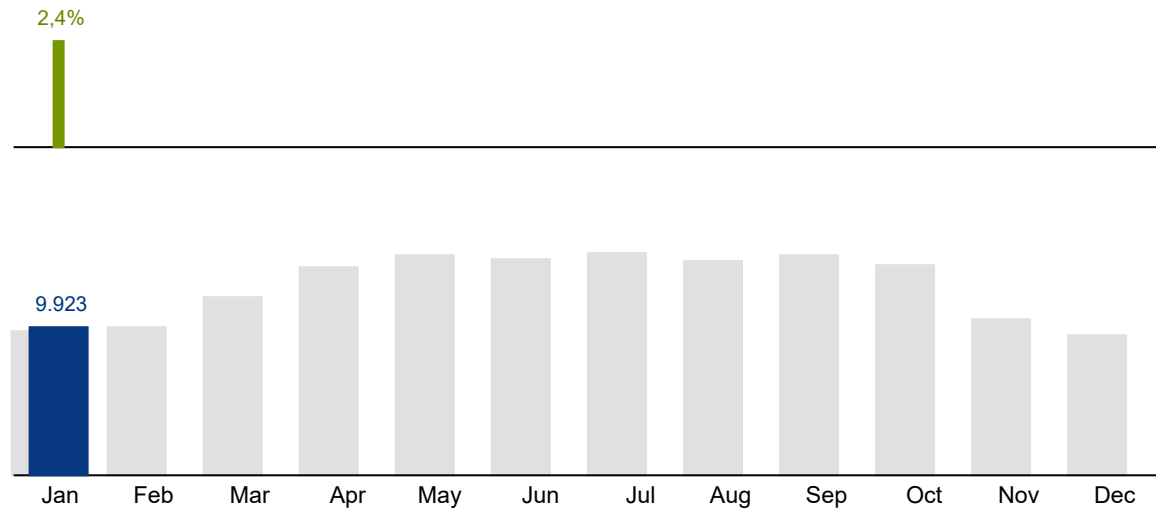
IFR events (take-offs and landings) at the international DFS towers in Germany.



	January 2024	Trend 2023	Trend 2019	Jan - Jan 2024	Trend 2023	Trend 2019
Frankfurt	31.053	4,5%	-17,6%	31.053	4,5%	-17,6%
München	21.550	6,8%	-31,1%	21.550	6,8%	-31,1%
Berlin	11.954	8,4%	69,2%	11.954	8,4%	69,2%
Düsseldorf	9.429	8,1%	-44,1%	9.429	8,1%	-44,1%
Hamburg	7.435	6,1%	-32,0%	7.435	6,1%	-32,0%
Köln	7.406	-1,4%	-24,8%	7.406	-1,4%	-24,8%
Leipzig	5.549	-6,1%	-3,1%	5.549	-6,1%	-3,1%
Stuttgart	5.008	5,4%	-42,8%	5.008	5,4%	-42,8%
Hannover	2.919	10,1%	-31,0%	2.919	10,1%	-31,0%
Nürnberg	2.356	7,1%	-34,7%	2.356	7,1%	-34,7%
Bremen	1.448	13,9%	-29,5%	1.448	13,9%	-29,5%
Münster	799	7,4%	-34,0%	799	7,4%	-34,0%
Dresden	693	-10,8%	-54,8%	693	-10,8%	-54,8%
Saarbrücken	217	-3,1%	-63,1%	217	-3,1%	-63,1%
Erfurt	132	37,5%	-57,7%	132	37,5%	-57,7%

IFR flights at regional German airports

IFR events (take-offs and landings) at the different regional towers in Germany with control zone.



	January 2024	Trend 2023	Trend 2019	Jan - Jan 2024	Trend 2023	Trend 2019
Dortmund	1.639	12,4%	-7,4%	1.639	12,4%	-7,4%
Memmingen	1.564	20,6%	43,1%	1.564	20,6%	43,1%
Frankfurt-Hahn	1.032	-11,0%	-25,0%	1.032	-11,0%	-25,0%
Karlsruhe/Baden-Baden	761	-7,0%	-5,7%	761	-7,0%	-5,7%
Niederrhein	694	62,5%	17,6%	694	62,5%	17,6%
Laage	653	-6,4%	-18,1%	653	-6,4%	-18,1%
Mönchengladbach	466	3,6%	7,4%	466	3,6%	7,4%
Augsburg	466	3,1%	27,3%	466	3,1%	27,3%
Friedrichshafen	457	-12,5%	-39,3%	457	-12,5%	-39,3%
Paderborn/Lippstadt	438	-13,6%	-50,6%	438	-13,6%	-50,6%
Braunschweig-Wolfsburg	408	5,2%	-37,9%	408	5,2%	-37,9%
Mannheim City	388	0,0%	-10,0%	388	0,0%	-10,0%
Ingolstadt/Manching	250	12,6%	-41,9%	250	12,6%	-41,9%
Kassel-Calden	230	-0,4%	-2,5%	230	-0,4%	-2,5%
Sylt	139	-40,1%	-49,6%	139	-40,1%	-49,6%
Lübeck-Blankensee	131	-47,4%	-46,1%	131	-47,4%	-46,1%
Hof-Plauen	101	57,8%	16,1%	101	57,8%	16,1%
Lahr	98	-13,3%	3,2%	98	-13,3%	3,2%
Heringsdorf	8	-42,9%	-80,0%	8	-42,9%	-80,0%

Please note: The airport Schwerin-Parchim is currently closed.