

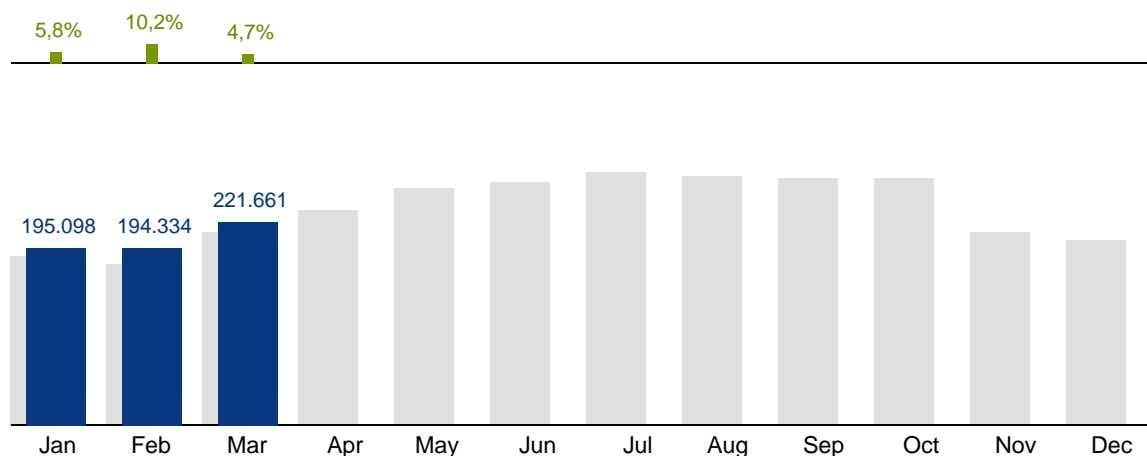
IFR flights in Germany

IFR movements (entry/exit, overflight and local) in all control sectors with a German designator.

March 2024	March 2023	Trend 2023	Trend 2019
221.661	211.622	4,7%	-14,5%
Jan - Mar 2024	Jan - Mar 2023	Trend 2023	Trend 2019
611.093	572.335	6,8%	-16,0%

Please note:

This count covers the traffic in the area build by all control sectors with a German designator („ED“), regardless of the service provider, including civil and military traffic in sectors controlled by DFS and Maastricht UAC (Maastricht - Hannover sectors). The area counted is composed of modular control sectors designed for ATC purposes with partly cross border structures and is therefore not identical to the political border of Germany or the national Flight Information Region (FIR).

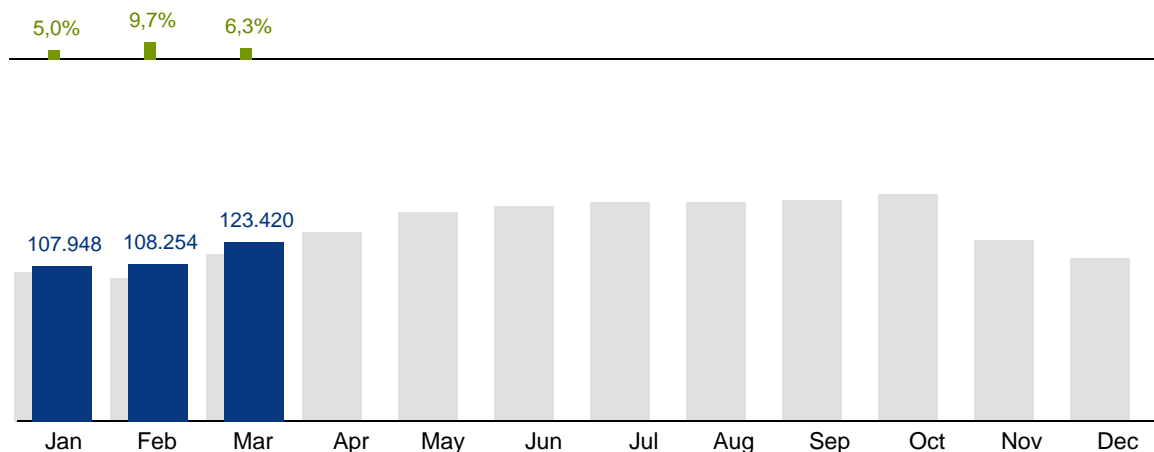


IFR events (take-offs and landings) at the international DFS towers and the regional towers with control zone.

	March 2024	March 2023	Trend 2023	Trend 2019
International Airports	123.420	116.105	6,3%	-20,5%
Regional Airports	12.654	11.977	5,7%	3,2%
Total	136.074	128.082	6,2%	-18,7%
	Jan - Mar 2024	Jan - Mar 2023	Trend 2023	Trend 2019
International Airports	339.622	317.568	6,9%	-21,8%
Regional Airports	33.382	31.663	5,4%	-5,7%
Total	373.004	349.231	6,8%	-20,6%

IFR flights at international German airports

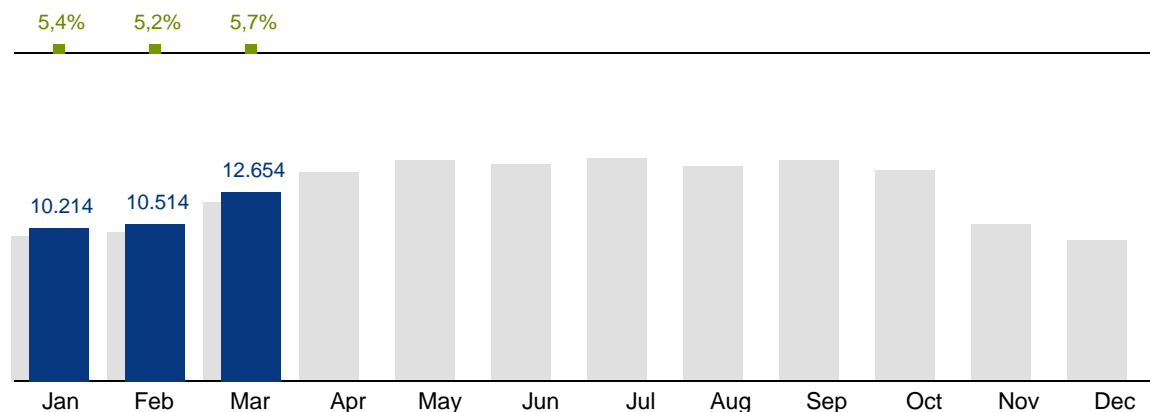
IFR events (take-offs and landings) at the international DFS towers in Germany.



	March 2024	Trend 2023	Trend 2019	Jan - Mar 2024	Trend 2023	Trend 2019
Frankfurt	33.957	5,7%	-19,2%	95.180	6,9%	-18,3%
München	24.000	10,2%	-29,9%	67.598	9,9%	-29,1%
Berlin	14.563	10,8%	88,5%	38.887	9,6%	78,3%
Düsseldorf	11.360	8,8%	-37,2%	30.320	9,9%	-40,5%
Hamburg	8.917	5,5%	-26,7%	23.917	7,4%	-28,7%
Köln	8.338	-0,1%	-20,2%	23.005	0,6%	-22,6%
Stuttgart	6.141	8,2%	-38,9%	16.413	8,5%	-40,6%
Leipzig	5.851	-9,5%	-6,8%	16.703	-6,7%	-5,1%
Hannover	3.576	13,6%	-24,5%	9.487	12,8%	-27,8%
Nürnberg	2.615	2,1%	-30,4%	7.263	4,8%	-33,1%
Bremen	1.679	7,1%	-25,3%	4.521	7,3%	-28,4%
Münster	1.021	2,6%	-23,9%	2.698	8,4%	-29,3%
Dresden	880	1,1%	-45,7%	2.317	-3,2%	-49,7%
Saarbrücken	339	-5,0%	75,6%	809	-4,3%	-41,0%
Erfurt	183	-9,9%	-39,2%	504	-3,3%	-45,6%

IFR flights at regional German airports

IFR events (take-offs and landings) at the different regional towers in Germany with control zone.



	March 2024	Trend 2023	Trend 2019	Jan - Mar 2024	Trend 2023	Trend 2019
Dortmund	1.626	-0,7%	-10,9%	4.753	6,7%	-10,8%
Memmingen	1.613	10,7%	43,1%	4.643	18,2%	42,1%
Frankfurt-Hahn	1.179	-1,1%	-20,7%	3.139	-9,8%	-24,5%
Niederrhein	826	39,1%	34,7%	2.116	46,6%	19,1%
Karlsruhe/Baden-Baden	806	-17,1%	-8,8%	2.294	-11,7%	-6,8%
Mönchengladbach	805	8,1%	60,0%	1.874	2,6%	25,8%
Paderborn/Lippstadt	776	-8,7%	-15,7%	1.748	-11,7%	-35,4%
Augsburg	721	15,7%	15,4%	1.772	8,9%	20,4%
Laage	711	0,9%	27,4%	2.032	-2,0%	-2,3%
Lübeck-Blankensee	533	81,3%	174,7%	842	3,8%	41,8%
Braunschweig-Wolfsburg	516	-15,4%	-33,2%	1.460	-3,5%	-34,7%
Mannheim City	510	13,3%	-10,2%	1.330	9,7%	-14,4%
Friedrichshafen	502	-4,6%	-41,1%	1.425	-4,4%	-41,2%
Hamburg	365			1.011		
Ingolstadt/Manching	331	-21,9%	-35,4%	946	-3,8%	-32,5%
Kassel-Calden	312	-10,1%	-6,6%	800	-3,6%	-11,7%
Sylt	267	6,8%	13,6%	510	-21,2%	-33,4%
Hof-Plauen	110	-25,2%	-9,8%	311	-4,9%	-7,7%
Lahr	107	-15,1%	-15,7%	310	-16,9%	-13,2%
Heringsdorf	38	35,7%	>200%	66	-1,5%	-35,3%

Please note: The airport Schwerin-Parchim is currently closed.