

IFR flights in Germany

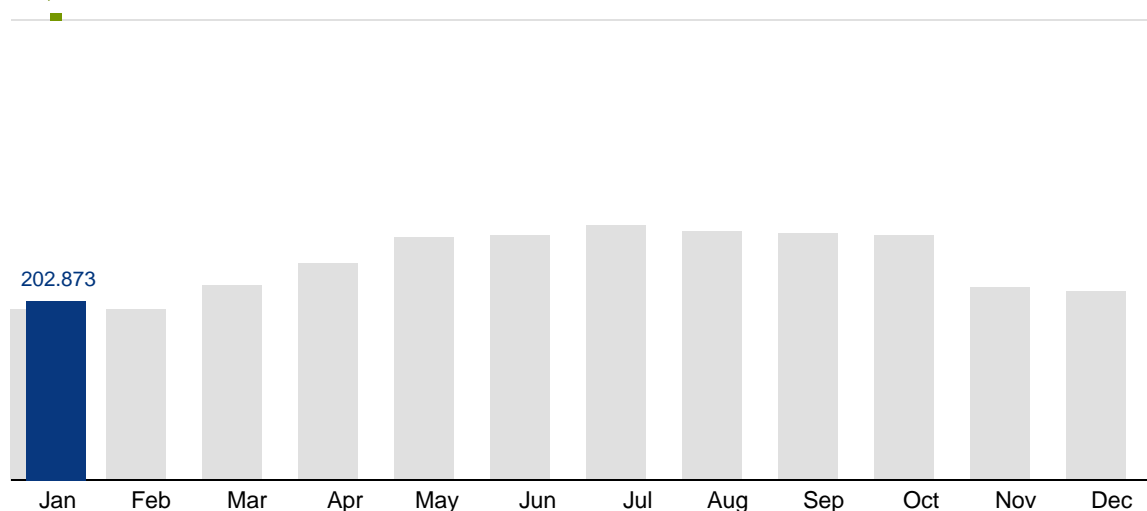
IFR movements (entry/exit, overflight and local) in all control sectors with a German designator.

January 2025	January 2024	Trend 2024	Trend 2019
202.873	195.098	4,0%	-15,4%
Jan - Jan 2025	Jan - Jan 2024	Trend 2024	Trend 2019
202.873	195.098	4,0%	-15,4%

Please note:

This count covers the traffic in the area build by all control sectors with a German designator („ED“), regardless of the service provider, including civil and military traffic in sectors controlled by DFS and Maastricht UAC (Maastricht - Hannover sectors). The area counted is composed of modular control sectors designed for ATC purposes with partly cross border structures and is therefore not identical to the political border of Germany or the national Flight Information Region (FIR).

4,0%

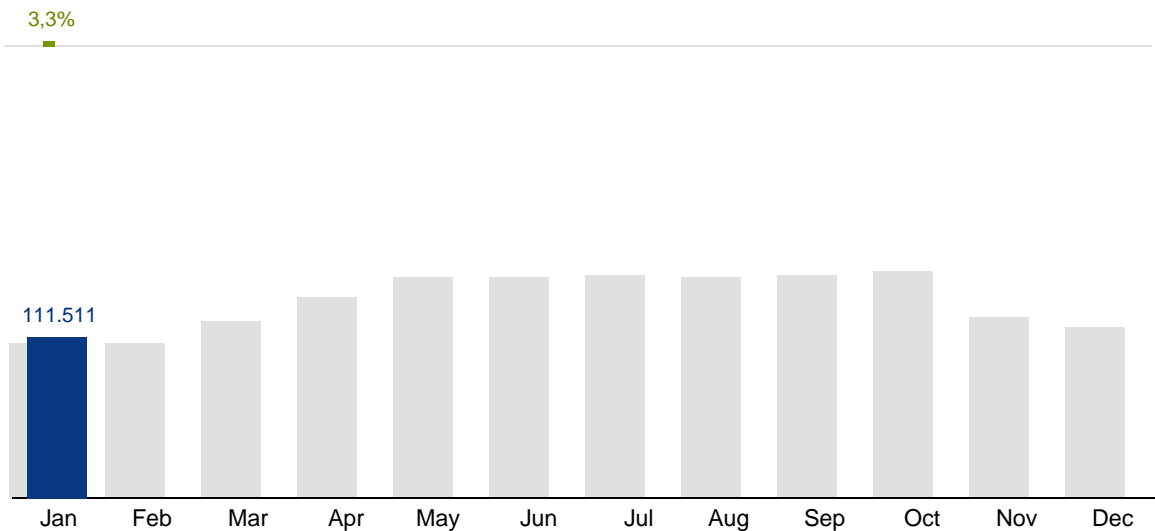


IFR events (take-offs and landings) at the international DFS towers and the regional towers with control zone.

	January 2025	January 2024	Trend 2024	Trend 2019
International Airports	111.511	107.948	3,3%	-21,3%
Regional Airports	10.148	9.923	2,3%	-10,7%
Total	121.904	118.162	3,2%	-20,4%
	Jan - Jan 2025	Jan - Jan 2024	Trend 2024	Trend 2019
International Airports	111.511	107.948	3,3%	-21,3%
Regional Airports	10.148	9.923	2,3%	-10,7%
Total	121.904	118.162	3,2%	-20,4%

IFR flights at international German airports

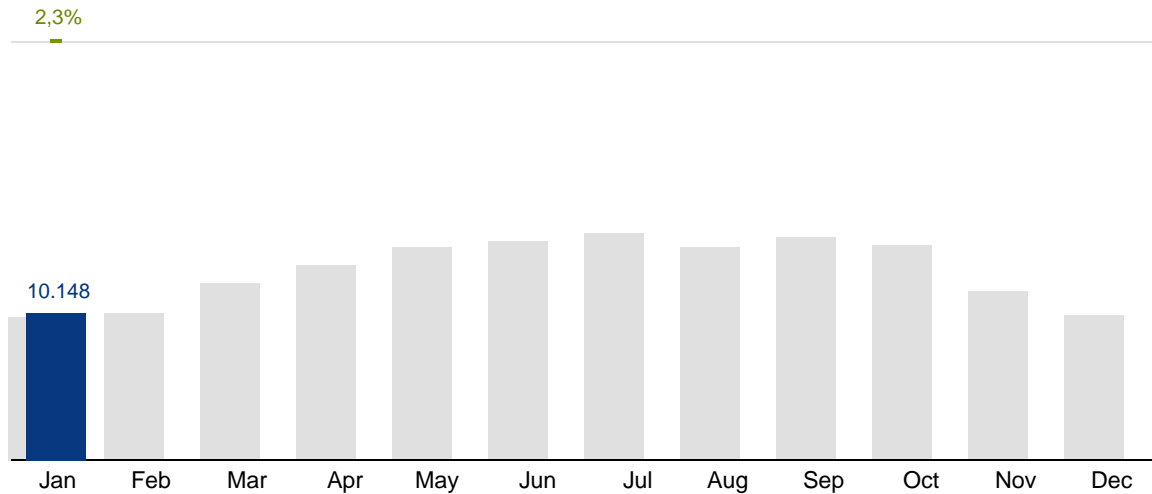
IFR events (take-offs and landings) at the international DFS towers in Germany.



	January 2025	Trend 2024	Trend 2019	Jan - Jan 2025	Trend 2024	Trend 2019
Frankfurt	30.926	-0,4%	-17,9%	30.926	-0,4%	-17,9%
München	22.498	4,4%	-28,1%	22.498	4,4%	-28,1%
Berlin	12.861	7,6%	82,0%	12.861	7,6%	82,0%
Düsseldorf	9.645	2,3%	-42,8%	9.645	2,3%	-42,8%
Hamburg	7.981	7,3%	-27,0%	7.981	7,3%	-27,0%
Köln	7.812	5,5%	-20,7%	7.812	5,5%	-20,7%
Leipzig	5.530	-0,3%	-3,4%	5.530	-0,3%	-3,4%
Stuttgart	5.311	6,1%	-39,3%	5.311	6,1%	-39,3%
Hannover	3.097	6,1%	-26,8%	3.097	6,1%	-26,8%
Nürnberg	2.547	8,1%	-29,4%	2.547	8,1%	-29,4%
Bremen	1.584	9,4%	-22,8%	1.584	9,4%	-22,8%
Münster	717	-10,3%	-40,7%	717	-10,3%	-40,7%
Dresden	673	-2,9%	-56,1%	673	-2,9%	-56,1%
Saarbrücken	211	-2,8%	-64,1%	211	-2,8%	-64,1%
Erfurt	118	-10,6%	-62,2%	118	-10,6%	-62,2%

IFR flights at regional German airports

IFR events (take-offs and landings) at the different regional towers in Germany with control zone.



	January 2025	Trend 2024	Trend 2019	Jan - Jan 2025	Trend 2024	Trend 2019
Memmingen	1.836	17,4%	68,0%	1.836	17,4%	68,0%
Dortmund	1.623	-1,0%	-8,3%	1.623	-1,0%	-8,3%
Frankfurt-Hahn	1.213	17,5%	-11,8%	1.213	17,5%	-11,8%
Karlsruhe/Baden-Baden	894	17,5%	10,8%	894	17,5%	10,8%
Niederrhein	755	8,8%	28,0%	755	8,8%	28,0%
Laage	743	13,8%	-6,8%	743	13,8%	-6,8%
Paderborn/Lippstadt	487	11,2%	-45,0%	487	11,2%	-45,0%
Augsburg	481	3,2%	31,4%	481	3,2%	31,4%
Mönchengladbach	457	-1,9%	5,3%	457	-1,9%	5,3%
Mannheim City	376	-3,1%	-12,8%	376	-3,1%	-12,8%
Friedrichshafen	362	-20,8%	-51,9%	362	-20,8%	-51,9%
Braunschweig-Wolfsburg	305	-25,2%	-53,6%	305	-25,2%	-53,6%
Kassel-Calden	187	-18,7%	-20,8%	187	-18,7%	-20,8%
Lübeck-Blankensee	143	9,2%	-41,2%	143	9,2%	-41,2%
Sylt	113	-18,7%	-59,1%	113	-18,7%	-59,1%
Lahr	85	-13,3%	-10,5%	85	-13,3%	-10,5%
Hof-Plauen	66	-34,7%	-24,1%	66	-34,7%	-24,1%
Heringsdorf	22	175,0%	-45,0%	22	175,0%	-45,0%
Ingolstadt/Manching	0	-100,0%	-100,0%	0	-100,0%	-100,0%