

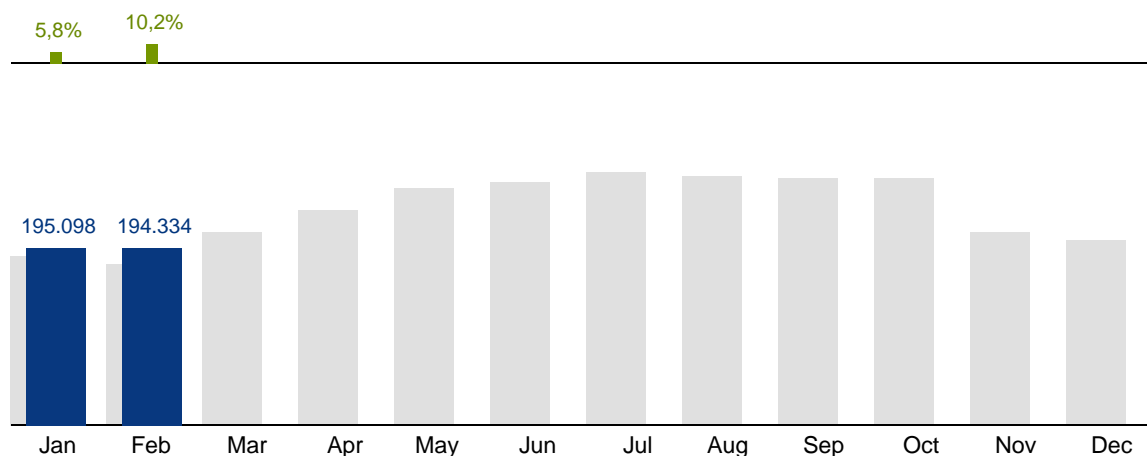
### IFR flights in Germany

IFR movements (entry/exit, overflight and local) in all control sectors with a German designator.

February 2024	February 2023	Trend 2023	Trend 2019
194.334	176.267	10,2%	-14,9%
Jan - Feb 2024	Jan - Feb 2023	Trend 2023	Trend 2019
389.432	360.713	8,0%	-16,8%

Please note:

This count covers the traffic in the area build by all control sectors with a German designator („ED“), regardless of the service provider, including civil and military traffic in sectors controlled by DFS and Maastricht UAC (Maastricht - Hannover sectors). The area counted is composed of modular control sectors designed for ATC purposes with partly cross border structures and is therefore not identical to the political border of Germany or the national Flight Information Region (FIR).

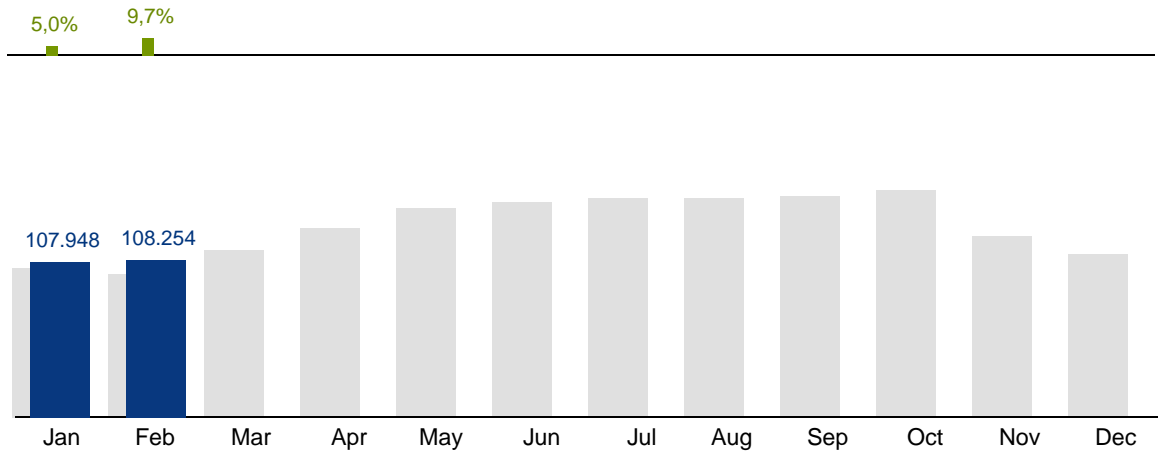


IFR events (take-offs and landings) at the international DFS towers and the regional towers with control zone.

	February 2024	February 2023	Trend 2023	Trend 2019
International Airports	108.254	98.687	9,7%	-21,2%
Regional Airports	10.159	9.997	1,6%	-13,8%
Total	118.413	108.684	9,0%	-20,6%
	Jan - Feb 2024	Jan - Feb 2023	Trend 2023	Trend 2019
International Airports	216.202	201.463	7,3%	-22,5%
Regional Airports	20.082	19.686	2,0%	-13,3%
Total	236.284	221.149	6,8%	-21,8%

## IFR flights at international German airports

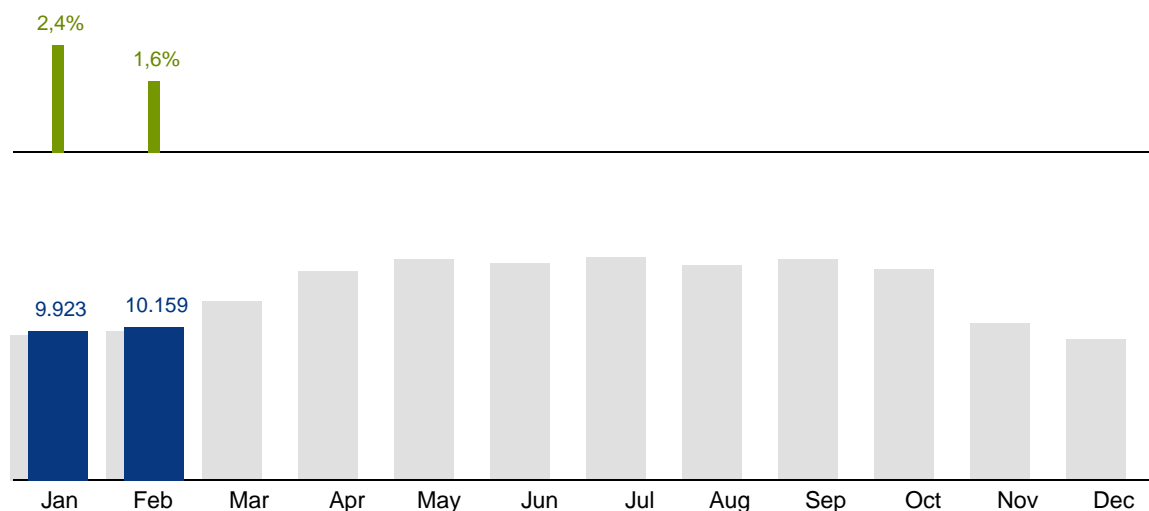
IFR events (take-offs and landings) at the international DFS towers in Germany.



	February 2024	Trend 2023	Trend 2019	Jan - Feb 2024	Trend 2023	Trend 2019
Frankfurt	30.170	11,0%	-18,1%	61.223	7,6%	-17,8%
München	22.048	12,8%	-26,2%	43.598	9,8%	-28,7%
Berlin	12.370	9,2%	76,2%	24.324	8,8%	72,7%
Düsseldorf	9.531	13,0%	-40,3%	18.960	10,5%	-42,3%
Hamburg	7.565	10,9%	-27,7%	15.000	8,5%	-29,9%
Köln	7.261	3,7%	-23,0%	14.667	1,0%	-24,0%
Leipzig	5.303	-4,2%	-5,2%	10.852	-5,2%	-4,1%
Stuttgart	5.264	12,1%	-40,3%	10.272	8,7%	-41,6%
Hannover	2.992	14,5%	-28,1%	5.911	12,2%	-29,6%
Nürnberg	2.292	5,5%	-34,4%	4.648	6,3%	-34,6%
Bremen	1.394	1,2%	-30,6%	2.842	7,3%	-30,1%
Münster	878	17,2%	-30,6%	1.677	12,3%	-32,3%
Dresden	744	-0,4%	-48,8%	1.437	-5,7%	-51,9%
Saarbrücken	253	-4,2%	-57,1%	470	-3,7%	-60,1%
Erfurt	189	-14,9%	-39,8%	321	0,9%	-48,7%

## IFR flights at regional German airports

IFR events (take-offs and landings) at the different regional towers in Germany with control zone.



	February 2024	Trend 2023	Trend 2019	Jan - Feb 2024	Trend 2023	Trend 2019
Dortmund	1.488	9,5%	-14,1%	3.127	11,0%	-10,7%
Memmingen	1.466	24,8%	39,9%	3.030	22,6%	41,5%
Frankfurt-Hahn	928	-17,7%	-28,5%	1.960	-14,3%	-26,7%
Karlsruhe/Baden-Baden	727	-9,9%	-5,7%	1.488	-8,4%	-5,7%
Laage	668	-0,4%	-7,9%	1.321	-3,5%	-13,2%
Mönchengladbach	603	-4,6%	9,0%	1.069	-1,2%	8,3%
Niederrhein	596	41,2%	3,8%	1.290	51,9%	10,8%
Augsburg	585	6,0%	21,6%	1.051	4,7%	24,1%
Braunschweig-Wolfsburg	536	4,1%	-33,5%	944	4,5%	-35,5%
Paderborn/Lippstadt	534	-14,3%	-40,7%	972	-14,0%	-45,6%
Friedrichshafen	466	5,4%	-43,0%	923	-4,3%	-41,2%
Mannheim City	432	15,5%	-22,2%	820	7,6%	-16,8%
Ingolstadt/Manching	365	8,3%	-20,5%	615	10,0%	-30,8%
Kassel-Calden	258	2,4%	-23,2%	488	1,0%	-14,7%
Lübeck-Blankensee	178	-33,6%	13,4%	309	-40,2%	-22,8%
Lahr	105	-21,6%	-22,2%	203	-17,8%	-11,7%
Sylt	104	-37,0%	-59,2%	243	-38,8%	-54,2%
Hof-Plauen	100	-13,8%	-21,9%	201	11,7%	-6,5%
Heringsdorf	20	-20,0%	-64,3%	28	-28,2%	-70,8%

Please note: The airport Schwerin-Parchim is currently closed.