

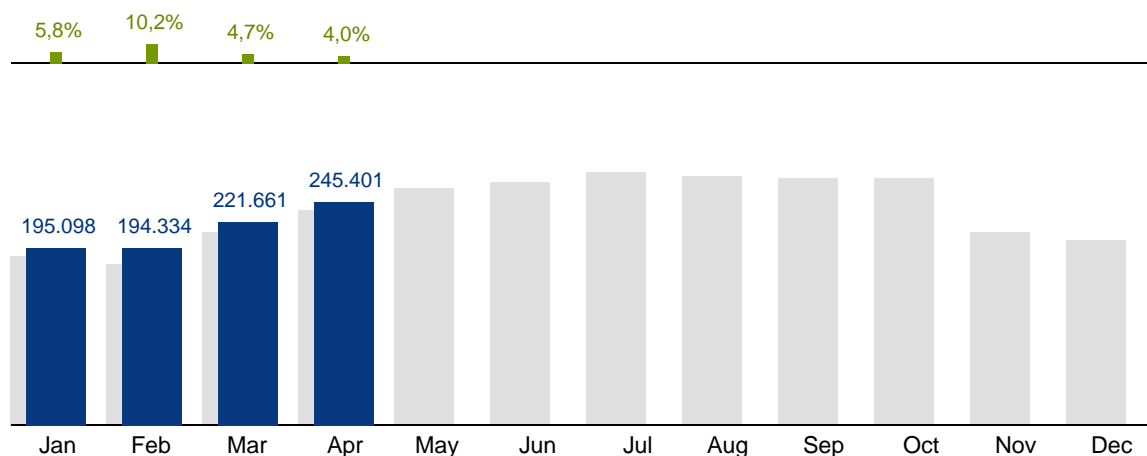
### IFR flights in Germany

IFR movements (entry/exit, overflight and local) in all control sectors with a German designator.

April 2024	April 2023	Trend 2023	Trend 2019
245.401	235.943	4,0%	-11,5%
Jan - Apr 2024	Jan - Apr 2023	Trend 2023	Trend 2019
856.494	808.278	6,0%	-14,8%

Please note:

This count covers the traffic in the area build by all control sectors with a German designator („ED“), regardless of the service provider, including civil and military traffic in sectors controlled by DFS and Maastricht UAC (Maastricht - Hannover sectors). The area counted is composed of modular control sectors designed for ATC purposes with partly cross border structures and is therefore not identical to the political border of Germany or the national Flight Information Region (FIR).

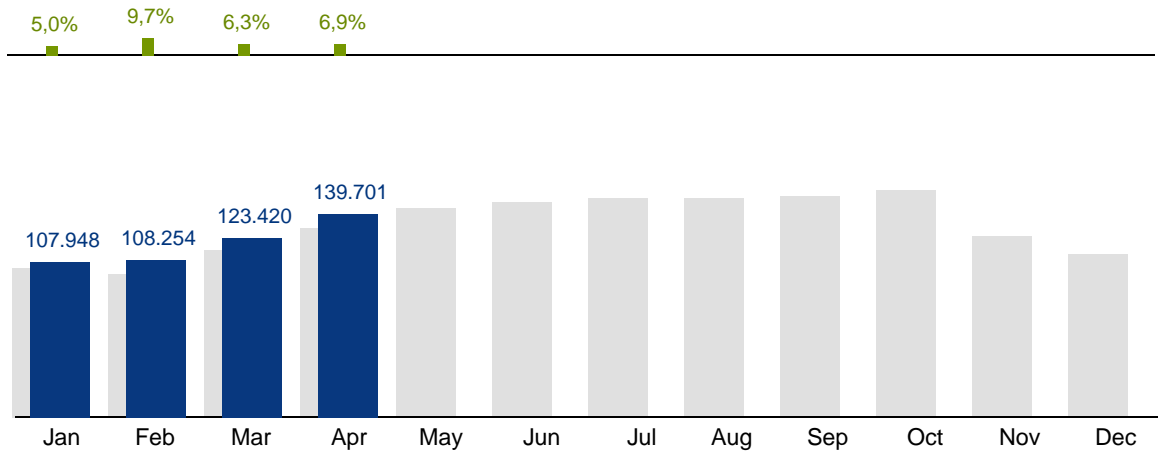


IFR events (take-offs and landings) at the international DFS towers and the regional towers with control zone.

	April 2024	April 2023	Trend 2023	Trend 2019
International Airports	139.701	130.719	6,9%	-13,4%
Regional Airports	13.931	13.903	0,2%	-7,0%
Total	153.632	144.622	6,2%	-12,8%
	Jan - Apr 2024	Jan - Apr 2023	Trend 2023	Trend 2019
International Airports	479.323	448.287	6,9%	-19,5%
Regional Airports	47.313	45.566	3,8%	-6,1%
Total	526.636	493.853	6,6%	-18,5%

## IFR flights at international German airports

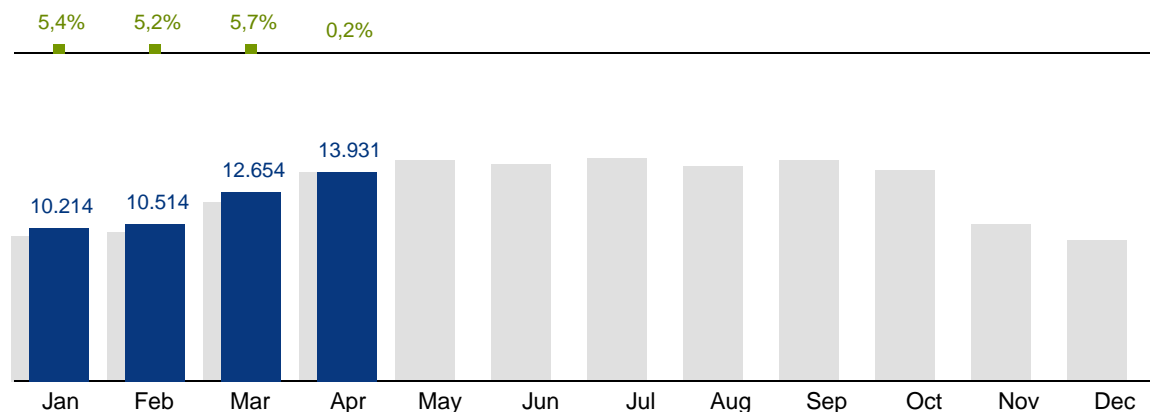
IFR events (take-offs and landings) at the international DFS towers in Germany.



	April 2024	Trend 2023	Trend 2019	Jan - Apr 2024	Trend 2023	Trend 2019
Frankfurt	37.553	5,8%	-14,0%	132.733	6,6%	-17,2%
München	27.679	11,7%	-18,8%	95.277	10,4%	-26,4%
Berlin	16.539	14,1%	116,3%	55.426	10,9%	88,2%
Düsseldorf	13.024	5,5%	-30,4%	43.344	8,5%	-37,8%
Hamburg	10.155	9,6%	-20,1%	34.072	8,0%	-26,4%
Köln	9.576	2,6%	-14,8%	32.581	1,2%	-20,5%
Stuttgart	7.167	6,5%	-35,7%	23.580	7,9%	-39,2%
Leipzig	5.853	-4,0%	-4,6%	22.556	-6,1%	-5,0%
Hannover	4.167	2,6%	-21,2%	13.654	9,5%	-25,9%
Nürnberg	3.060	-2,4%	-18,0%	10.323	2,5%	-29,2%
Bremen	1.862	0,0%	-28,4%	6.383	5,0%	-28,4%
Münster	1.466	-1,4%	-8,5%	4.164	4,8%	-23,2%
Dresden	961	-3,5%	-42,1%	3.278	-3,3%	-47,7%
Saarbrücken	415	-1,7%	-37,6%	1.224	-3,4%	-39,9%
Erfurt	224	3,2%	-38,5%	728	-1,4%	-43,6%

## IFR flights at regional German airports

IFR events (take-offs and landings) at the different regional towers in Germany with control zone.



	April 2024	Trend 2023	Trend 2019	Jan - Apr 2024	Trend 2023	Trend 2019
Memmingen	1.968	8,3%	41,3%	6.611	15,0%	41,8%
Dortmund	1.849	-9,3%	-8,1%	6.602	1,7%	-10,1%
Frankfurt-Hahn	1.250	3,1%	-10,4%	4.389	-6,5%	-21,0%
Niederrhein	1.136	2,0%	21,1%	3.252	27,2%	19,8%
Karlsruhe/Baden-Baden	1.092	-6,3%	0,9%	3.386	-10,0%	-4,5%
Paderborn/Lippstadt	940	-9,9%	-19,1%	2.688	-11,1%	-30,5%
Laage	821	53,7%	7,7%	2.853	9,4%	0,4%
Mönchengladbach	706	9,0%	36,3%	2.580	4,2%	28,5%
Friedrichshafen	653	-33,9%	-52,6%	2.078	-16,1%	-45,3%
Augsburg	580	7,6%	-16,7%	2.352	8,6%	8,5%
Braunschweig-Wolfsburg	532	13,9%	-38,1%	1.992	0,6%	-35,6%
Mannheim City	474	-4,2%	-24,3%	1.804	5,7%	-17,2%
Ingolstadt/Manching	400	27,0%	-22,8%	1.346	3,7%	-29,9%
Hamburg	392			1.403		
Sylt	321	-41,0%	-42,3%	831	-30,2%	-37,1%
Kassel-Calden	300	-18,0%	-22,1%	1.100	-8,0%	-14,8%
Lübeck-Blankensee	227	-23,6%	-34,2%	1.069	-3,5%	13,8%
Hof-Plauen	132	-1,5%	6,5%	443	-3,9%	-3,9%
Lahr	127	-6,6%	-20,6%	437	-14,1%	-15,5%
Heringsdorf	31	-35,4%	-55,7%	97	-15,7%	-43,6%

Please note: The airport Schwerin-Parchim is currently closed.