

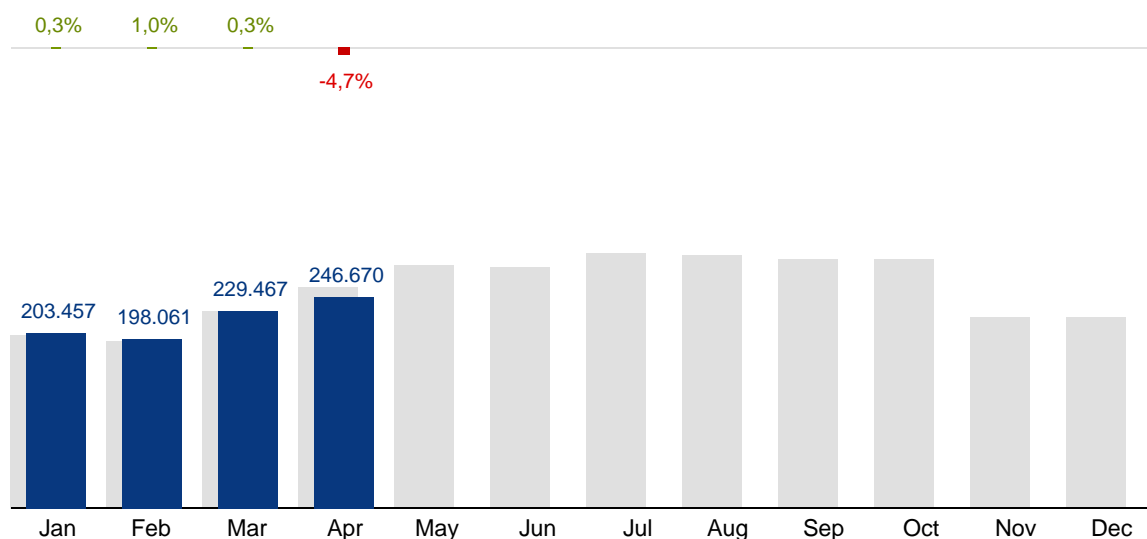
IFR flights in Germany

IFR movements (entry/exit, overflight and local) in all control sectors with a German designator.

April 2026	April 2025	Trend 2025	Trend 2019
246.670	258.816	-4,7%	-11,1%
Jan - Apr 2026	Jan - Apr 2025	Trend 2025	Trend 2019
877.655	886.629	-1,0%	-12,7%

Please note:

This count covers the traffic in the area build by all control sectors with a German designator („ED“), regardless of the service provider, including civil and military traffic in sectors controlled by DFS and Maastricht UAC (Maastricht - Hannover sectors). The area counted is composed of modular control sectors designed for ATC purposes with partly cross border structures and is therefore not identical to the political border of Germany or the national Flight Information Region (FIR).

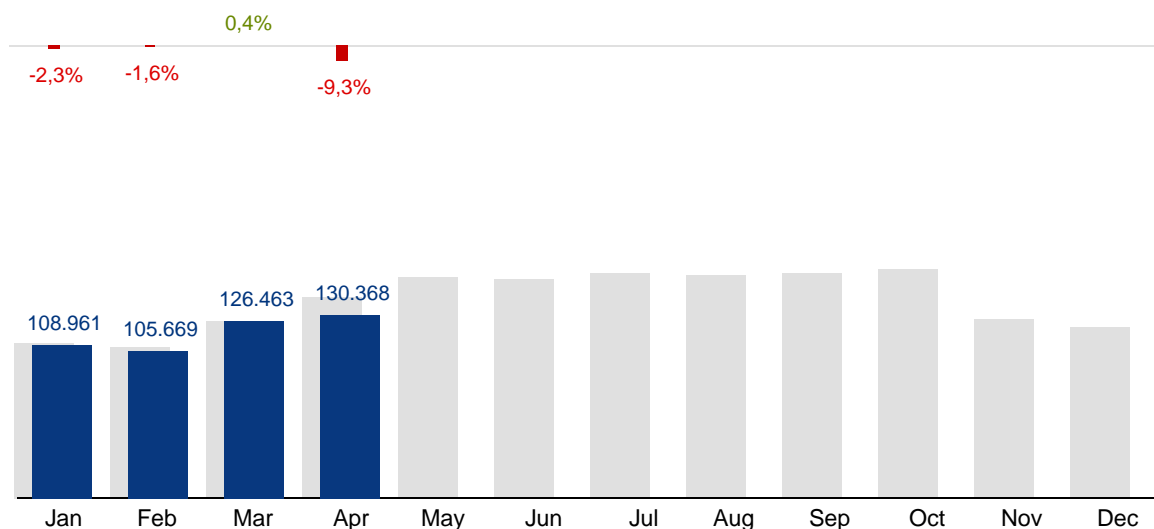


IFR events (take-offs and landings) at the international DFS towers and the regional towers with control zone.

	April 2026	April 2025	Trend 2025	Trend 2019
International Airports	130.368	143.646	-9,2%	-26,6%
Regional Airports	15.798	14.937	5,8%	5,4%
Total	146.533	158.919	-7,8%	-24,0%
	Jan - Apr 2026	Jan - Apr 2025	Trend 2025	Trend 2019
International Airports	471.461	488.479	-3,5%	-28,3%
Regional Airports	50.082	48.617	3,0%	-0,7%
Total	522.814	538.327	-2,9%	-26,2%

IFR flights at international German airports

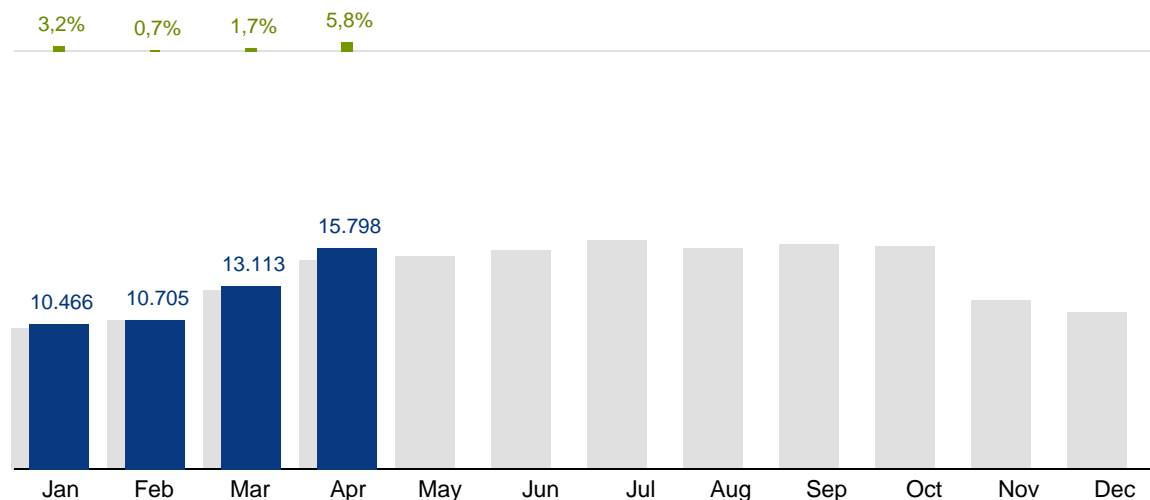
IFR events (take-offs and landings) at the international DFS towers in Germany.



	April 2026	Trend 2025	Trend 2019	Jan - Apr 2026	Trend 2025	Trend 2019
Frankfurt	34.612	-11,6%	-20,7%	130.095	-4,0%	-18,8%
München	23.667	-17,4%	-30,6%	91.227	-5,9%	-29,5%
Berlin	15.795	-3,0%	106,6%	55.053	-4,7%	86,9%
Düsseldorf	13.013	-4,1%	-30,5%	44.000	1,0%	-36,8%
Hamburg	9.768	-2,8%	-23,2%	34.785	-0,4%	-24,8%
Köln	9.125	-7,2%	-18,8%	31.843	-4,0%	-22,3%
Stuttgart	6.516	-10,2%	-41,6%	23.067	-3,4%	-40,5%
Leipzig	5.717	-1,7%	-6,9%	21.024	-2,6%	-11,4%
Hannover	4.364	-3,9%	-17,5%	14.053	0,4%	-23,7%
Nürnberg	3.432	-0,9%	-8,0%	11.684	4,0%	-19,9%
Bremen	1.626	-17,4%	-37,5%	6.252	-10,4%	-29,8%
Münster	1.256	0,6%	-21,6%	3.756	1,6%	-30,7%
Dresden	739	-29,1%	-55,5%	2.697	-17,3%	-57,0%
Saarbrücken	438	9,0%	-34,1%	1.213	0,7%	-40,4%
Erfurt	300	-16,0%	-17,6%	712	-8,8%	-44,8%

IFR flights at regional German airports

IFR events (take-offs and landings) at the different regional towers in Germany with control zone.



	April 2026	Trend 2025	Trend 2019	Jan - Apr 2026	Trend 2025	Trend 2019
Memmingen	2.379	3,8%	70,8%	7.706	-3,4%	65,3%
Dortmund	1.973	15,0%	-2,0%	6.389	-2,9%	-13,0%
Karlsruhe/Baden-Baden	1.593	13,6%	47,2%	4.927	13,3%	39,0%
Niederrhein	1.463	10,3%	56,0%	4.296	11,0%	58,2%
Frankfurt-Hahn	1.426	-6,6%	2,2%	5.004	-8,0%	-9,9%
Friedrichshafen	1.058	32,7%	-23,2%	2.695	46,2%	-29,1%
Paderborn/Lippstadt	1.047	8,6%	-9,9%	2.595	-2,8%	-32,9%
Laage	735	1,7%	-3,5%	2.897	1,9%	1,9%
Mönchengladbach	717	-6,8%	38,4%	2.575	7,1%	28,2%
Augsburg	715	4,1%	2,7%	2.377	0,4%	9,6%
Braunschweig-Wolfsburg	454	-1,7%	-47,2%	1.578	-7,1%	-49,0%
Mannheim City	448	-12,7%	-28,4%	1.578	-8,8%	-27,6%
Sylt	436	-19,1%	-21,6%	937	-5,7%	-29,1%
Lübeck-Blankensee	422	37,0%	22,3%	1.320	33,5%	40,6%
Ingolstadt/Manching	349	5,1%	-32,6%	1.289	44,7%	-32,8%
Kassel-Calden	270	-8,5%	-29,9%	925	-11,8%	-28,4%
Lahr	155	22,0%	-3,1%	525	22,1%	1,5%
Hof-Plauen	124	-8,1%	0,0%	400	-2,7%	-13,2%
Heringsdorf	34	36,0%	-51,4%	69	-14,8%	-59,9%