



LIZ Bulletin

Week 40

DFS Situation and Information Centre

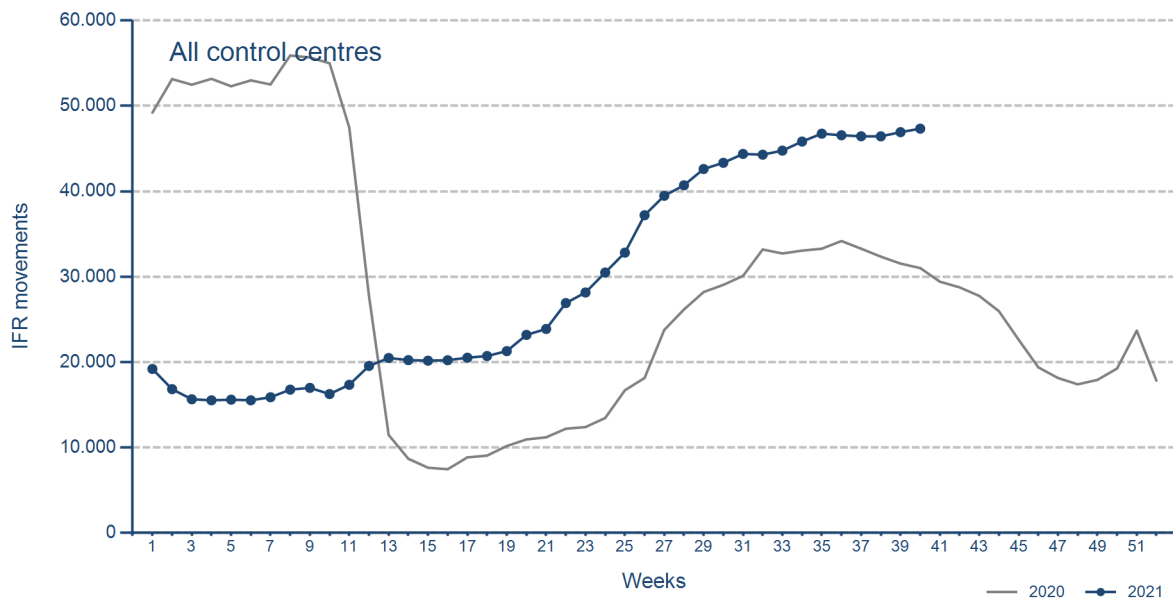
4 OCT 2021 - 10 OCT 2021

Version 13.10.2021

IFR flights in the Federal Republic of Germany

IFR movements (entries, exits, overflights and domestics) in all control sectors with a German designator.

	2021	2020	Trend
Week 40	47.336	31.004	52,7%
Cumulated Weeks	1.172.893	1.197.461	-2,1%

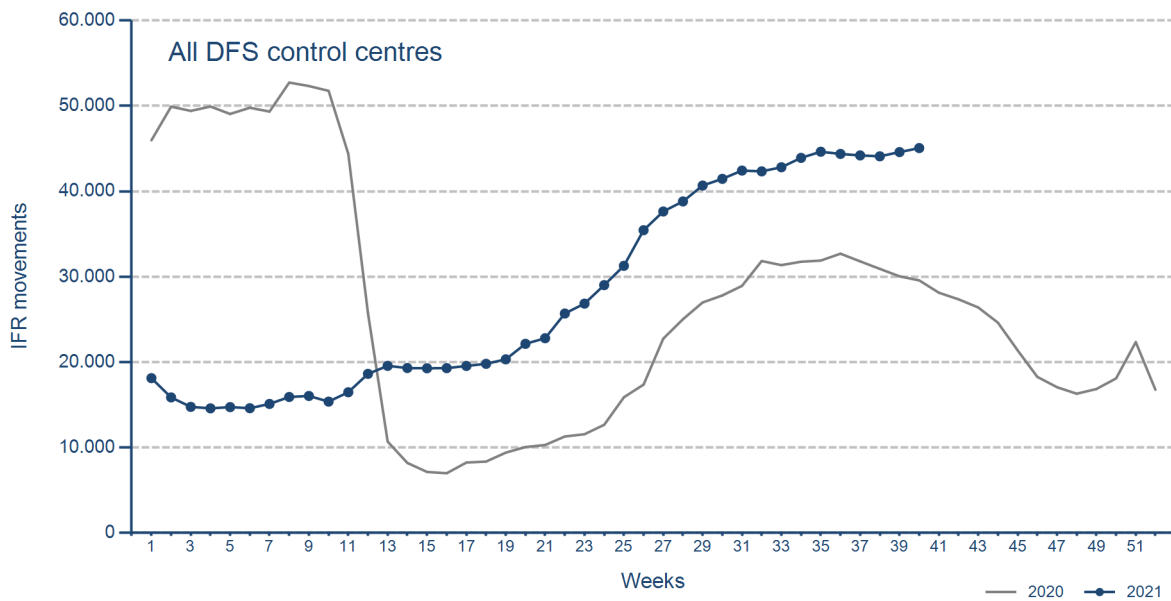


Please note: This count covers the traffic in the area built by all control sectors with a German designator („ED“), regardless of the service provider, including civil and military traffic in sectors controlled by DFS and Maastricht UAC (Maastricht-Hannover sectors). The area counted is composed of modular control sectors designed for ATC purposes with partly cross border structures and is therefore not identical to the political border of the Federal Republic of Germany or the national Flight Information Region (FIR).

IFR flights controlled by DFS

IFR movements (entries, exits, overflights and domestics) in control sectors controlled by DFS.

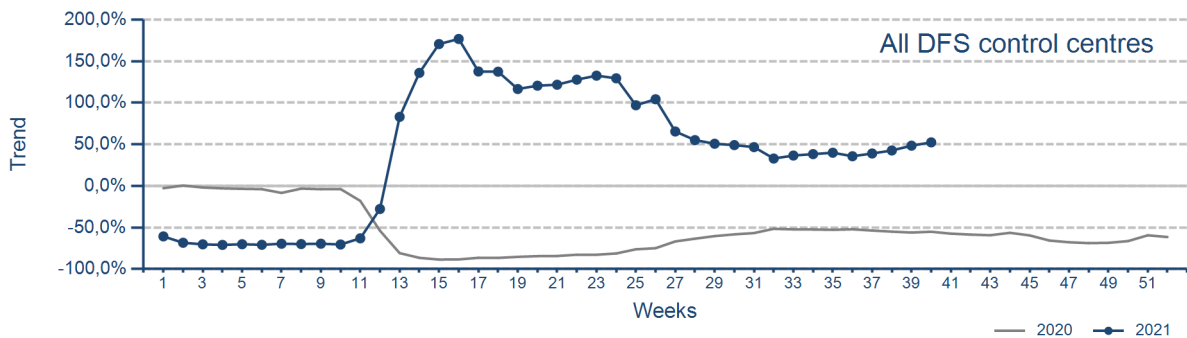
	2021	2020	Trend
Week 40	45.060	29.560	52,4%
Cumulated Weeks	1.117.209	1.131.417	-1,3%



Please note: This count covers the traffic in the area built by control sectors of DFS control centres, including civil and military traffic. Traffic in Maastricht UAC (Maastricht-Hannover sectors) is not counted.

IFR flights controlled by DFS - trend

Trend in the number of IFR movements (entries, exits, overflights and domestics) in control sectors controlled by DFS.

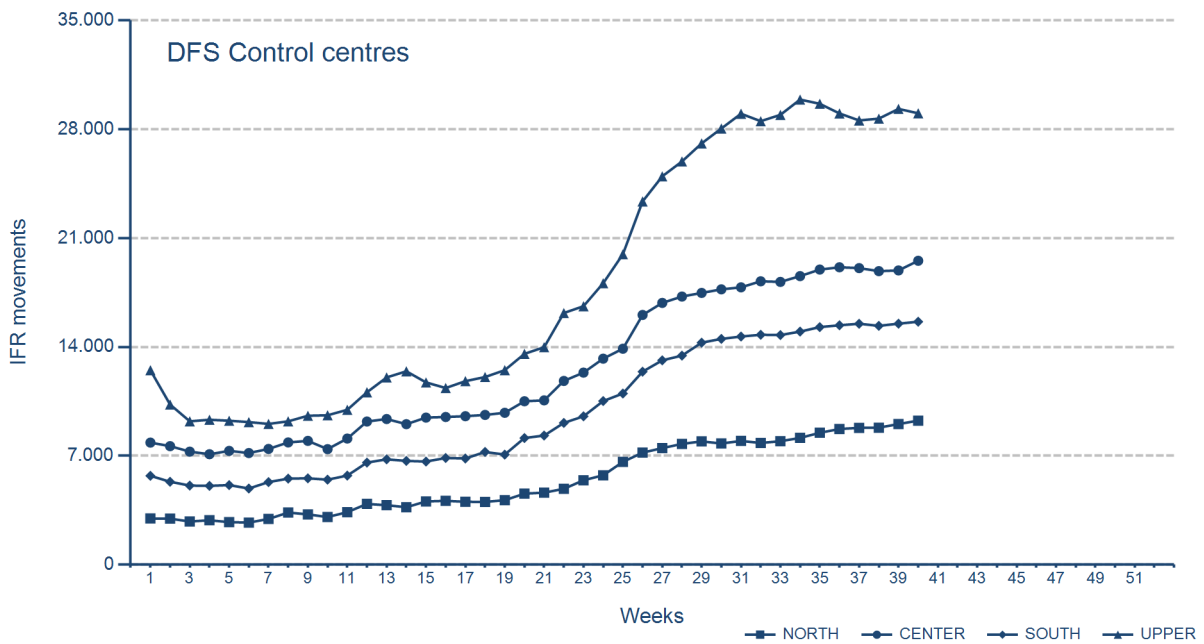


IFR flights controlled by DFS - in detail

IFR movements (entries, exits, overflights and domestics) controlled by DFS at the different control centres.

	NORTH	CENTER	SOUTH	UPPER
Week 40	9.262	19.537	15.620	29.015
Trend	45,1%	56,3%	55,1%	50,7%
Cumulated Weeks	219.886	503.558	389.716	720.380
Trend	-8,2%	1,9%	-4,7%	2,6%

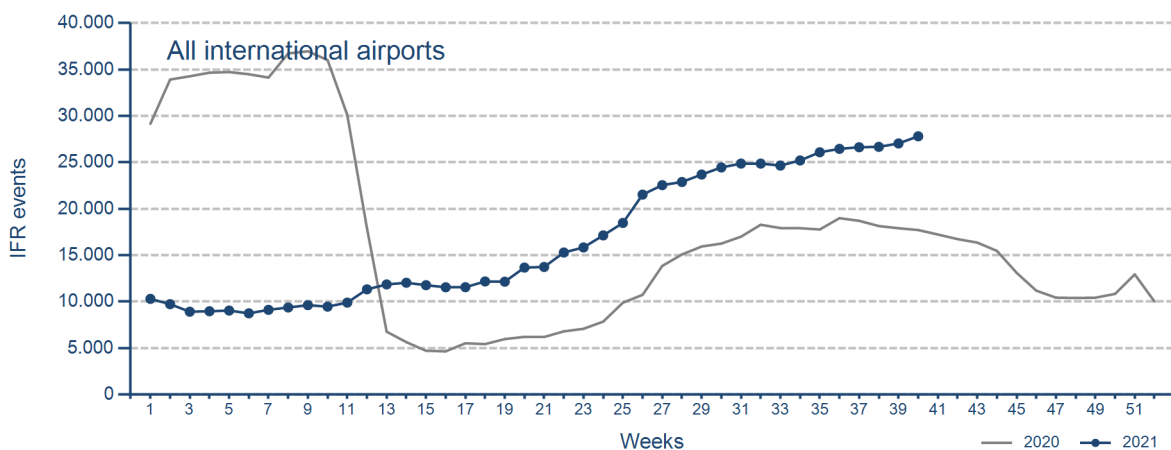
Please note: The trend numbers compare counts of the airspaces in their current configuration to the count of the same airspace in 2020.



IFR flights at international German airports

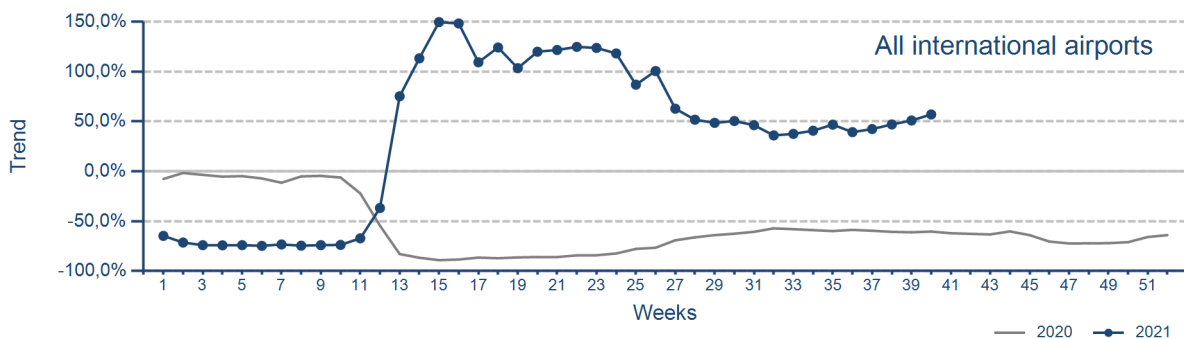
IFR events (take-offs and landings) at the international DFS towers in the Federal Republic of Germany.

	2021	2020	Trend
Week 40	27.809	17.715	57,0%
Cumulated Weeks	667.313	728.121	-8,4%



IFR flights at international German airports - trend

Trend in the number of IFR events (take-offs and landings) at the international DFS towers in the Federal Republic of Germany.



IFR flights at international German airports - airport category

IFR events (take-offs and landings) at the international DFS towers in the Federal Republic of Germany differentiated by Hub Gateways (HUB), International Access Airports 1 (IAA1) and International Access Airports 2 (IAA2).

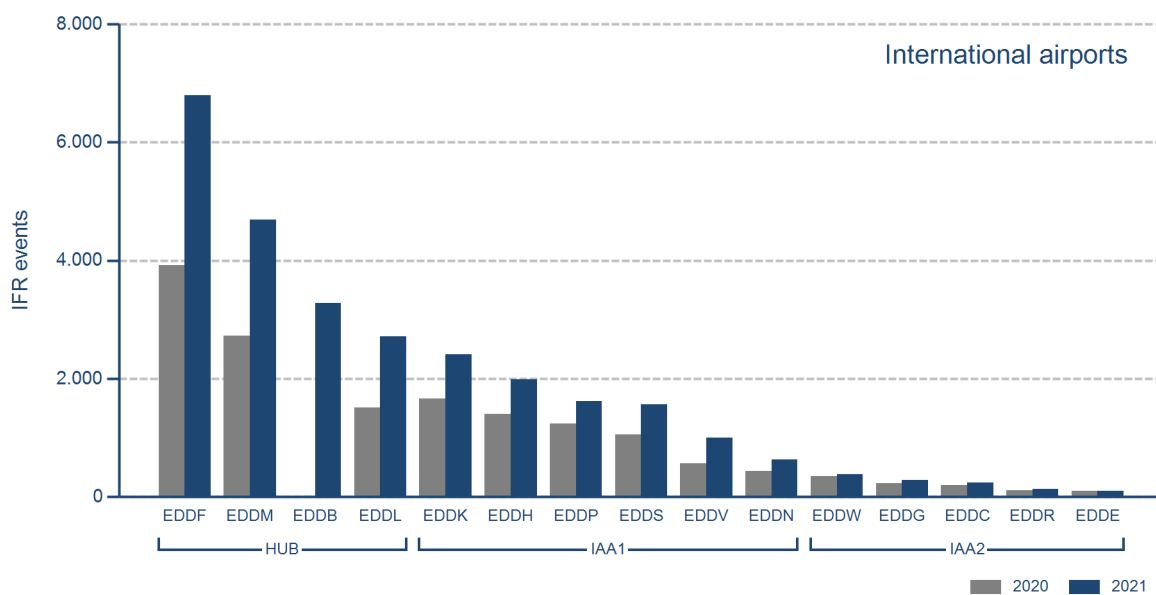
	HUB	IAA1	IAA2
Week 40	17.482	9.203	1.124
Trend*	114,4%	7,3%	14,0%
Cumulated Weeks	406.863	234.501	25.949
Trend*	11,6%	-28,9%	-23,3%

*Please note: Berlin-Schönefeld used to be listed as IAA1. Berlin-Brandenburg is listed as a HUB.

IFR flights at international German airports - in detail

IFR events (take-offs and landings) at the different international DFS towers in the Federal Republic of Germany.

	Week 40	Trend	Week 1 - 40	Trend
HUB				
EDDB Berlin-Brandenburg	3.282	N/A	69.652	N/A
EDDF Frankfurt/Main	6.797	73,2%	183.617	6,2%
EDDL Düsseldorf	2.709	79,5%	55.877	-17,6%
EDDM München	4.694	72,5%	97.717	-21,0%
IAA1				
EDDH Hamburg	1.987	42,1%	42.121	-16,2%
EDDK Köln/Bonn	2.413	45,7%	64.869	3,1%
EDDN Nürnberg	628	44,4%	14.124	-17,6%
EDDP Leipzig/Halle	1.615	31,0%	55.194	18,1%
EDDS Stuttgart	1.567	49,1%	36.478	-13,3%
EDDV Hannover	993	75,8%	21.715	-3,9%
IAA2				
EDDC Dresden	240	20,6%	4.884	-32,9%
EDDE Erfurt/Weimar	97	-4,0%	2.444	-13,5%
EDDG Münster/Osnabrück	281	21,6%	6.715	-19,8%
EDDR Saarbrücken	131	20,2%	2.720	-14,6%
EDDW Bremen	375	8,4%	9.186	-24,6%



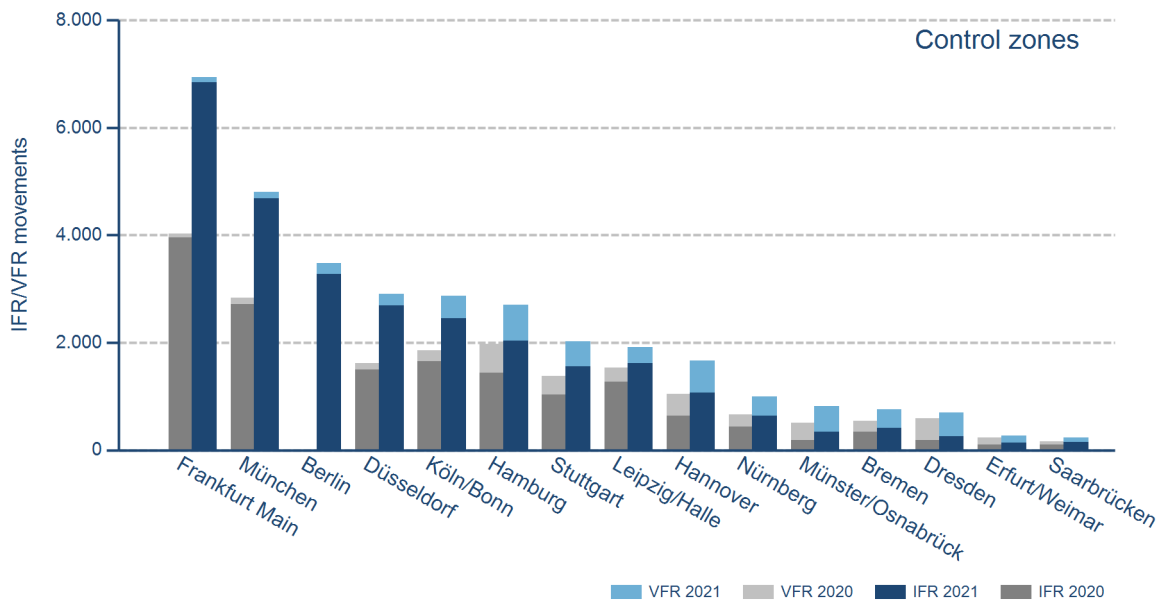
IFR/VFR flights in control zones of DFS towers

IFR/VFR movements (entries, exits, overflights and domestics) at the different control zones of international DFS towers.

	Week 40	Trend	Week 1 - 40	Trend
Berlin	3.485	N/A	76.831	N/A
Bremen	759	38,8%	19.615	-7,9%
Dresden	704	19,1%	16.696	-6,4%
Düsseldorf	2.903	79,6%	62.358	-15,8%
Erfurt/Weimar	267	16,1%	7.816	0,7%
Frankfurt Main	6.947	72,4%	188.686	6,3%
Hamburg	2.706	37,0%	65.064	-8,2%
Hannover	1.669	59,1%	41.512	3,0%
Köln/Bonn	2.868	54,0%	78.961	6,5%
Leipzig/Halle	1.912	24,4%	65.860	16,3%
München	4.806	69,8%	102.494	-20,2%
Münster/Osnabrück	817	61,5%	25.480	11,1%
Nürnberg	998	49,6%	26.405	-3,3%
Saarbrücken	238	47,8%	7.137	9,7%
Stuttgart	2.022	46,0%	51.497	-4,9%

Additional information:

Münster reported 148 glider movements for the current week, i.e. 7.600 glider movements for the cumulated year.



IFR flights at regional German airports - in detail

IFR events (take-offs and landings) at the different regional towers in the Federal Republic of Germany with control zone and barely any PPR.

	2021	2020	Trend
Week 40	3.116	2.603	19,7%
Cumulated Weeks	87.477	82.731	5,7%

	Week 40	Trend	Week 1 - 40	Trend
EDAH Heringsdorf	18	-14,3%	503	0,6%
EDFH Frankfurt-Hahn	289	17,5%	9.240	6,0%
EDFM Mannheim City	150	48,5%	3.736	2,8%
EDHL Lübeck-Blankensee	110	54,9%	2.468	40,6%
EDJA Memmingen	299	13,3%	7.881	2,6%
EDLN Mönchengladbach	170	-11,5%	6.450	24,4%
EDLP Paderborn/Lippstadt	196	7,1%	4.704	7,4%
EDLV Niederrhein	234	154,3%	3.889	30,2%
EDLW Dortmund	496	17,3%	13.306	3,9%
EDMA Augsburg	199	15,0%	6.070	15,6%
EDNY Friedrichshafen	126	65,8%	2.872	-22,9%
EDOP Schwerin-Parchim	0	N/A	0	N/A
EDQM Hof-Plauen	51	30,8%	1.151	6,1%
EDSB Karlsruhe/Baden-Baden	255	59,4%	6.849	2,8%
EDTL Lahr	25	-34,2%	1.064	19,1%
EDVE Braunschweig-Wolfsburg	163	44,2%	3.947	-2,0%
EDVK Kassel-Calden	107	9,2%	2.726	-9,0%
EDXW Sylt	146	-8,2%	4.749	10,5%
ETNL Laage	7	-91,6%	3.978	1,4%
ETSI Ingolstadt/Manching	75	5,6%	1.894	-14,8%

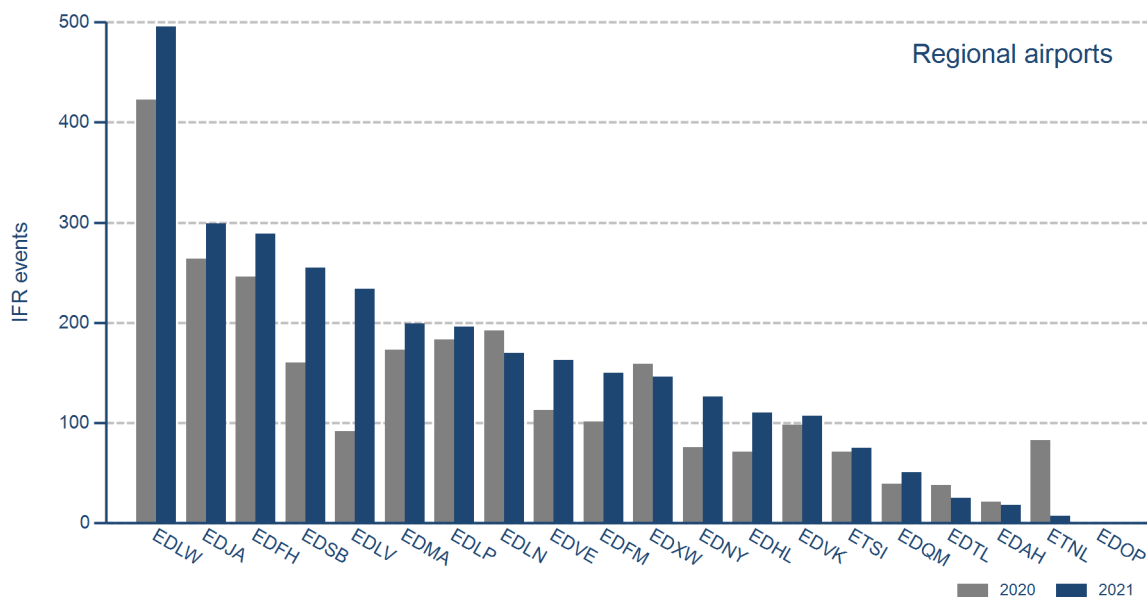
*The value is of limited conclusiveness (OLC).

OLC: Trend > 200%

Please note: the airport Schwerin-Parchim (EDOP) is currently closed.

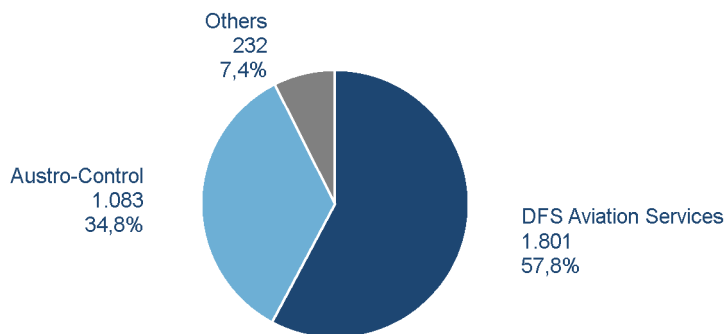
IFR flights at regional German airports - in detail

IFR events (take-offs and landings) at the different regional towers in the Federal Republic of Germany with control zone and barely any PPR.



IFR flights at regional German airports - air traffic service providers

Percentage of IFR events (take-offs and landings) at the regional towers in the Federal Republic of Germany differentiated between DFS Aviation Services, Austro Control and other providers.



- DFS Aviation Services: Dortmund (EDLW), Friedrichshafen (EDNY), Karlsruhe/Baden-Baden (EDSB), Lahr (EDTL), Magdeburg/Cochstedt (EDBC), Memmingen (EDJA), Mönchengladbach (EDLN), Niederrhein (EDLV), Paderborn/Lippstadt (EDLP)
- Austro Control: Augsburg (EDMA), Braunschweig-Wolfsburg (EDVE), Frankfurt-Hahn (EDFH), Heringsdorf (EDAH), Hof-Plauen (EDQM), Kassel-Calden (EDVK), Lübeck-Blankensee (EDHL), Schwerin-Parchim (EDOP), Sylt (EDXW)
- Others: Ingolstadt/Manching (ETSI), Laage (ETNL), Mannheim City (EDFM)

ATFM Arrival Delay

(Data Source: NM statistics, DFS LIZ)

ATFM Arrival Delay with reference to the relevant airport, in minutes per IFR arrival.

ATFM Arrival Delay:

sum of all arrival ATFM delay divided by the sum of all inbound flights for the particular traffic volume

Airports		ATC Delay [min/arrival]	non ATC Delay [min/arrival]	
	All Airports	0,0060	0,4299	
EDDB	Berlin-Brandenburg	0	2,7738	
EDDK	Köln/Bonn	0	1,0680	
EDDC	Dresden	0	0,7983	
EDDV	Hannover	0,1670	0	
EDDH	Hamburg	0	0,0423	

Please note: The ATFM delay data are provided by NM statistics. Due to internal distribution of the ATFM delay, data are modified by OX/OP. The inbound flight information is based on LIZ statistics.

All Airports means all international German airports: Berlin-Brandenburg (EDDB), Bremen (EDDW), Dresden (EDDC), Düsseldorf (EDDL), Erfurt/Weimar (EDDE), Frankfurt/Main (EDDF), Hamburg (EDDH), Hannover (EDDV), Köln/Bonn (EDDK), Leipzig/Halle (EDDP), München (EDDM), Münster/Osnabrück (EDDG), Nürnberg (EDDN), Saarbrücken (EDDR), Stuttgart (EDDS)