



# LIZ Bulletin

DFS Situation and Information Centre

Week 40

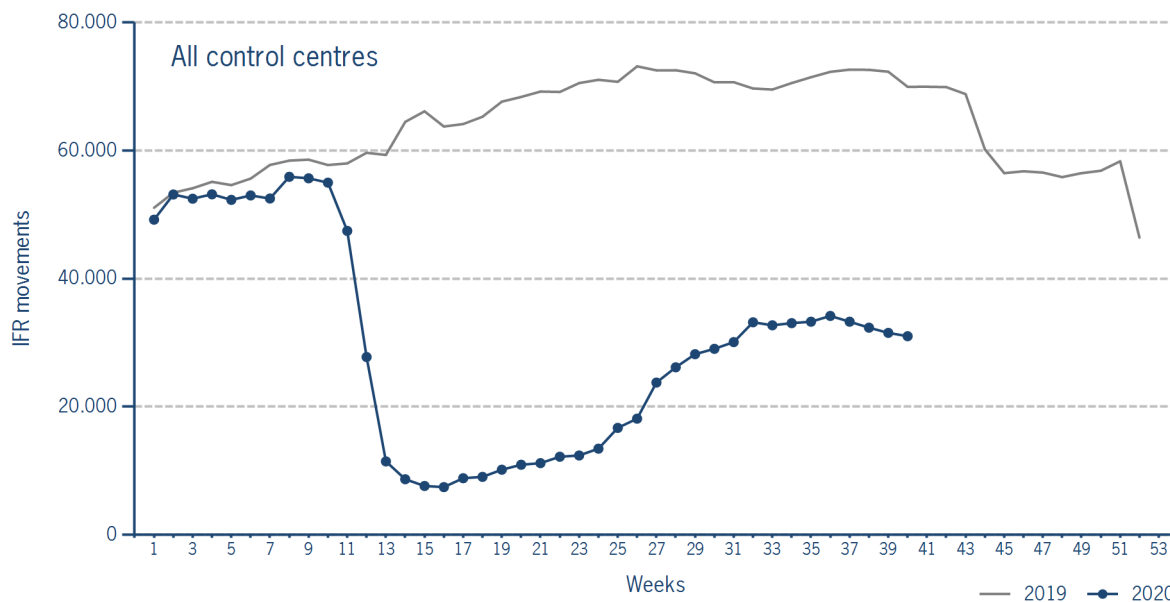
28 SEP 2020 - 4 OCT 2020

Version 06.10.2020

## IFR flights in the Federal Republic of Germany

IFR movements (entries, exits, overflights and domestics) in all control sectors with a German designator.

	2020	2019	Trend
Week 40	31.004	69.963	-55,7%
Cumulated Weeks	1.197.461	2.616.829	-54,2%

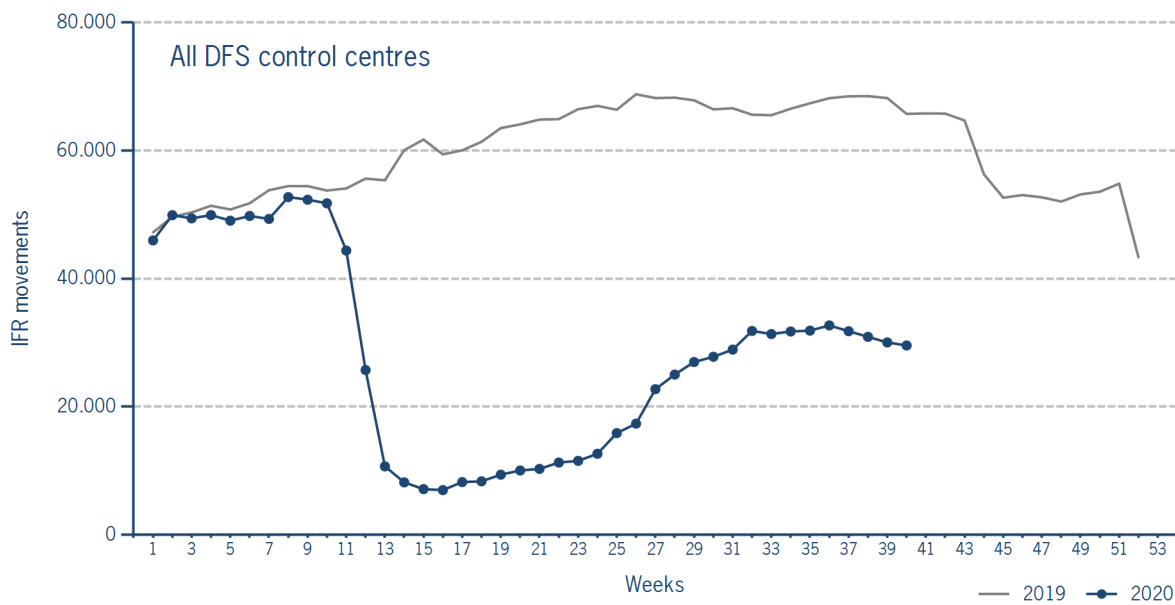


Please note: This count covers the traffic in the area build by all control sectors with a German designator („ED“), regardless of the service provider, including civil and military traffic in sectors controlled by DFS and Maastricht UAC (Maastricht-Hannover sectors). The area counted is composed of modular control sectors designed for ATC purposes with partly cross border structures and is therefore not identical to the political border of the Federal Republic of Germany or the national Flight Information Region (FIR).

### IFR flights controlled by DFS

IFR movements (entries, exits, overflights and domestics) in control sectors controlled by DFS.

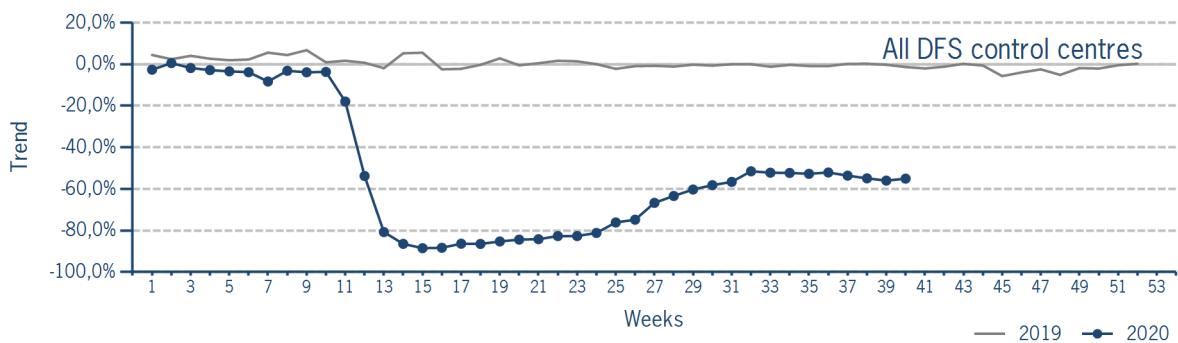
	2020	2019	Trend
<b>Week 40</b>	29.560	65.732	-55,0%
<b>Cumulated Weeks</b>	1.131.417	2.452.966	-53,9%



Please note: This count covers the traffic in the area build by control sectors of DFS control centres, including civil and military traffic. Traffic in Maastricht UAC (Maastricht-Hannover sectors) is not counted.

### IFR flights controlled by DFS - trend

Trend in the number of IFR movements (entries, exits, overflights and domestics) in control sectors controlled by DFS.

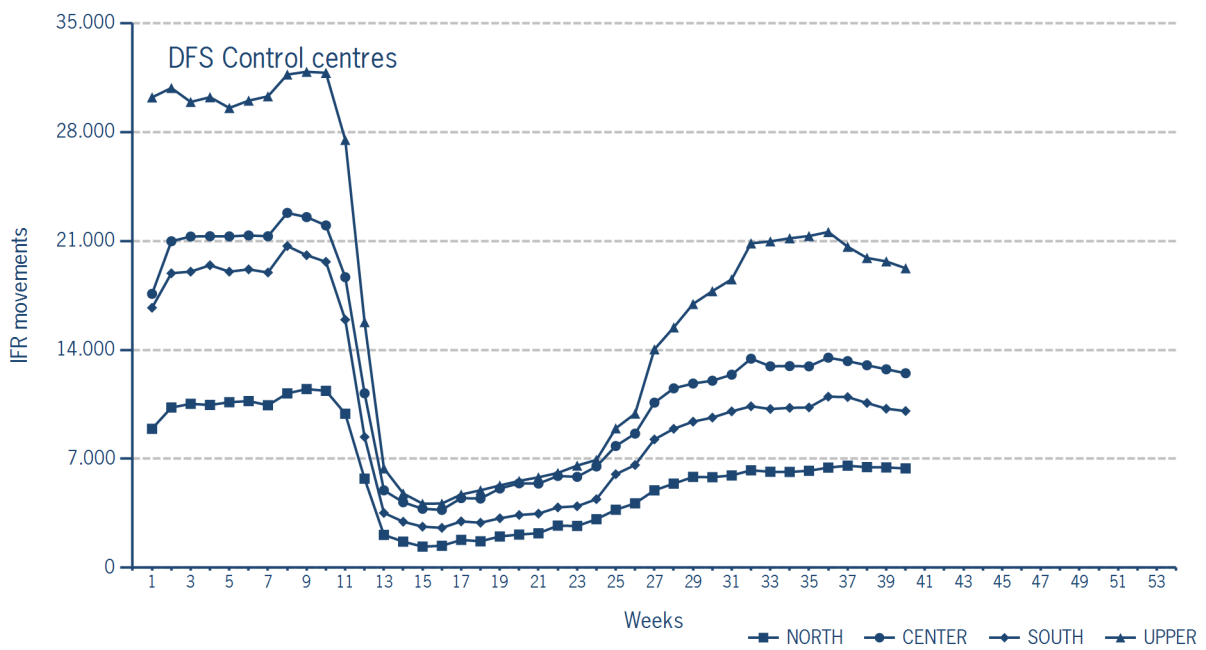


### IFR flights controlled by DFS - in detail

IFR movements (entries, exits, overflights and domestics) controlled by DFS at the different control centres.

	NORTH	CENTER	SOUTH	UPPER
<b>Week 40</b>	6.381	12.502	10.073	19.248
<b>Trend</b>	-53,6%	-54,9%	-59,8%	-48,8%
<b>Cumulated Weeks</b>	239.550	494.345	408.774	702.154
<b>Trend</b>	-54,1%	-52,6%	-56,0%	-50,7%

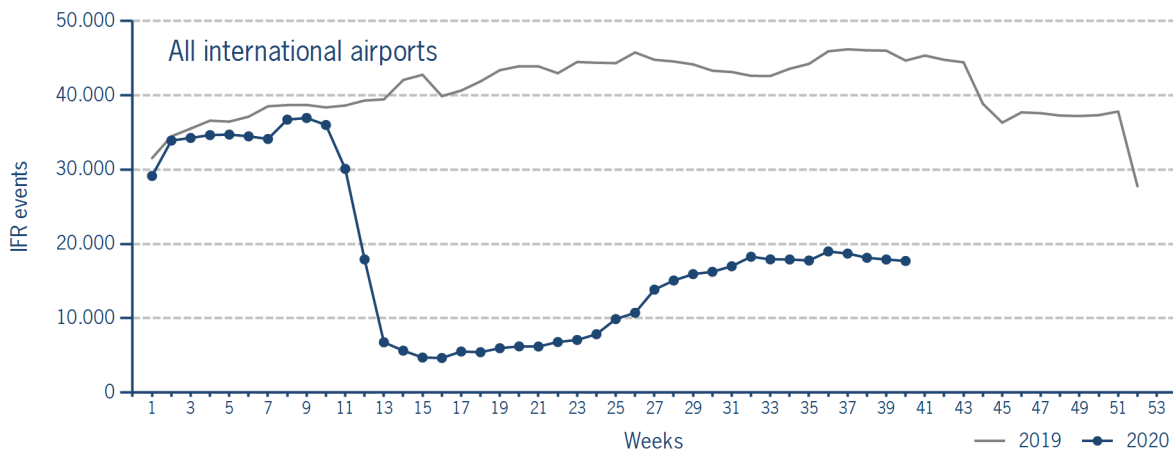
Please note: The trend numbers compare counts of the airspaces in their current configuration to the count of the same airspace in 2019.



### IFR flights at international German airports

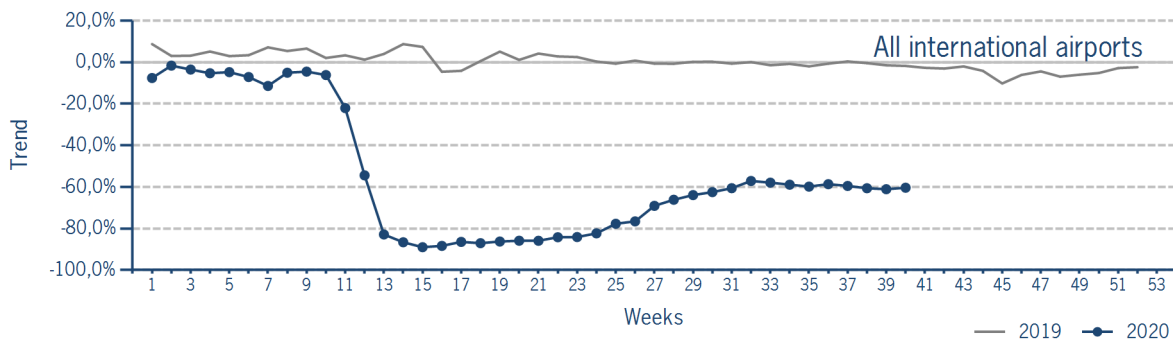
IFR events (take-offs and landings) at the international DFS towers in the Federal Republic of Germany.

	2020	2019	Trend
<b>Week 40</b>	17.715	44.681	-60,4%
<b>Cumulated Weeks</b>	728.121	1.665.740	-56,3%



### IFR flights at international German airports - trend

Trend in the number of IFR events (take-offs and landings) at the international DFS towers in the Federal Republic of Germany.



### IFR flights at international German airports - airport category

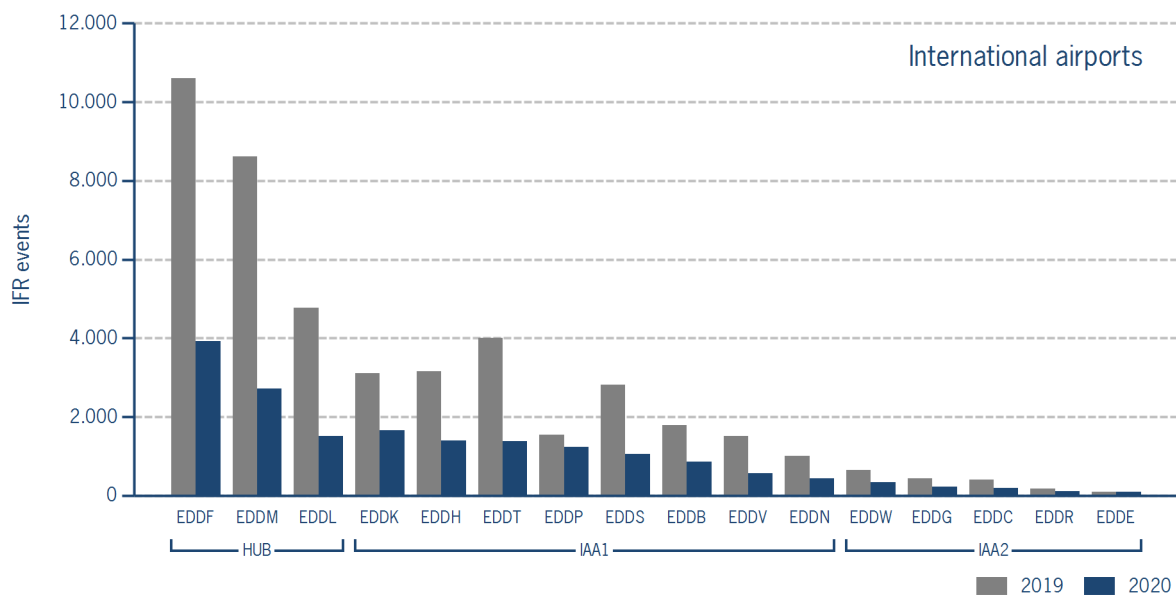
IFR events (take-offs and landings) at the international DFS towers in the Federal Republic of Germany differentiated by Hub Gateways (HUB), International Access Airports 1 (IAA1) and International Access Airports 2 (IAA2).

	HUB	IAA1	IAA2
<b>Week 40</b>	8.154	8.575	986
<b>Trend</b>	-66,0%	-54,7%	-43,9%
<b>Cumulated Weeks</b>	364.447	329.823	33.851
<b>Trend</b>	-59,6%	-52,9%	-46,5%

IFR flights at international German airports - in detail

IFR events (take-offs and landings) at the different international DFS towers in the Federal Republic of Germany.

		Week 40	Trend	Week 1 - 40	Trend
<b>HUB</b>					
EDDF	Frankfurt/Main	3.924	-63,0%	172.854	-57,0%
EDDL	Düsseldorf	1.509	-68,4%	67.842	-61,6%
EDDM	München	2.721	-68,4%	123.751	-61,7%
<b>IAA1</b>					
EDDB	Berlin-Schönefeld	856	-52,2%	32.233	-54,4%
EDDH	Hamburg	1.398	-55,8%	50.270	-56,9%
EDDK	Köln/Bonn	1.656	-46,7%	62.926	-43,1%
EDDN	Nürnberg	435	-56,9%	17.146	-55,3%
EDDP	Leipzig/Halle	1.233	-20,1%	46.727	-19,5%
EDDS	Stuttgart	1.051	-62,6%	42.079	-59,6%
EDDT	Berlin-Tegel	1.381	-65,5%	55.856	-63,1%
EDDV	Hannover	565	-62,5%	22.586	-55,7%
<b>IAA2</b>					
EDDC	Dresden	199	-50,3%	7.278	-54,4%
EDDE	Erfurt/Weimar	101	2,0%	2.825	-22,4%
EDDG	Münster/Osnabrück	231	-46,7%	8.375	-42,3%
EDDR	Saarbrücken	109	-40,1%	3.185	-48,9%
EDDW	Bremen	346	-46,2%	12.188	-46,9%



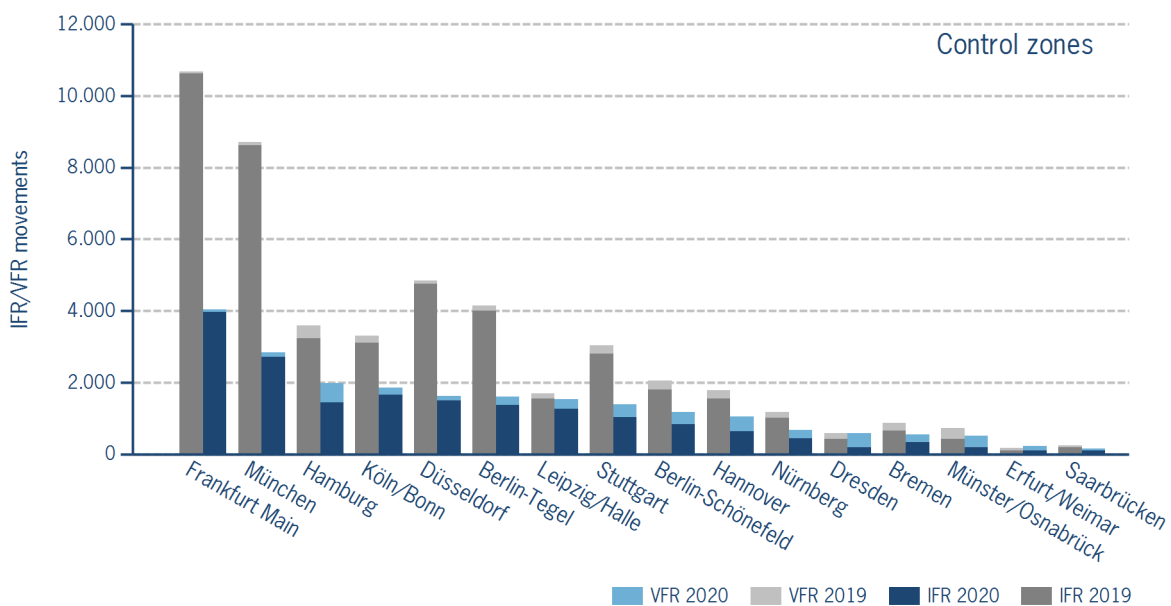
### IFR/VFR flights in control zones of DFS towers

IFR/VFR movements (entries, exits, overflights and domestics) at the different control zones of international DFS towers.

	Week 40	Trend	Week 1 - 40	Trend
Berlin-Schönefeld	1.173	-42,9%	44.393	-46,9%
Berlin-Tegel	1.611	-61,2%	63.076	-60,1%
Bremen	547	-36,8%	21.297	-36,2%
Dresden	591	1,4%	17.836	-35,4%
Düsseldorf	1.616	-66,6%	74.037	-59,4%
Erfurt/Weimar	230	28,5%	7.762	-22,9%
Frankfurt Main	4.030	-62,3%	177.556	-56,3%
Hamburg	1.975	-45,0%	70.856	-48,9%
Hannover	1.049	-40,9%	40.308	-40,6%
Köln/Bonn	1.862	-43,8%	74.117	-39,6%
Leipzig/Halle	1.537	-9,2%	56.619	-17,6%
München	2.831	-67,5%	128.489	-60,8%
Münster/Osnabrück	506	-30,6%	22.926	-22,6%
Nürnberg	667	-43,0%	27.310	-45,5%
Saarbrücken	161	-31,5%	6.505	-34,8%
Stuttgart	1.385	-54,4%	54.152	-53,9%

Additional information:

Münster reported 92 glider movements for the current week, i.e. 3.154 glider movements for the cumulated year.



## IFR flights at regional German airports - in detail

IFR events (take-offs and landings) at the different regional towers in the Federal Republic of Germany with control zone and barely any PPR.

	2020	2019	Trend
<b>Week 40</b>	2.603	3.312	-21,4%
<b>Cumulated Weeks</b>	82.731	126.774	-34,7%

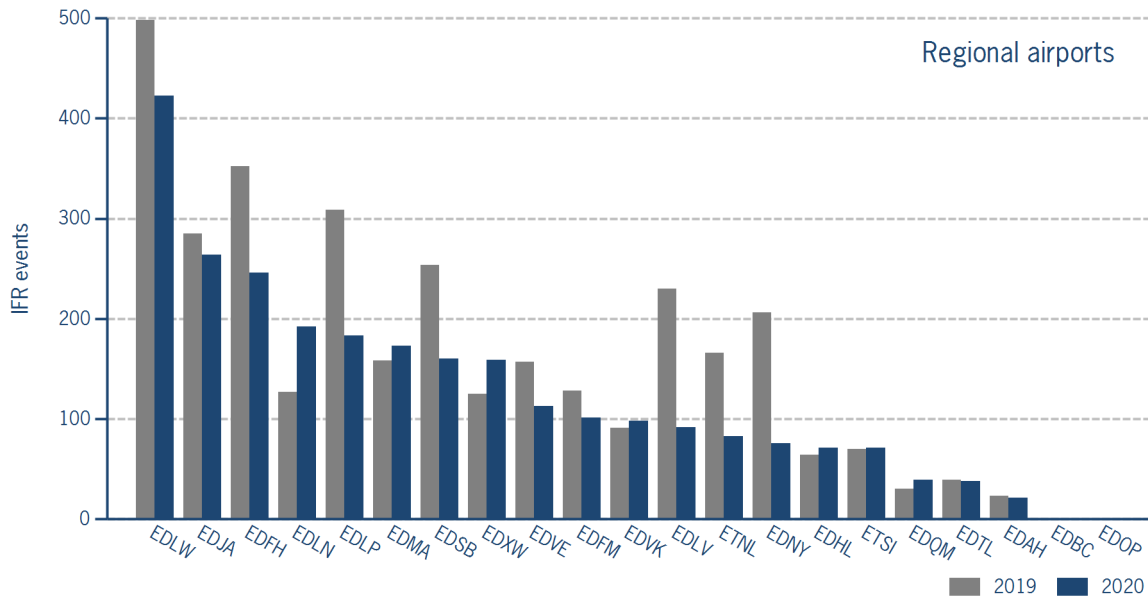
	Week 40	Trend	Week 1 - 40	Trend
EDAH Heringsdorf	21	-8,7%	500	-36,4%
EDBC Magdeburg/Cochstedt	0	N/A	0	-100,0%
EDFH Frankfurt-Hahn	246	-30,1%	8.719	-31,6%
EDFM Mannheim City	101	-21,1%	3.633	-30,2%
EDHL Lübeck-Blankensee	71	10,9%	1.755	-15,6%
EDJA Memmingen	264	-7,4%	7.679	-34,3%
EDLN Mönchengladbach	192	51,2%	5.183	3,7%
EDLP Paderborn/Lippstadt	183	-40,8%	4.380	-58,5%
EDLV Niederrhein	92	-60,0%	2.986	-60,7%
EDLW Dortmund	423	-15,1%	12.812	-30,7%
EDMA Augsburg	173	9,5%	5.251	-6,0%
EDNY Friedrichshafen	76	-63,1%	3.726	-56,6%
EDOP Schwerin-Parchim	0	N/A	0	-100,0%
EDQM Hof-Plauen	39	30,0%	1.085	-8,7%
EDSB Karlsruhe/Baden-Baden	160	-37,0%	6.663	-32,7%
EDTL Lahr	38	-2,6%	893	-24,3%
EDVE Braunschweig-Wolfsburg	113	-28,0%	4.029	-42,9%
EDVK Kassel-Calden	98	7,7%	2.996	-19,7%
EDXW Sylt	159	27,2%	4.297	-14,2%
ETNL Laage	83	-50,0%	3.922	-37,8%
ETSI Ingolstadt/Manching	71	1,4%	2.222	-45,3%

\*The value is of limited conclusiveness (OLC).

Please note: The airport Magdeburg-Cochstedt (EDBC) is currently closed and the airport Sylt (EDXW) is now assigned to Austro Control.

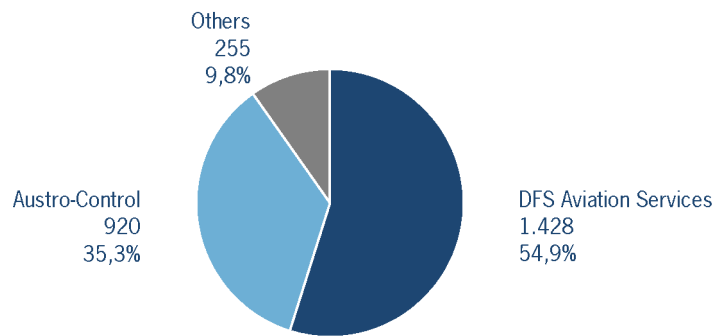
### IFR flights at regional German airports - in detail

IFR events (take-offs and landings) at the different regional towers in the Federal Republic of Germany with control zone and barely any PPR.



### IFR flights at regional German airports - air traffic service providers

Percentage of IFR events (take-offs and landings) at the regional towers in the Federal Republic of Germany differentiated between DFS Aviation Services, Austro Control and other providers.



DFS Aviation Services: Dortmund (EDLW), Friedrichshafen (EDNY), Karlsruhe/Baden-Baden (EDSB), Lahr (EDTL), Magdeburg/Cochstedt (EDBC), Memmingen (EDJA), Mönchengladbach (EDLN), Niederrhein (EDLV), Paderborn/Lippstadt (EDLP)

Austro Control: Augsburg (EDMA), Braunschweig-Wolfsburg (EDVE), Frankfurt-Hahn (EDFH), Heringsdorf (EDAH), Hof-Plauen (EDQM), Kassel-Calden (EDVK), Lübeck-Blankensee (EDHL), Schwerin-Parchim (EDOP), Sylt (EDXW)

Others: Ingolstadt/Manching (ETSI), Laage (ETNL), Mannheim City (EDFM)





## ATFM Arrival Delay

(Data Source: NM statistics, DFS LIZ)

ATFM Arrival Delay with reference to the relevant airport, in minutes per IFR arrival.

*ATFM Arrival Delay:*

*sum of all arrival ATFM delay divided by the sum of all inbound flights for the particular traffic volume*

Airports		ATC Delay [min/arrival]	non ATC Delay [min/arrival]	
	All Airports	0	0,0079	
EDDK	Köln/Bonn	0	0,0842	

Please note: The ATFM delay data are provided by NM statistics. Due to internal distribution of the ATFM delay, data are modified by CC/FC and TWR/M. The inbound flight information is based on LIZ statistics.

All Airports means all international German airports: Berlin-Schönefeld (EDDB), Berlin-Tegel (EDDT), Bremen (EDDW), Dresden (EDDC), Düsseldorf (EDDL), Erfurt/Weimar (EDDE), Frankfurt/Main (EDDF), Hamburg (EDDH), Hannover (EDDV), Köln/Bonn (EDDK), Leipzig/Halle (EDDP), München (EDDM), Münster/Osnabrück (EDDG), Nürnberg (EDDN), Saarbrücken (EDDR), Stuttgart (EDDS)