



LIZ Bulletin

DFS Situation and Information Centre

Week 38

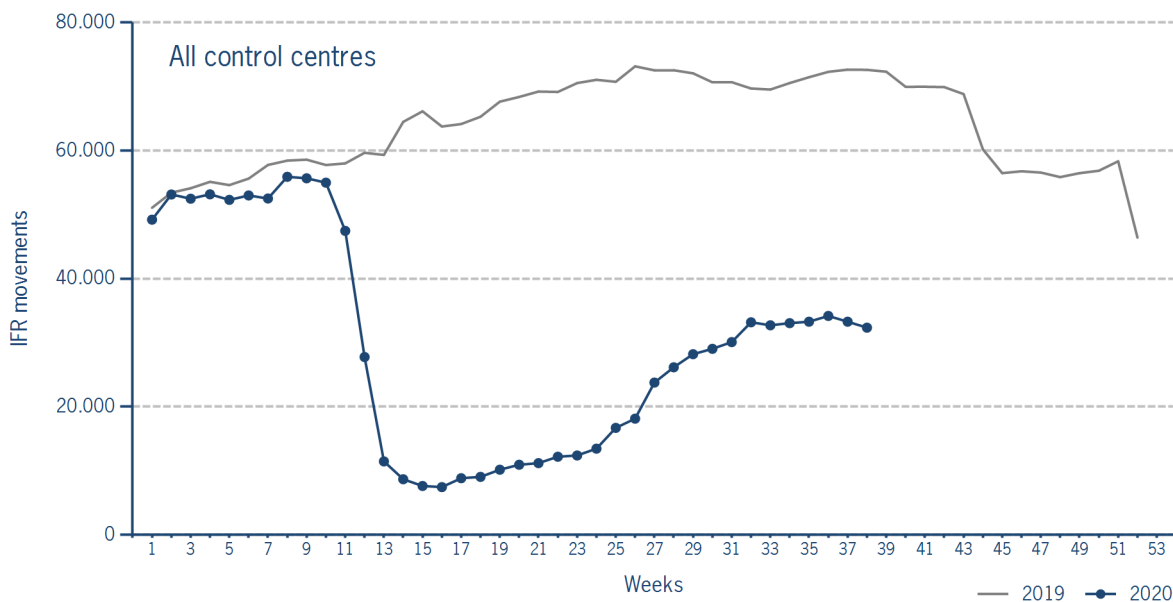
14 SEP 2020 - 20 SEP 2020

Version 22.09.2020

IFR flights in the Federal Republic of Germany

IFR movements (entries, exits, overflights and domestics) in all control sectors with a German designator.

	2020	2019	Trend
Week 38	32.341	72.615	-55,5%
Cumulated Weeks	1.134.928	2.474.546	-54,1%

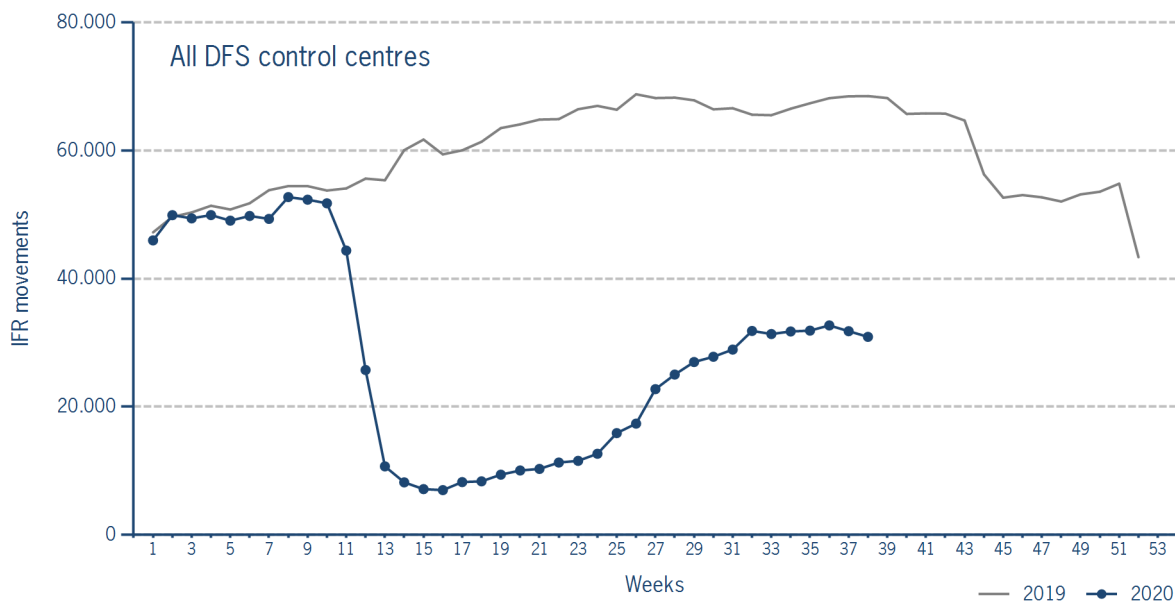


Please note: This count covers the traffic in the area build by all control sectors with a German designator („ED“), regardless of the service provider, including civil and military traffic in sectors controlled by DFS and Maastricht UAC (Maastricht-Hannover sectors). The area counted is composed of modular control sectors designed for ATC purposes with partly cross border structures and is therefore not identical to the political border of the Federal Republic of Germany or the national Flight Information Region (FIR).

IFR flights controlled by DFS

IFR movements (entries, exits, overflights and domestics) in control sectors controlled by DFS.

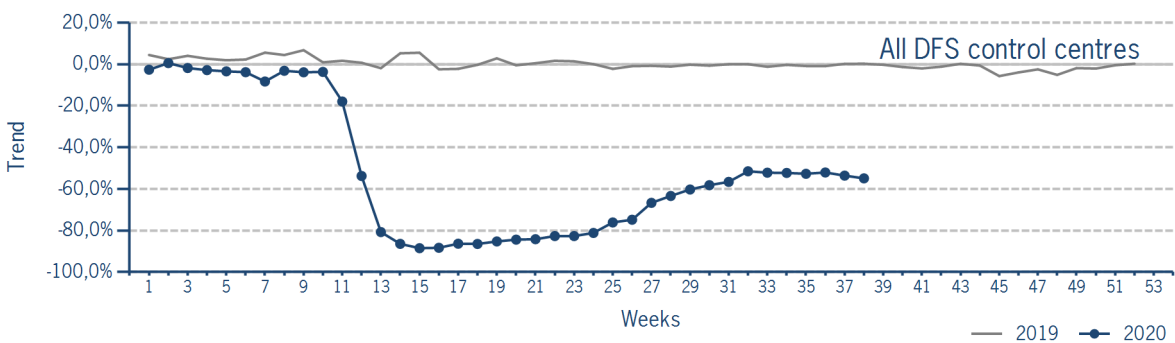
	2020	2019	Trend
Week 38	30.907	68.516	-54,9%
Cumulated Weeks	1.071.822	2.319.024	-53,8%



Please note: This count covers the traffic in the area build by control sectors of DFS control centres, including civil and military traffic. Traffic in Maastricht UAC (Maastricht-Hannover sectors) is not counted.

IFR flights controlled by DFS - trend

Trend in the number of IFR movements (entries, exits, overflights and domestics) in control sectors controlled by DFS.

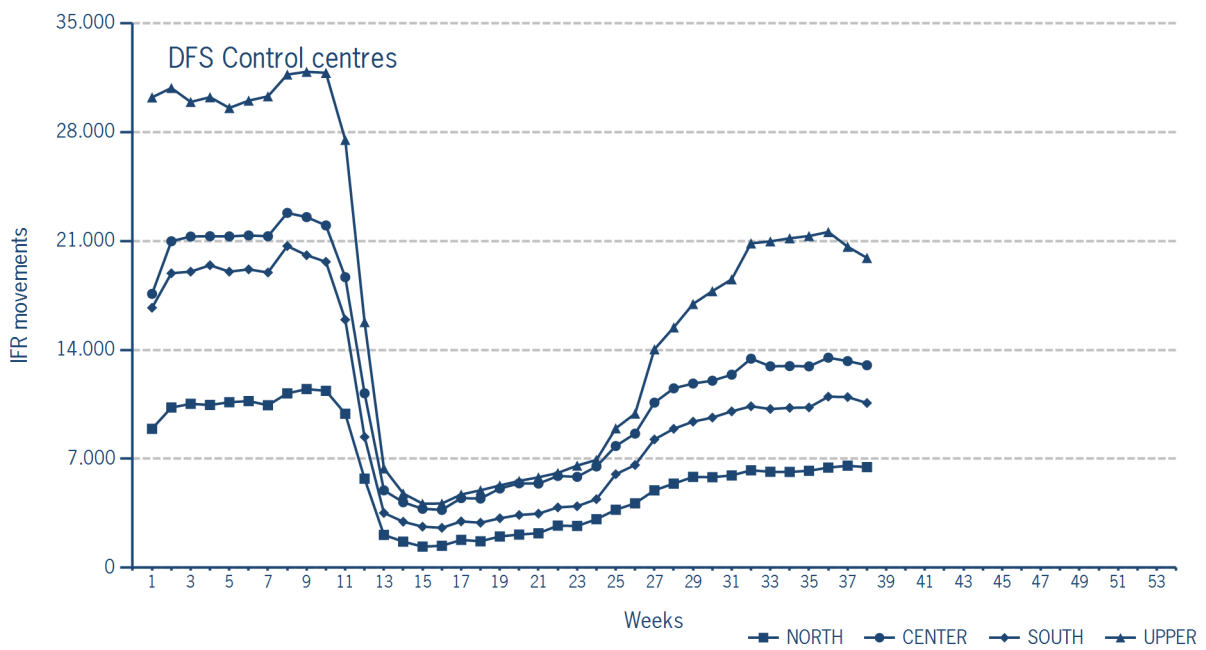


IFR flights controlled by DFS - in detail

IFR movements (entries, exits, overflights and domestics) controlled by DFS at the different control centres.

	NORTH	CENTER	SOUTH	UPPER
Week 38	6.463	13.013	10.589	19.911
Trend	-55,2%	-55,2%	-59,1%	-48,3%
Cumulated Weeks	226.720	469.089	388.480	663.219
Trend	-54,1%	-52,4%	-55,7%	-50,8%

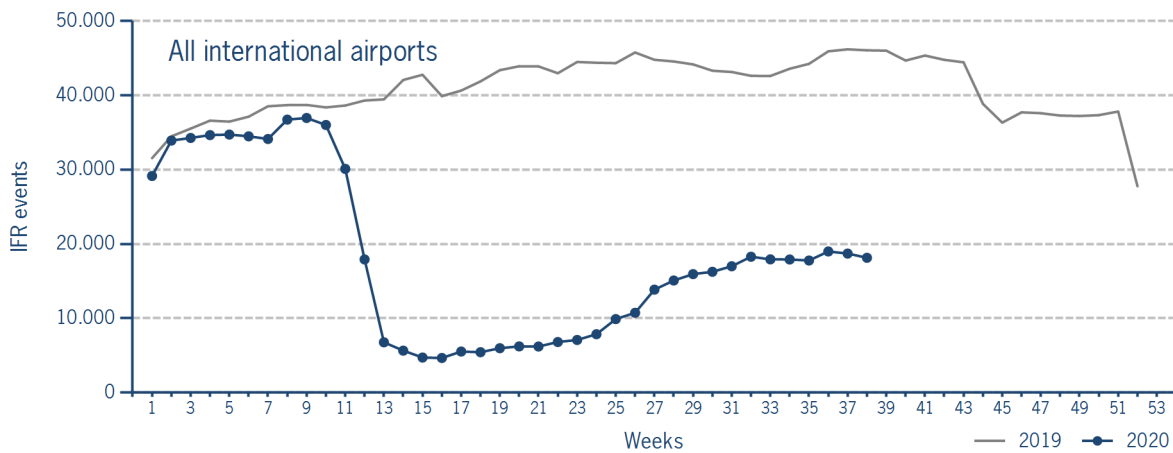
Please note: The trend numbers compare counts of the airspaces in their current configuration to the count of the same airspace in 2019.



IFR flights at international German airports

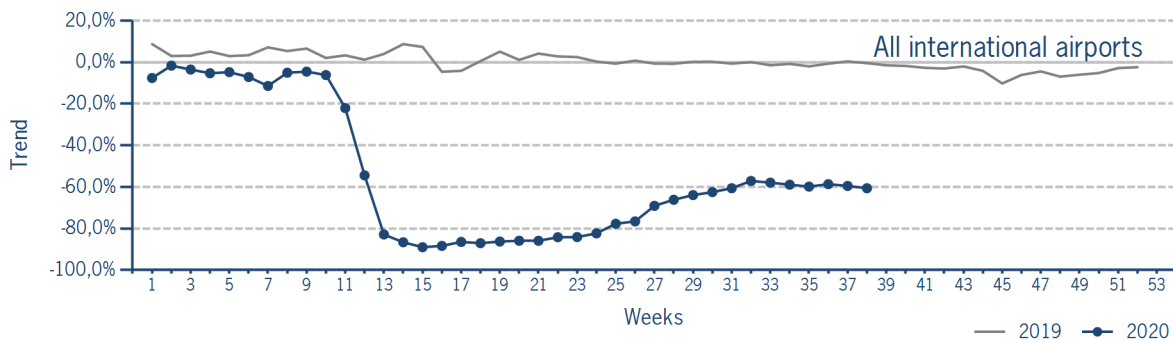
IFR events (take-offs and landings) at the international DFS towers in the Federal Republic of Germany.

	2020	2019	Trend
Week 38	18.144	46.061	-60,6%
Cumulated Weeks	692.495	1.575.048	-56,0%



IFR flights at international German airports - trend

Trend in the number of IFR events (take-offs and landings) at the international DFS towers in the Federal Republic of Germany.



IFR flights at international German airports - airport category

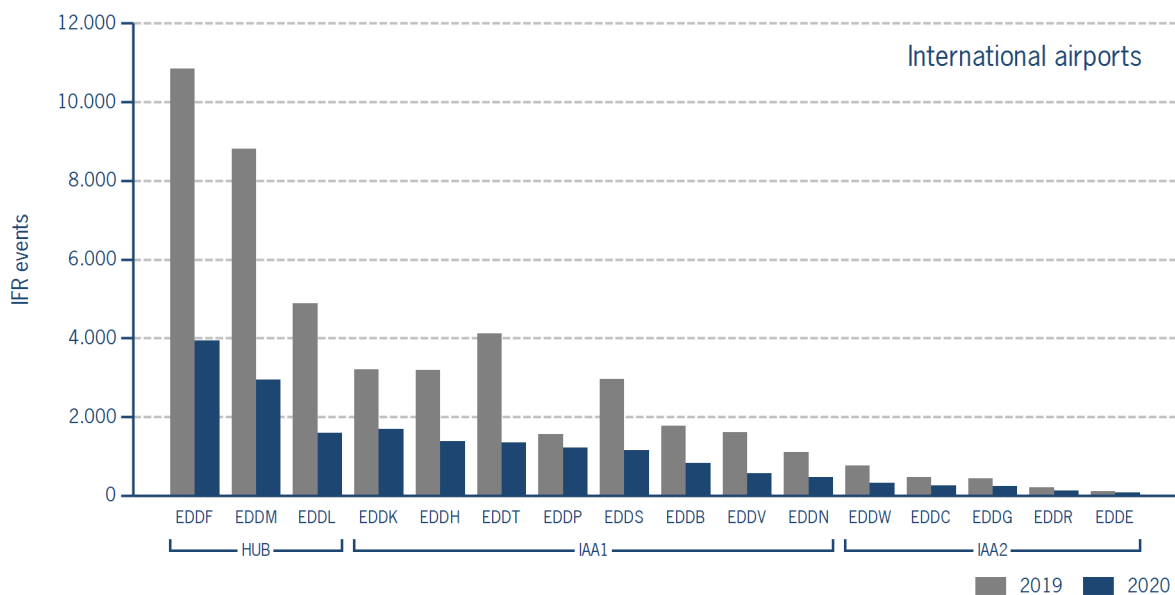
IFR events (take-offs and landings) at the international DFS towers in the Federal Republic of Germany differentiated by Hub Gateways (HUB), International Access Airports 1 (IAA1) and International Access Airports 2 (IAA2).

	HUB	IAA1	IAA2
Week 38	8.478	8.656	1.010
Trend	-65,5%	-55,7%	-48,9%
Cumulated Weeks	347.979	312.682	31.834
Trend	-59,2%	-52,8%	-46,6%

IFR flights at international German airports - in detail

IFR events (take-offs and landings) at the different international DFS towers in the Federal Republic of Germany.

		Week 38	Trend	Week 1 - 38	Trend
HUB					
EDDF	Frankfurt/Main	3.932	-63,8%	165.009	-56,7%
EDDL	Düsseldorf	1.598	-67,2%	64.754	-61,3%
EDDM	München	2.948	-66,5%	118.216	-61,3%
IAA1					
EDDB	Berlin-Schönefeld	833	-53,1%	30.547	-54,5%
EDDH	Hamburg	1.384	-56,6%	47.509	-56,9%
EDDK	Köln/Bonn	1.694	-47,1%	59.569	-42,9%
EDDN	Nürnberg	462	-58,3%	16.279	-55,1%
EDDP	Leipzig/Halle	1.215	-22,4%	44.248	-19,4%
EDDS	Stuttgart	1.155	-61,0%	39.959	-59,3%
EDDT	Berlin-Tegel	1.351	-67,2%	53.138	-62,9%
EDDV	Hannover	562	-65,2%	21.433	-55,3%
IAA2					
EDDC	Dresden	250	-47,3%	6.865	-54,6%
EDDE	Erfurt/Weimar	78	-29,7%	2.619	-23,5%
EDDG	Münster/Osnabrück	241	-44,1%	7.905	-42,0%
EDDR	Saarbrücken	120	-41,2%	2.972	-49,3%
EDDW	Bremen	321	-57,5%	11.473	-46,9%



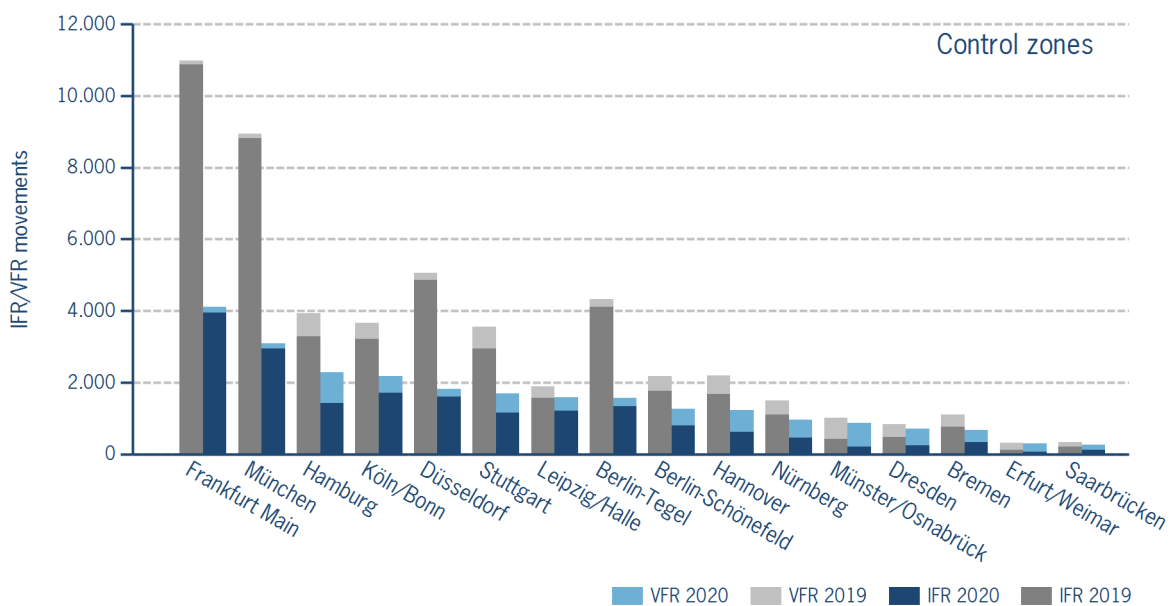
IFR/VFR flights in control zones of DFS towers

IFR/VFR movements (entries, exits, overflights and domestics) at the different control zones of international DFS towers.

	Week 38	Trend	Week 1 - 38	Trend
Berlin-Schönefeld	1.264	-42,0%	42.147	-46,9%
Berlin-Tegel	1.571	-63,7%	59.933	-59,9%
Bremen	669	-39,6%	20.081	-36,5%
Dresden	714	-14,0%	16.711	-36,4%
Düsseldorf	1.823	-63,9%	70.665	-59,0%
Erfurt/Weimar	296	-4,8%	7.269	-24,6%
Frankfurt Main	4.106	-62,6%	169.488	-56,0%
Hamburg	2.278	-41,9%	66.909	-49,1%
Hannover	1.235	-43,5%	38.113	-40,7%
Köln/Bonn	2.172	-40,8%	70.244	-39,4%
Leipzig/Halle	1.577	-16,7%	53.583	-17,8%
München	3.089	-65,5%	122.728	-60,4%
Münster/Osnabrück	876	-12,7%	21.711	-23,0%
Nürnberg	957	-36,0%	25.888	-45,6%
Saarbrücken	253	-24,5%	6.131	-35,2%
Stuttgart	1.696	-52,3%	51.327	-53,8%

Additional information:

Münster reported 154 glider movements for the current week, i.e. 3.062 glider movements for the cumulated year.



IFR flights at regional German airports - in detail

IFR events (take-offs and landings) at the different regional towers in the Federal Republic of Germany with control zone and barely any PPR.

	2020	2019	Trend
Week 38	2.882	3.387	-14,9%
Cumulated Weeks	77.538	119.906	-35,3%

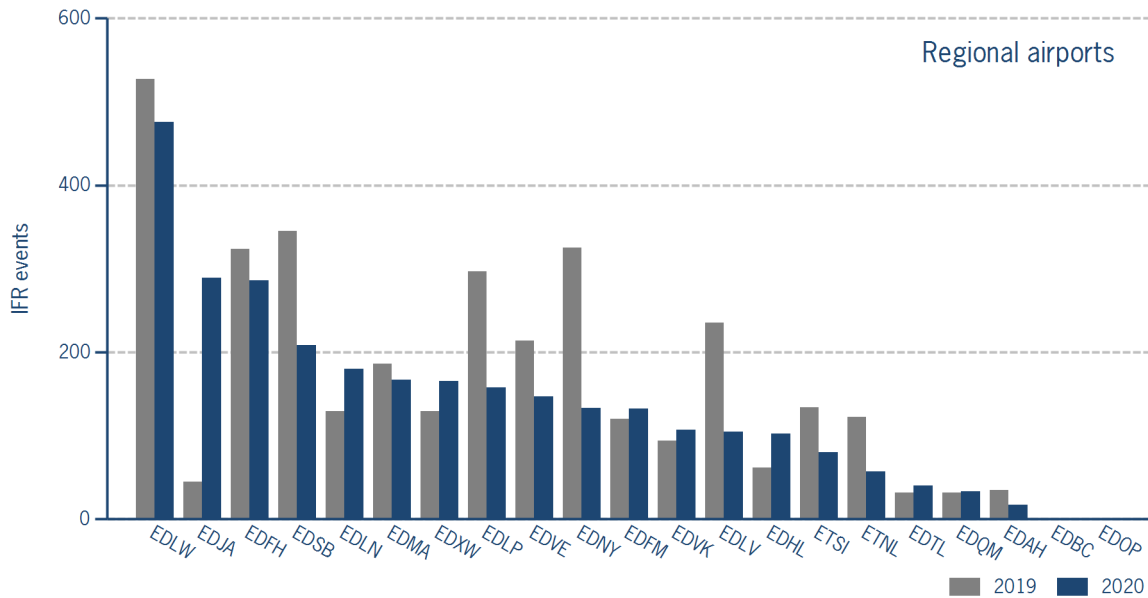
	Week 38	Trend	Week 1 - 38	Trend
EDAH Heringsdorf	17	-51,4%	464	-36,2%
EDBC Magdeburg/Cochstedt	0	N/A	0	-100,0%
EDFH Frankfurt-Hahn	286	-11,7%	8.206	-31,9%
EDFM Mannheim City	132	10,0%	3.404	-30,9%
EDHL Lübeck-Blankensee	102	64,5%	1.608	-18,3%
EDJA Memmingen	289	OLC*	7.160	-37,2%
EDLN Mönchengladbach	180	39,5%	4.855	3,2%
EDLP Paderborn/Lippstadt	158	-46,8%	4.054	-59,1%
EDLV Niederrhein	105	-55,3%	2.763	-61,4%
EDLW Dortmund	476	-9,7%	11.956	-31,7%
EDMA Augsburg	167	-10,2%	4.917	-5,5%
EDNY Friedrichshafen	133	-59,1%	3.562	-55,7%
EDOP Schwerin-Parchim	0	N/A	0	-100,0%
EDQM Hof-Plauen	33	3,1%	1.023	-9,8%
EDSB Karlsruhe/Baden-Baden	208	-39,7%	6.303	-32,5%
EDTL Lahr	40	25,0%	823	-25,7%
EDVE Braunschweig-Wolfsburg	147	-31,3%	3.787	-43,4%
EDVK Kassel-Calden	107	13,8%	2.775	-21,1%
EDXW Sylt	165	27,9%	3.994	-15,4%
ETNL Laage	57	-53,3%	3.819	-35,8%
ETSI Ingolstadt/Manching	80	-40,3%	2.065	-46,3%

*The value is of limited conclusiveness (OLC).

Please note: The airport Magdeburg-Cochstedt (EDBC) is currently closed and the airport Sylt (EDXW) is now assigned to Austro Control.

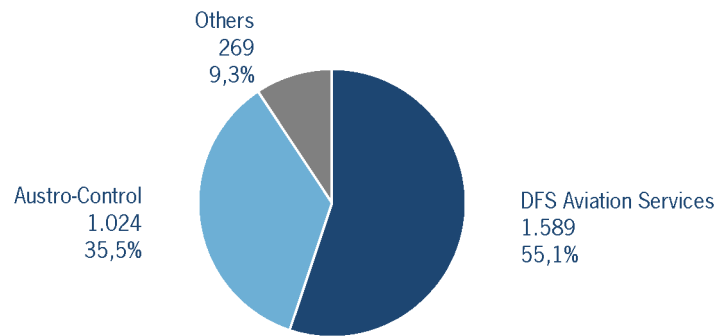
IFR flights at regional German airports - in detail

IFR events (take-offs and landings) at the different regional towers in the Federal Republic of Germany with control zone and barely any PPR.



IFR flights at regional German airports - air traffic service providers

Percentage of IFR events (take-offs and landings) at the regional towers in the Federal Republic of Germany differentiated between DFS Aviation Services, Austro Control and other providers.



- DFS Aviation Services: Dortmund (EDLW), Friedrichshafen (EDNY), Karlsruhe/Baden-Baden (EDSB), Lahr (EDTL), Magdeburg/Cochstedt (EDBC), Memmingen (EDJA), Mönchengladbach (EDLN), Niederrhein (EDLV), Paderborn/Lippstadt (EDLP)
- Austro Control: Augsburg (EDMA), Braunschweig-Wolfsburg (EDVE), Frankfurt-Hahn (EDFH), Heringsdorf (EDAH), Hof-Plauen (EDQM), Kassel-Calden (EDVK), Lübeck-Blankensee (EDHL), Schwerin-Parchim (EDOP), Sylt (EDXW)
- Others: Ingolstadt/Manching (ETSI), Laage (ETNL), Mannheim City (EDFM)




ATFM Arrival Delay

(Data Source: NM statistics, DFS LIZ)

ATFM Arrival Delay with reference to the relevant airport, in minutes per IFR arrival.

ATFM Arrival Delay:

sum of all arrival ATFM delay divided by the sum of all inbound flights for the particular traffic volume

Airports		ATC Delay [min/arrival]	non ATC Delay [min/arrival]	
	All Airports	0,0120	0,0074	
EDDH	Hamburg	0,1557	0	
EDDK	Köln/Bonn	0	0,0792	

Please note: The ATFM delay data are provided by NM statistics. Due to internal distribution of the ATFM delay, data are modified by CC/FC and TWR/M. The inbound flight information is based on LIZ statistics.

All Airports means all international German airports: Berlin-Schönefeld (EDDB), Berlin-Tegel (EDDT), Bremen (EDDW), Dresden (EDDC), Düsseldorf (EDDL), Erfurt/Weimar (EDDE), Frankfurt/Main (EDDF), Hamburg (EDDH), Hannover (EDDV), Köln/Bonn (EDDK), Leipzig/Halle (EDDP), München (EDDM), Münster/Osnabrück (EDDG), Nürnberg (EDDN), Saarbrücken (EDDR), Stuttgart (EDDS)