



LIZ Bulletin

Week 37

DFS Situation and Information Centre

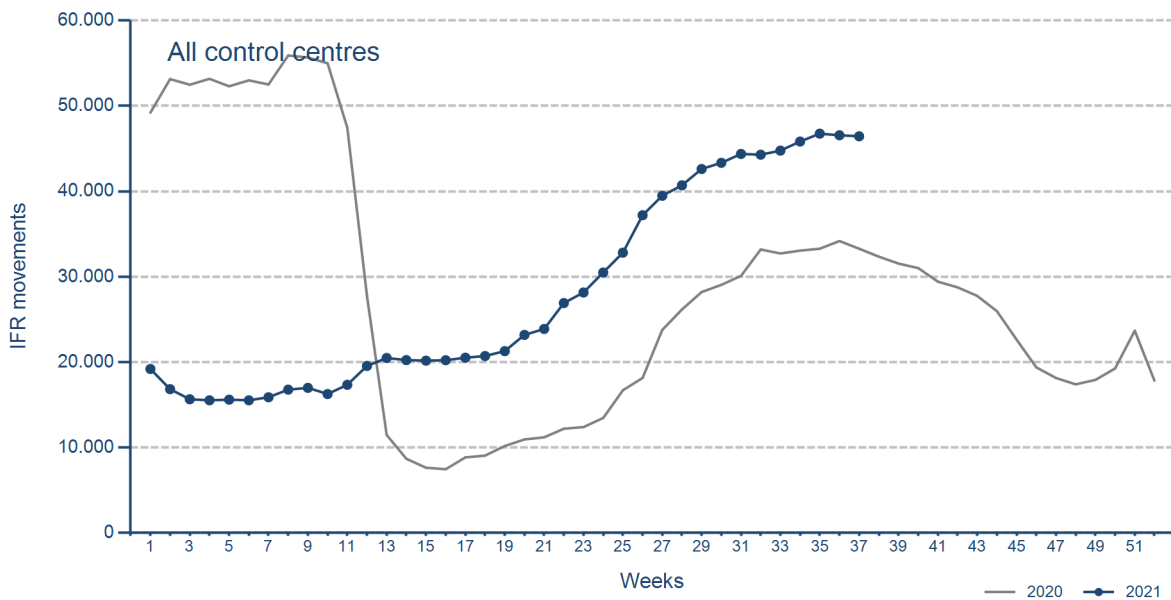
13 SEP 2021 - 19 SEP 2021

Version 22.09.2021

IFR flights in the Federal Republic of Germany

IFR movements (entries, exits, overflights and domestics) in all control sectors with a German designator.

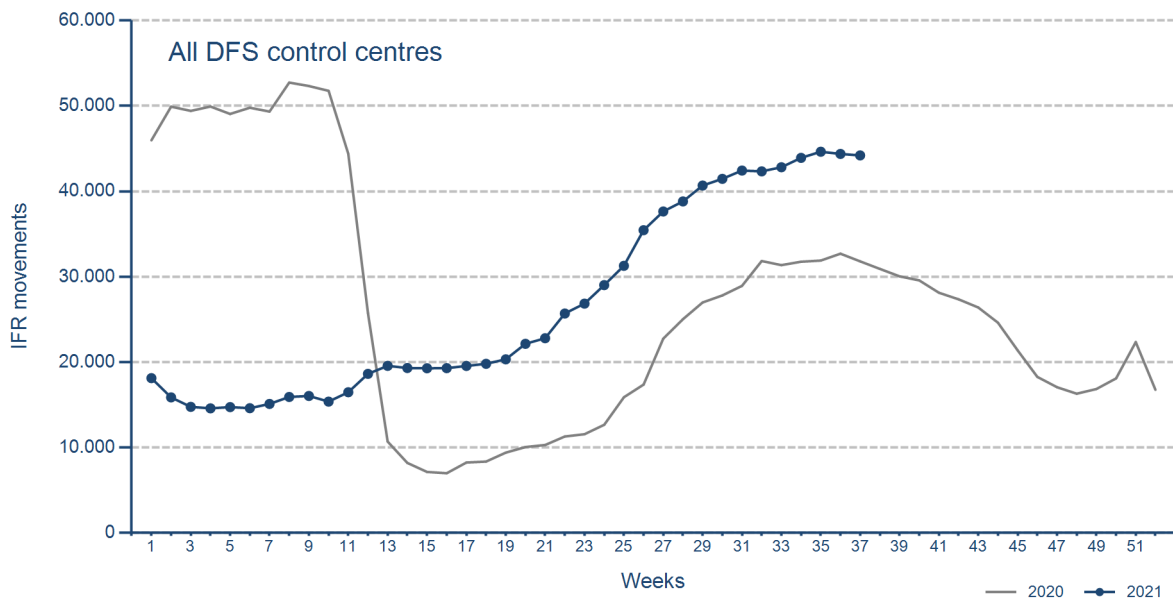
	2021	2020	Trend
Week 37	46.444	33.272	39,6%
Cumulated Weeks	1.032.194	1.102.587	-6,4%



IFR flights controlled by DFS

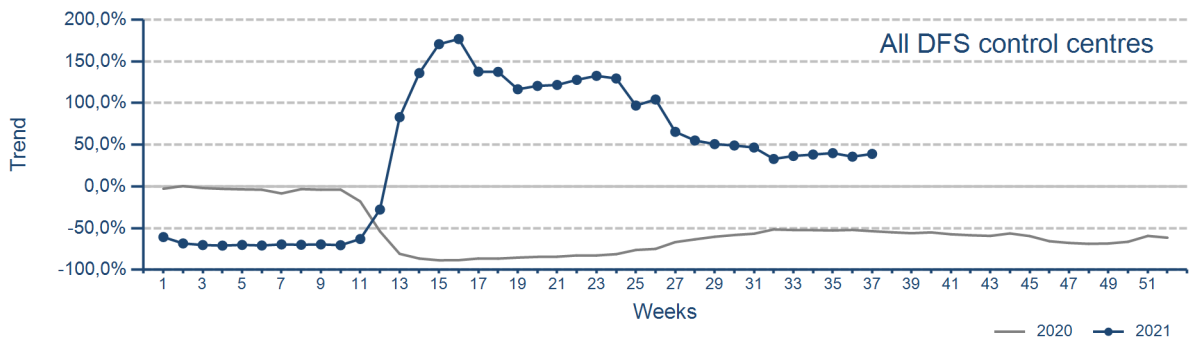
IFR movements (entries, exits, overflights and domestics) in control sectors controlled by DFS.

	2021	2020	Trend
Week 37	44.204	31.789	39,1%
Cumulated Weeks	983.461	1.040.915	-5,5%



IFR flights controlled by DFS - trend

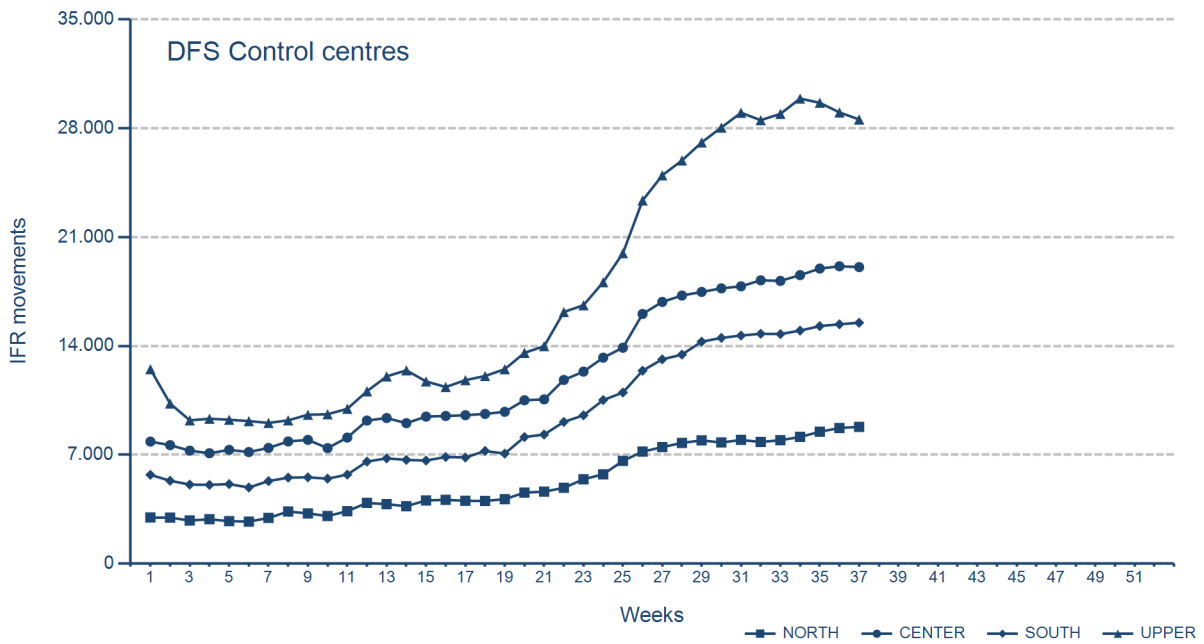
Trend in the number of IFR movements (entries, exits, overflights and domestics) in control sectors controlled by DFS.



IFR flights controlled by DFS - in detail

IFR movements (entries, exits, overflights and domestics) controlled by DFS at the different control centres.

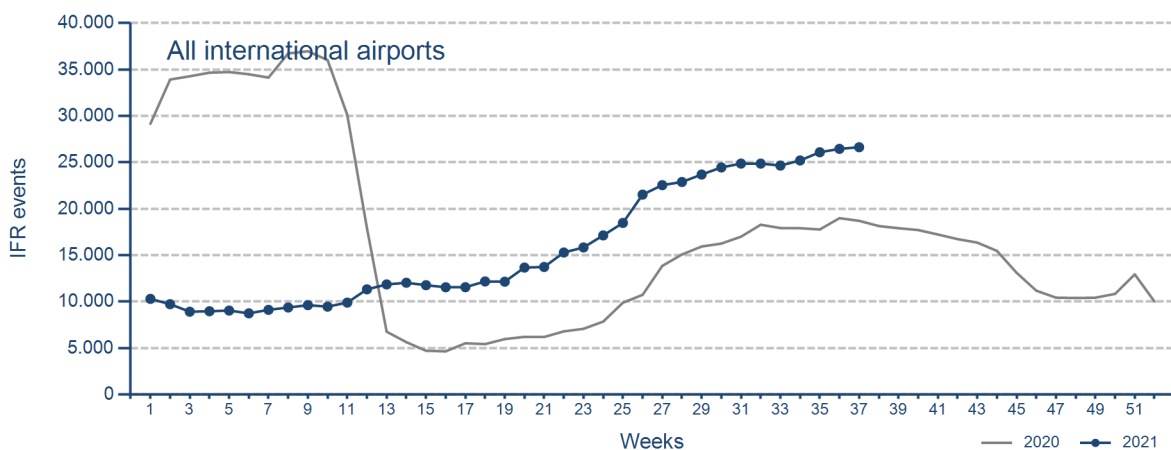
	NORTH	CENTER	SOUTH	UPPER
Week 37	8.798	19.064	15.488	28.554
Trend	34,2%	43,5%	41,2%	38,4%
Cumulated Weeks	192.773	446.235	343.248	633.396
Trend	-12,5%	-2,2%	-9,2%	-1,5%



IFR flights at international German airports

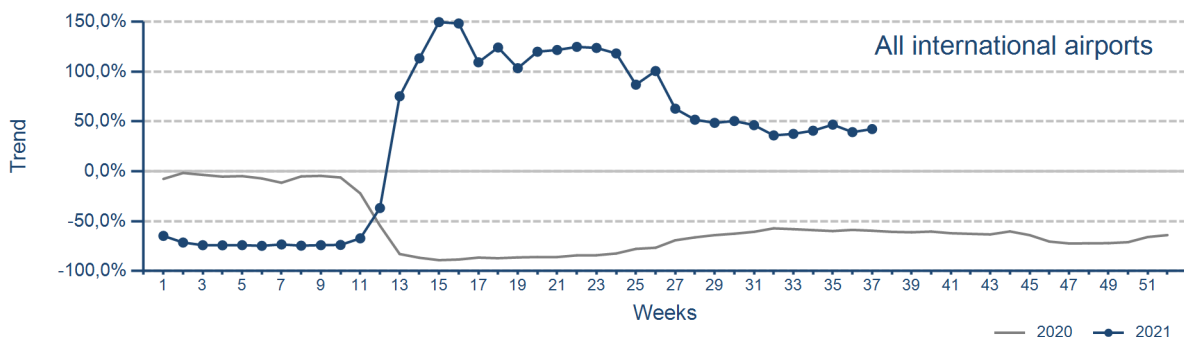
IFR events (take-offs and landings) at the international DFS towers in the Federal Republic of Germany.

	2021	2020	Trend
Week 37	26.631	18.710	42,3%
Cumulated Weeks	585.795	674.351	-13,1%



IFR flights at international German airports - trend

Trend in the number of IFR events (take-offs and landings) at the international DFS towers in the Federal Republic of Germany.



IFR flights at international German airports - airport category

IFR events (take-offs and landings) at the international DFS towers in the Federal Republic of Germany differentiated by Hub Gateways (HUB), International Access Airports 1 (IAA1) and International Access Airports 2 (IAA2).

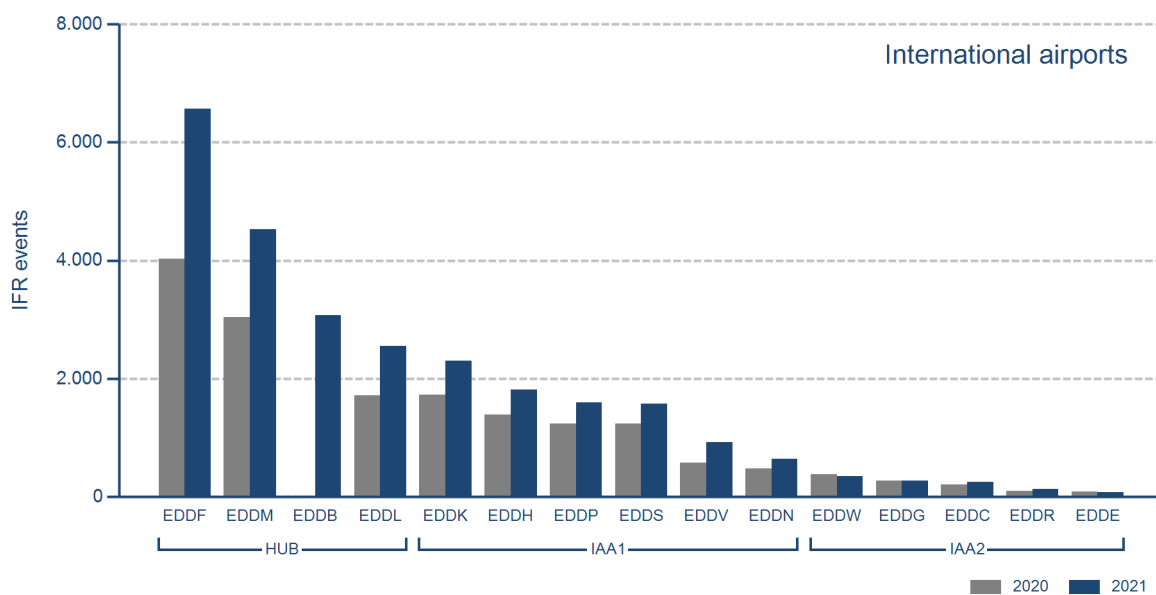
	HUB	IAA1	IAA2
Week 37	16.718	8.847	1.066
Trend*	90,3%	-0,6%	3,8%
Cumulated Weeks	355.851	207.394	22.550
Trend*	4,8%	-31,8%	-26,8%

*Please note: Berlin-Schönefeld used to be listed as IAA1. Berlin-Brandenburg is listed as a HUB.

IFR flights at international German airports - in detail

IFR events (take-offs and landings) at the different international DFS towers in the Federal Republic of Germany.

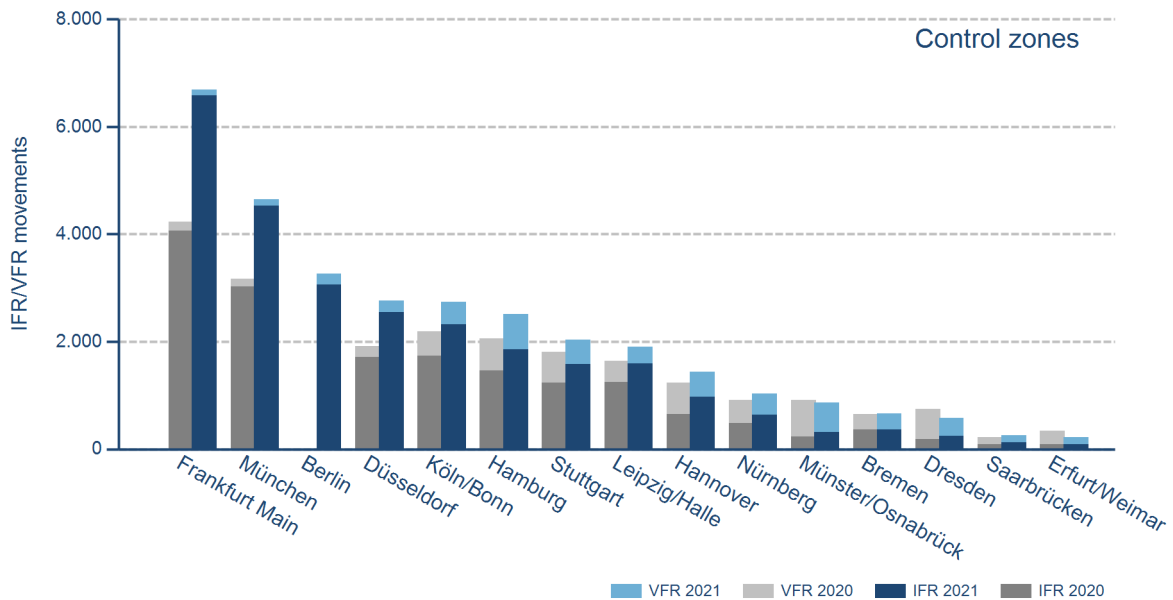
	Week 37	Trend	Week 1 - 37	Trend
HUB				
EDDB Berlin-Brandenburg	3.069	N/A	60.118	N/A
EDDF Frankfurt/Main	6.565	62,9%	163.722	1,6%
EDDL Düsseldorf	2.555	49,2%	48.092	-23,9%
EDDM München	4.529	48,9%	83.919	-27,2%
IAA1				
EDDH Hamburg	1.817	30,6%	36.235	-21,4%
EDDK Köln/Bonn	2.302	33,6%	57.870	0,0%
EDDN Nürnberg	638	34,9%	12.220	-22,7%
EDDP Leipzig/Halle	1.594	28,4%	50.419	17,2%
EDDS Stuttgart	1.574	27,0%	31.814	-18,0%
EDDV Hannover	922	62,0%	18.836	-9,8%
IAA2				
EDDC Dresden	246	23,0%	4.106	-37,9%
EDDE Erfurt/Weimar	74	-15,9%	2.147	-15,5%
EDDG Münster/Osnabrück	272	-0,4%	5.866	-23,5%
EDDR Saarbrücken	126	35,5%	2.357	-17,4%
EDDW Bremen	348	-6,7%	8.074	-27,6%



IFR/VFR flights in control zones of DFS towers

IFR/VFR movements (entries, exits, overflights and domestics) at the different control zones of international DFS towers.

	Week 37	Trend	Week 1 - 37	Trend
Berlin	3.264	N/A	66.684	N/A
Bremen	662	1,5%	17.550	-9,6%
Dresden	583	-21,7%	14.639	-8,5%
Düsseldorf	2.768	44,4%	54.054	-21,5%
Erfurt/Weimar	226	-32,9%	7.001	0,4%
Frankfurt Main	6.686	58,1%	168.365	1,8%
Hamburg	2.513	22,0%	57.319	-11,3%
Hannover	1.444	17,1%	36.909	0,1%
Köln/Bonn	2.738	24,9%	70.639	3,8%
Leipzig/Halle	1.904	16,3%	60.107	15,6%
München	4.649	46,6%	88.319	-26,2%
Münster/Osnabrück	870	-4,5%	23.152	11,1%
Nürnberg	1.028	12,2%	23.309	-6,5%
Saarbrücken	254	11,9%	6.385	8,6%
Stuttgart	2.039	12,5%	45.394	-8,5%



IFR flights at regional German airports - in detail

IFR events (take-offs and landings) at the different regional towers in the Federal Republic of Germany with control zone and barely any PPR.

	2021	2020	Trend
Week 37	3.101	2.806	10,5%
Cumulated Weeks	78.178	74.656	4,7%

	Week 37	Trend	Week 1 - 37	Trend
EDAH Heringsdorf	25	13,6%	442	-1,1%
EDFH Frankfurt-Hahn	306	11,7%	8.367	5,6%
EDFM Mannheim City	137	17,1%	3.366	2,9%
EDHL Lübeck-Blankensee	74	-7,5%	2.211	46,8%
EDJA Memmingen	318	15,6%	6.911	0,6%
EDLN Mönchengladbach	183	5,8%	5.867	25,5%
EDLP Paderborn/Lippstadt	159	-15,4%	4.159	6,8%
EDLV Niederrhein	201	81,1%	3.212	20,8%
EDLW Dortmund	501	4,4%	11.816	2,9%
EDMA Augsburg	157	-9,2%	5.516	16,1%
EDNY Friedrichshafen	106	-3,6%	2.519	-26,5%
EDOP Schwerin-Parchim	0	N/A	0	N/A
EDQM Hof-Plauen	42	90,9%	1.024	3,4%
EDSB Karlsruhe/Baden-Baden	275	22,8%	6.095	0,0%
EDTL Lahr	35	75,0%	947	20,9%
EDVE Braunschweig-Wolfsburg	129	46,6%	3.474	-4,6%
EDVK Kassel-Calden	92	-3,2%	2.419	-9,3%
EDXW Sylt	140	-24,3%	4.335	13,2%
ETNL Laage	140	45,8%	3.854	2,4%
ETSI Ingolstadt/Manching	81	11,0%	1.644	-17,2%

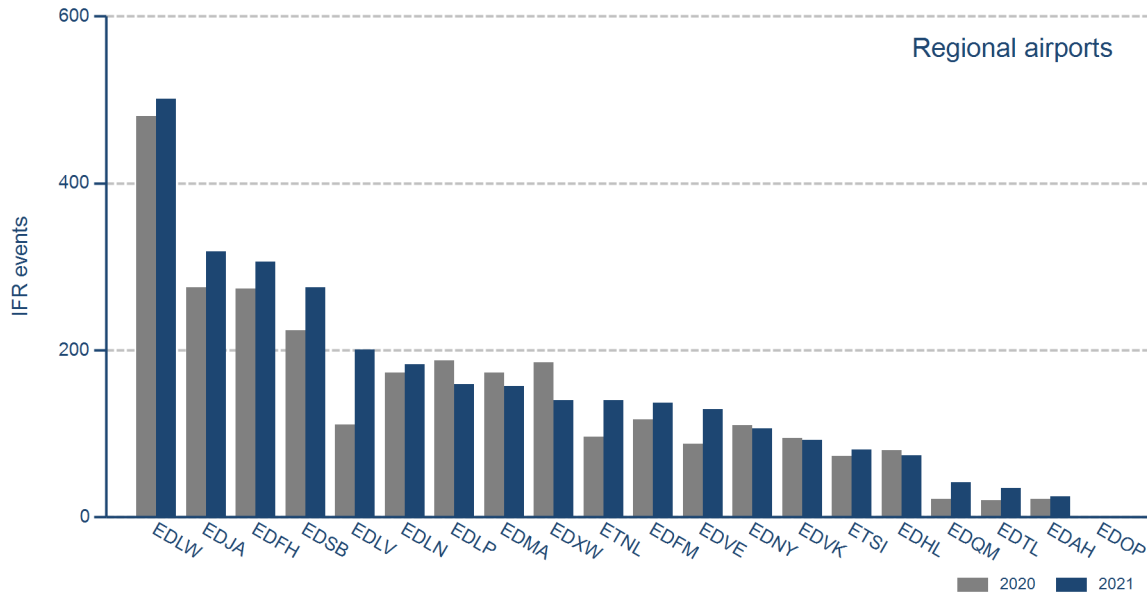
*The value is of limited conclusiveness (OLC).

OLC: Trend > 200%

Please note: the airport Schwerin-Parchim (EDOP) is currently closed.

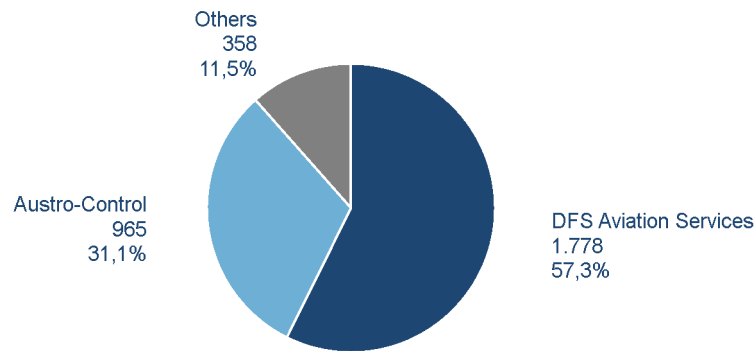
IFR flights at regional German airports - in detail

IFR events (take-offs and landings) at the different regional towers in the Federal Republic of Germany with control zone and barely any PPR.



IFR flights at regional German airports - air traffic service providers

Percentage of IFR events (take-offs and landings) at the regional towers in the Federal Republic of Germany differentiated between DFS Aviation Services, Austro Control and other providers.



DFS Aviation Services:

Dortmund (EDLW), Friedrichshafen (EDNY), Karlsruhe/Baden-Baden (EDSB), Lahr (EDTL), Magdeburg/Cochstedt (EDBC), Memmingen (EDJA), Mönchengladbach (EDLN), Niederrhein (EDLV), Paderborn/Lippstadt (EDLP)

ATFM Arrival Delay
(Data Source: NM statistics, DFS LIZ)

ATFM Arrival Delay with reference to the relevant airport, in minutes per IFR arrival.

ATFM Arrival Delay:

sum of all arrival ATFM delay divided by the sum of all inbound flights for the particular traffic volume

Airports		ATC Delay [min/arrival]	non ATC Delay [min/arrival]	
	All Airports	0	0,4870	
EDDB	Berlin-Brandenburg	0	2,8901	
EDDK	Köln/Bonn	0	1,1301	
EDDM	München	0	0,3047	
EDDF	Frankfurt/Main	0	0,0152	

All Airports means all international German airports: Berlin-Brandenburg (EDDB), Bremen (EDDW), Dresden (EDDC), Düsseldorf (EDDL), Erfurt/Weimar (EDDE), Frankfurt/Main (EDDF), Hamburg (EDDH), Hannover (EDDV), Köln/Bonn (EDDK), Leipzig/Halle (EDDP), München (EDDM), Münster/Osnabrück (EDDG), Nürnberg (EDDN), Saarbrücken (EDDR), Stuttgart (EDDS)