



LIZ Bulletin

DFS Situation and Information Centre

Week 37

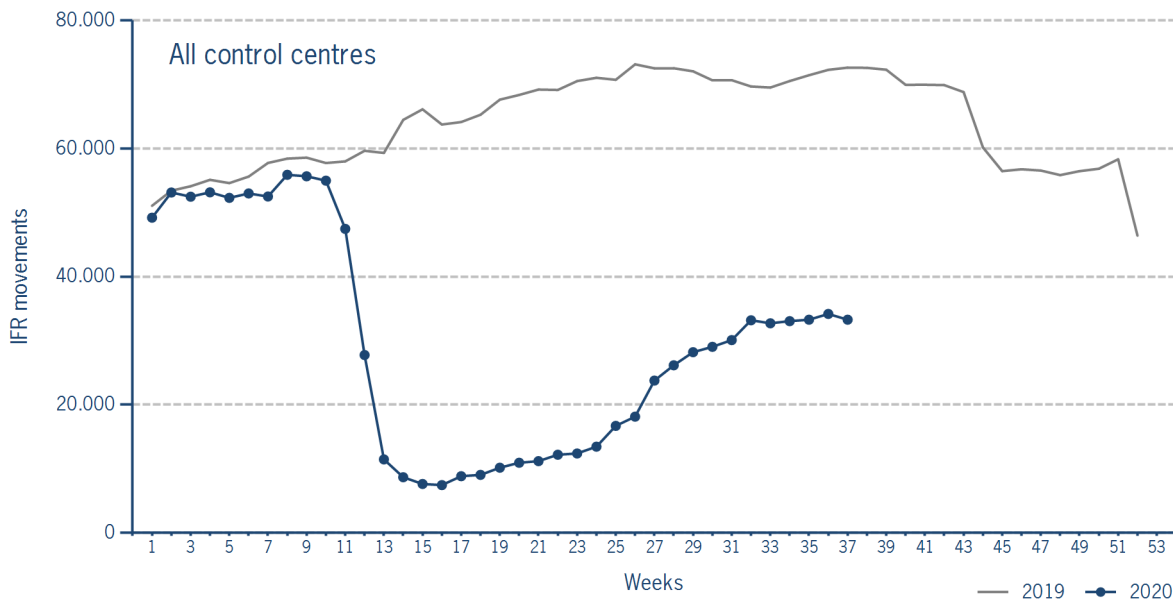
7 SEP 2020 - 13 SEP 2020

Version 15.09.2020

IFR flights in the Federal Republic of Germany

IFR movements (entries, exits, overflights and domestics) in all control sectors with a German designator.

| | 2020 | 2019 | Trend |
|-----------------|-----------|-----------|--------|
| Week 37 | 33.272 | 72.647 | -54,2% |
| Cumulated Weeks | 1.102.587 | 2.401.931 | -54,1% |

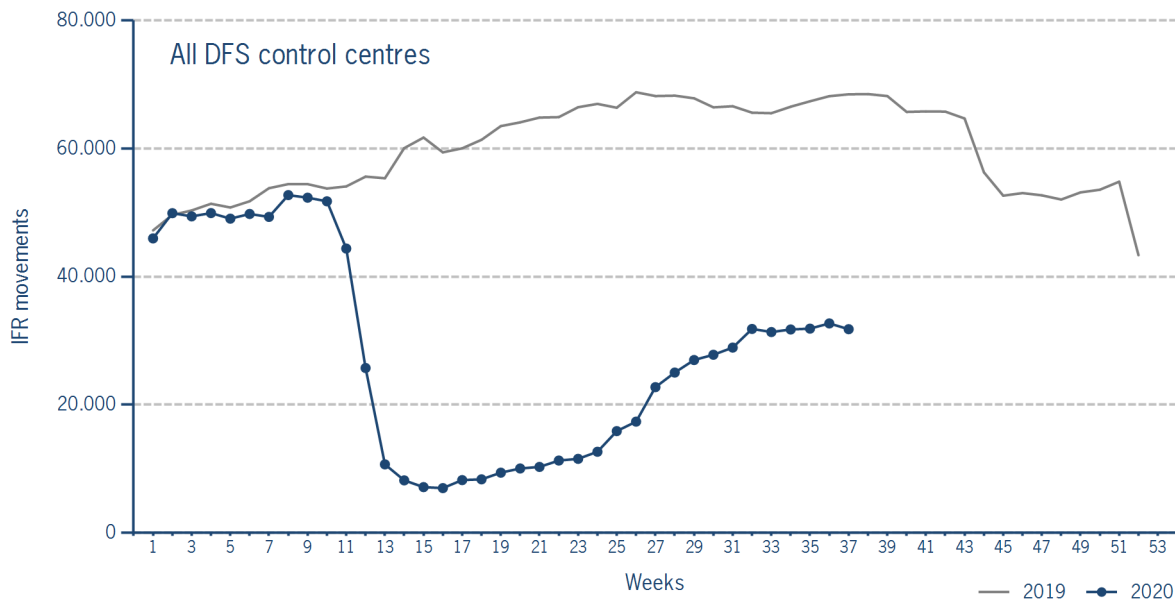


Please note: This count covers the traffic in the area build by all control sectors with a German designator („ED“), regardless of the service provider, including civil and military traffic in sectors controlled by DFS and Maastricht UAC (Maastricht-Hannover sectors). The area counted is composed of modular control sectors designed for ATC purposes with partly cross border structures and is therefore not identical to the political border of the Federal Republic of Germany or the national Flight Information Region (FIR).

IFR flights controlled by DFS

IFR movements (entries, exits, overflights and domestics) in control sectors controlled by DFS.

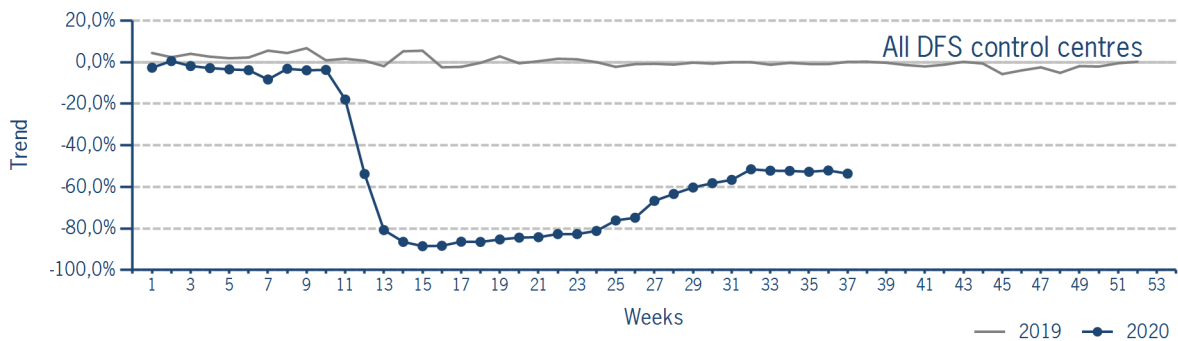
| | 2020 | 2019 | Trend |
|------------------------|-----------|-----------|--------|
| Week 37 | 31.789 | 68.480 | -53,6% |
| Cumulated Weeks | 1.040.915 | 2.250.508 | -53,7% |



Please note: This count covers the traffic in the area build by control sectors of DFS control centres, including civil and military traffic. Traffic in Maastricht UAC (Maastricht-Hannover sectors) is not counted.

IFR flights controlled by DFS - trend

Trend in the number of IFR movements (entries, exits, overflights and domestics) in control sectors controlled by DFS.

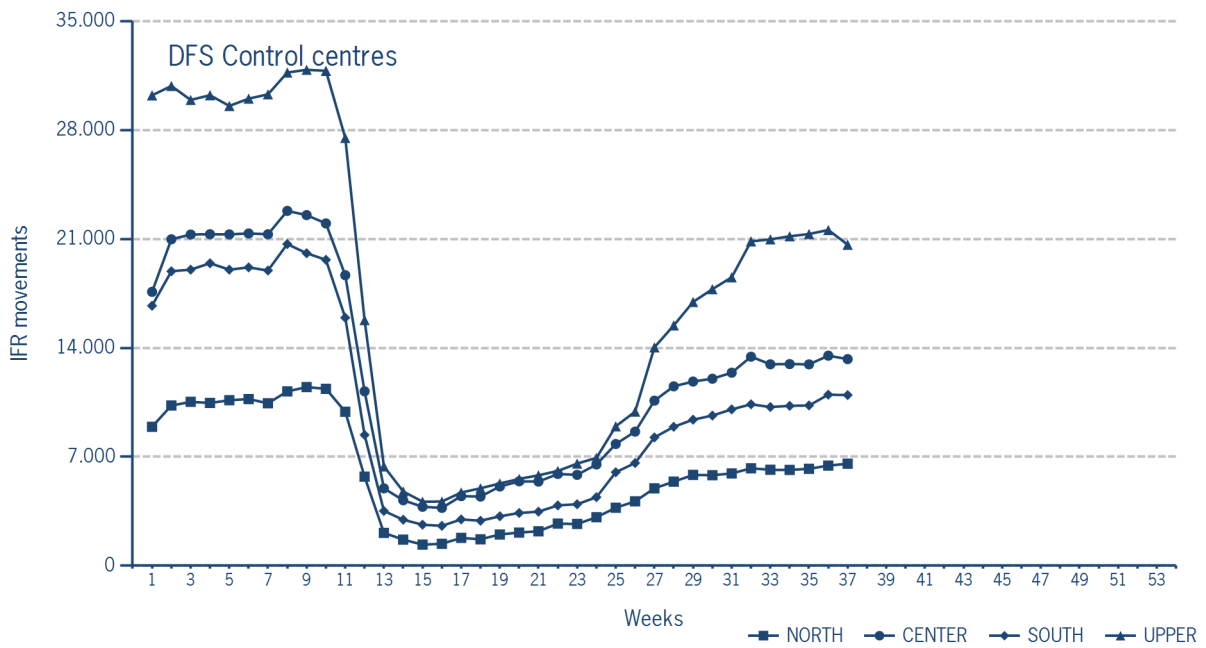


IFR flights controlled by DFS - in detail

IFR movements (entries, exits, overflights and domestics) controlled by DFS at the different control centres.

| | NORTH | CENTER | SOUTH | UPPER |
|------------------------|---------|---------|---------|---------|
| Week 37 | 6.555 | 13.281 | 10.968 | 20.634 |
| Trend | -54,5% | -54,6% | -58,3% | -45,8% |
| Cumulated Weeks | 220.257 | 456.076 | 377.891 | 643.308 |
| Trend | -54,1% | -52,4% | -55,6% | -50,9% |

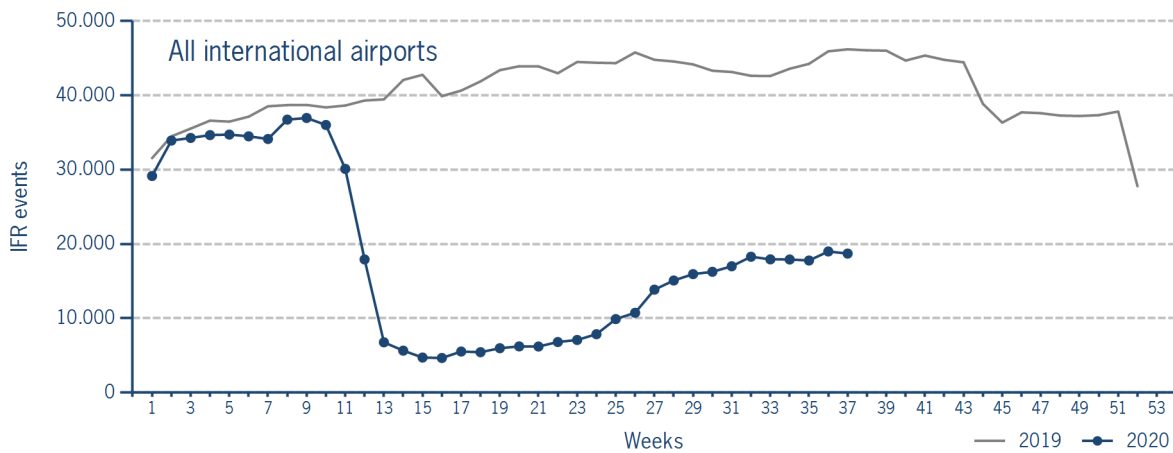
Please note: The trend numbers compare counts of the airspaces in their current configuration to the count of the same airspace in 2019.



IFR flights at international German airports

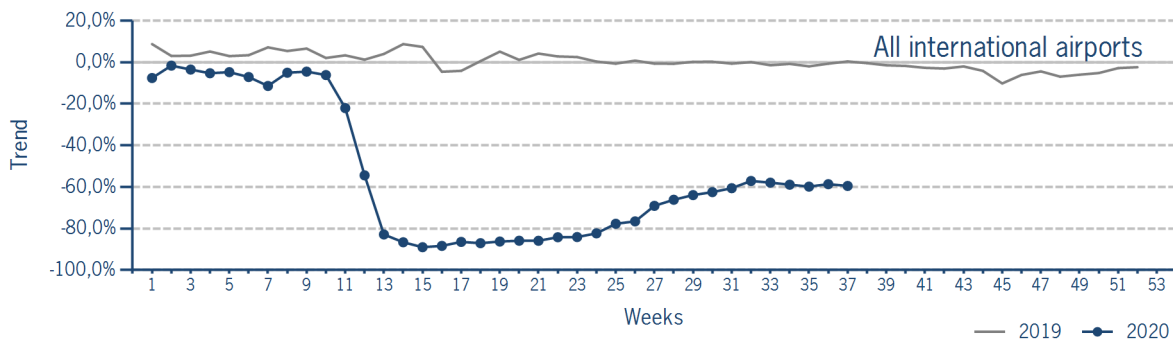
IFR events (take-offs and landings) at the international DFS towers in the Federal Republic of Germany.

| | 2020 | 2019 | Trend |
|------------------------|---------|-----------|--------|
| Week 37 | 18.710 | 46.193 | -59,5% |
| Cumulated Weeks | 674.351 | 1.528.987 | -55,9% |



IFR flights at international German airports - trend

Trend in the number of IFR events (take-offs and landings) at the international DFS towers in the Federal Republic of Germany.



IFR flights at international German airports - airport category

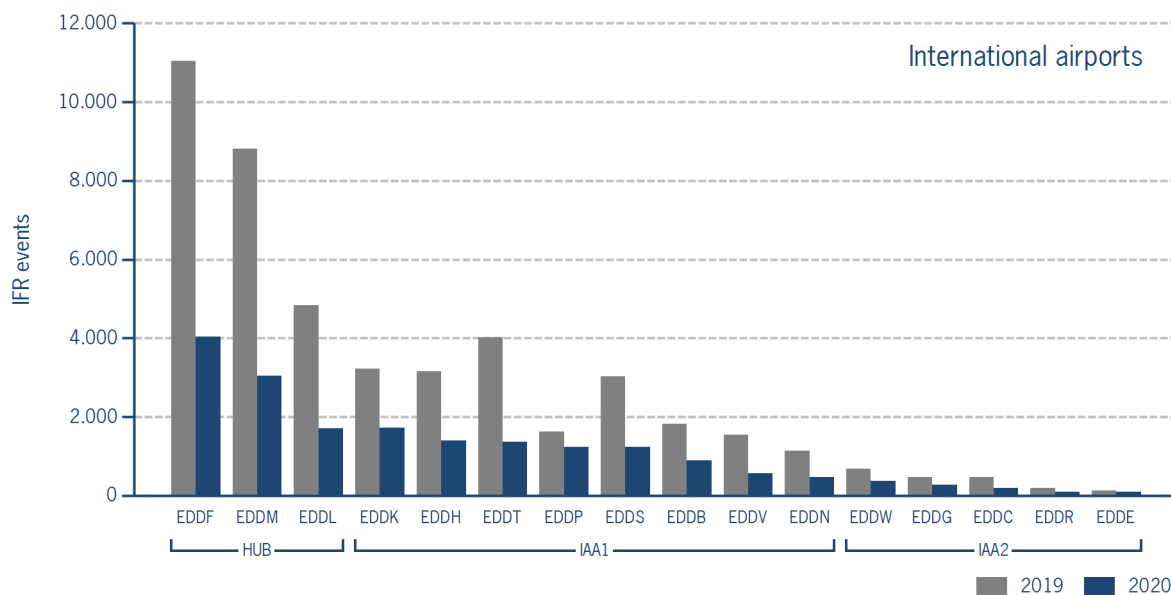
IFR events (take-offs and landings) at the international DFS towers in the Federal Republic of Germany differentiated by Hub Gateways (HUB), International Access Airports 1 (IAA1) and International Access Airports 2 (IAA2).

| | HUB | IAA1 | IAA2 |
|------------------------|---------|---------|--------|
| Week 37 | 8.786 | 8.897 | 1.027 |
| Trend | -64,4% | -54,5% | -46,8% |
| Cumulated Weeks | 339.501 | 304.026 | 30.824 |
| Trend | -59,0% | -52,7% | -46,5% |

IFR flights at international German airports - in detail

IFR events (take-offs and landings) at the different international DFS towers in the Federal Republic of Germany.

| | | Week 37 | Trend | Week 1 - 37 | Trend |
|-------------|-------------------|---------|--------|-------------|--------|
| HUB | | | | | |
| EDDF | Frankfurt/Main | 4.031 | -63,5% | 161.077 | -56,5% |
| EDDL | Düsseldorf | 1.713 | -64,6% | 63.156 | -61,1% |
| EDDM | München | 3.042 | -65,5% | 115.268 | -61,1% |
| IAA1 | | | | | |
| EDDB | Berlin-Schönefeld | 890 | -51,2% | 29.714 | -54,5% |
| EDDH | Hamburg | 1.391 | -56,1% | 46.125 | -56,9% |
| EDDK | Köln/Bonn | 1.723 | -46,5% | 57.875 | -42,8% |
| EDDN | Nürnberg | 473 | -58,4% | 15.817 | -55,0% |
| EDDP | Leipzig/Halle | 1.241 | -23,8% | 43.033 | -19,3% |
| EDDS | Stuttgart | 1.239 | -59,1% | 38.804 | -59,3% |
| EDDT | Berlin-Tegel | 1.371 | -65,9% | 51.787 | -62,7% |
| EDDV | Hannover | 569 | -63,2% | 20.871 | -55,0% |
| IAA2 | | | | | |
| EDDC | Dresden | 200 | -56,7% | 6.615 | -54,8% |
| EDDE | Erfurt/Weimar | 88 | -32,3% | 2.541 | -23,3% |
| EDDG | Münster/Osnabrück | 273 | -41,3% | 7.664 | -41,9% |
| EDDR | Saarbrücken | 93 | -52,6% | 2.852 | -49,6% |
| EDDW | Bremen | 373 | -44,9% | 11.152 | -46,5% |



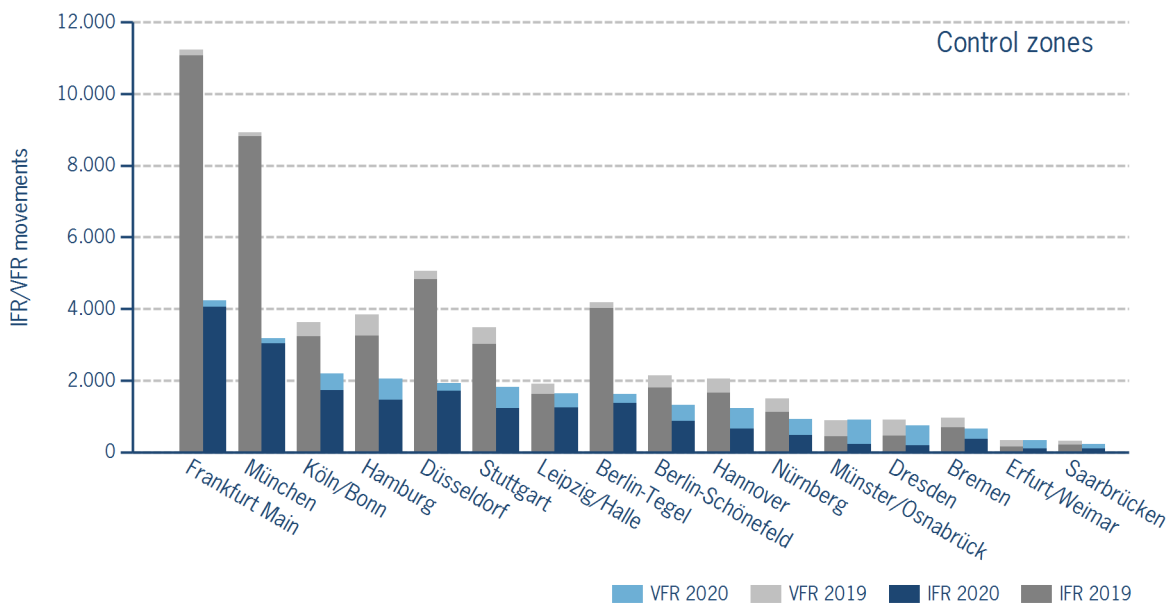
IFR/VFR flights in control zones of DFS towers

IFR/VFR movements (entries, exits, overflights and domestics) at the different control zones of international DFS towers.

| | Week 37 | Trend | Week 1 - 37 | Trend |
|-------------------|---------|--------|-------------|--------|
| Berlin-Schönefeld | 1.325 | -38,0% | 40.883 | -47,0% |
| Berlin-Tegel | 1.627 | -61,1% | 58.362 | -59,8% |
| Bremen | 652 | -32,1% | 19.412 | -36,4% |
| Dresden | 745 | -18,0% | 15.997 | -37,2% |
| Düsseldorf | 1.917 | -62,1% | 68.842 | -58,8% |
| Erfurt/Weimar | 337 | 1,2% | 6.973 | -25,2% |
| Frankfurt Main | 4.229 | -62,3% | 165.382 | -55,8% |
| Hamburg | 2.060 | -46,4% | 64.631 | -49,3% |
| Hannover | 1.233 | -39,9% | 36.878 | -40,6% |
| Köln/Bonn | 2.192 | -39,7% | 68.072 | -39,3% |
| Leipzig/Halle | 1.637 | -14,3% | 52.006 | -17,9% |
| München | 3.172 | -64,5% | 119.639 | -60,3% |
| Münster/Osnabrück | 911 | 3,4% | 20.835 | -23,3% |
| Nürnberg | 916 | -39,0% | 24.931 | -45,9% |
| Saarbrücken | 227 | -29,1% | 5.878 | -35,6% |
| Stuttgart | 1.813 | -48,0% | 49.631 | -53,8% |

Additional information:

Münster reported 166 glider movements for the current week, i.e. 2.908 glider movements for the cumulated year.



IFR flights at regional German airports - in detail

IFR events (take-offs and landings) at the different regional towers in the Federal Republic of Germany with control zone and barely any PPR.

| | 2020 | 2019 | Trend |
|------------------------|--------|---------|--------|
| Week 37 | 2.806 | 3.632 | -22,7% |
| Cumulated Weeks | 74.656 | 116.519 | -35,9% |

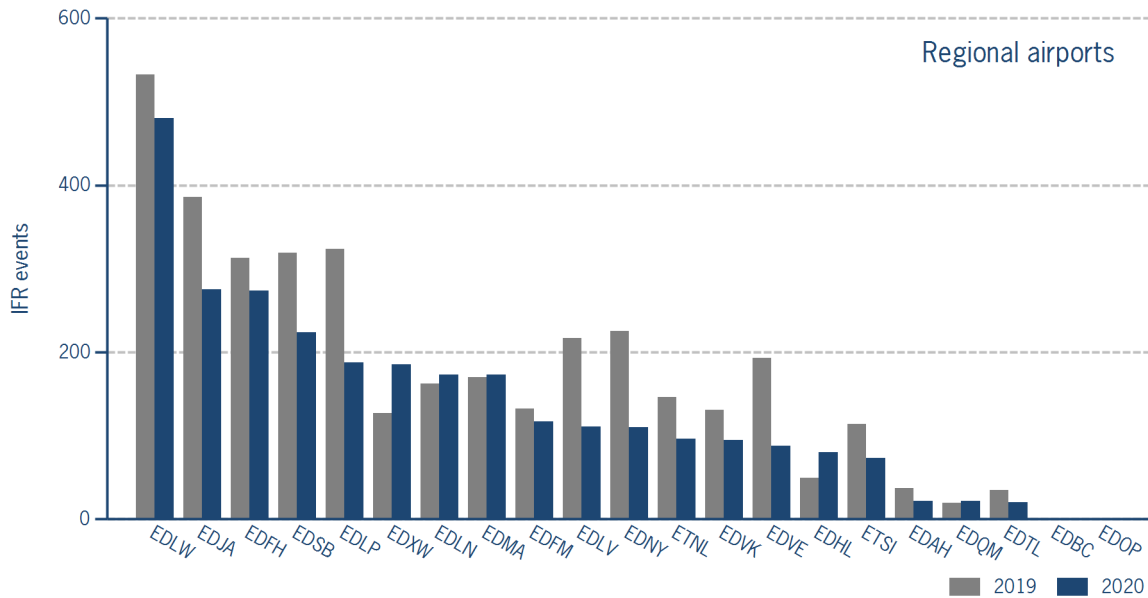
| | Week 37 | Trend | Week 1 - 37 | Trend |
|-----------------------------|---------|--------|-------------|---------|
| EDAH Heringsdorf | 22 | -40,5% | 447 | -35,4% |
| EDBC Magdeburg/Cochstedt | 0 | N/A | 0 | -100,0% |
| EDFH Frankfurt-Hahn | 274 | -12,5% | 7.920 | -32,5% |
| EDFM Mannheim City | 117 | -11,4% | 3.272 | -31,9% |
| EDHL Lübeck-Blankensee | 80 | 63,3% | 1.506 | -21,0% |
| EDJA Memmingen | 275 | -28,8% | 6.871 | -39,5% |
| EDLN Mönchengladbach | 173 | 6,8% | 4.675 | 2,2% |
| EDLP Paderborn/Lippstadt | 188 | -42,0% | 3.896 | -59,4% |
| EDLV Niederrhein | 111 | -48,8% | 2.658 | -61,6% |
| EDLW Dortmund | 480 | -9,9% | 11.480 | -32,4% |
| EDMA Augsburg | 173 | 1,8% | 4.750 | -5,3% |
| EDNY Friedrichshafen | 110 | -51,1% | 3.429 | -55,5% |
| EDOP Schwerin-Parchim | 0 | N/A | 0 | -100,0% |
| EDQM Hof-Plauen | 22 | 15,8% | 990 | -10,2% |
| EDSB Karlsruhe/Baden-Baden | 224 | -29,8% | 6.095 | -32,2% |
| EDTL Lahr | 20 | -42,9% | 783 | -27,2% |
| EDVE Braunschweig-Wolfsburg | 88 | -54,4% | 3.640 | -43,8% |
| EDVK Kassel-Calden | 95 | -27,5% | 2.668 | -22,1% |
| EDXW Sylt | 185 | 45,7% | 3.829 | -16,6% |
| ETNL Laage | 96 | -34,2% | 3.762 | -35,4% |
| ETSI Ingolstadt/Manching | 73 | -36,0% | 1.985 | -46,5% |

*The value is of limited conclusiveness (OLC).

Please note: The airport Magdeburg-Cochstedt (EDBC) is currently closed and the airport Sylt (EDXW) is now assigned to Austro Control.

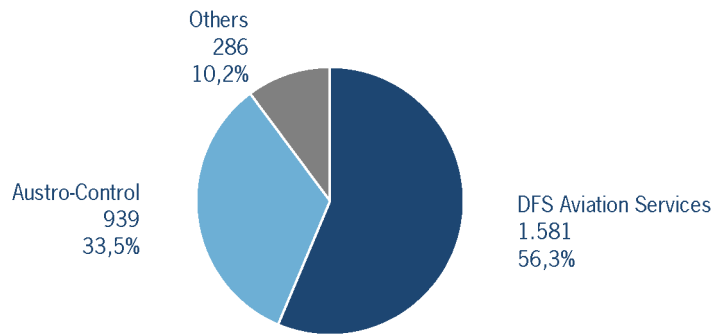
IFR flights at regional German airports - in detail

IFR events (take-offs and landings) at the different regional towers in the Federal Republic of Germany with control zone and barely any PPR.



IFR flights at regional German airports - air traffic service providers

Percentage of IFR events (take-offs and landings) at the regional towers in the Federal Republic of Germany differentiated between DFS Aviation Services, Austro Control and other providers.



- DFS Aviation Services: Dortmund (EDLW), Friedrichshafen (EDNY), Karlsruhe/Baden-Baden (EDSB), Lahr (EDTL), Magdeburg/Cochstedt (EDBC), Memmingen (EDJA), Mönchengladbach (EDLN), Niederrhein (EDLV), Paderborn/Lippstadt (EDLP)
- Austro Control: Augsburg (EDMA), Braunschweig-Wolfsburg (EDVE), Frankfurt-Hahn (EDFH), Heringsdorf (EDAH), Hof-Plauen (EDQM), Kassel-Calden (EDVK), Lübeck-Blankensee (EDHL), Schwerin-Parchim (EDOP), Sylt (EDXW)
- Others: Ingolstadt/Manching (ETSI), Laage (ETNL), Mannheim City (EDFM)

ATFM Arrival Delay

(Data Source: NM statistics, DFS LIZ)

ATFM Arrival Delay with reference to the relevant airport, in minutes per IFR arrival.

ATFM Arrival Delay:

sum of all arrival ATFM delay divided by the sum of all inbound flights for the particular traffic volume

No ATFM Delay

Please note: The ATFM delay data are provided by NM statistics. Due to internal distribution of the ATFM delay, data are modified by CC/FC and TWR/M. The inbound flight information is based on LIZ statistics.

All Airports means all international German airports: Berlin-Schönefeld (EDDB), Berlin-Tegel (EDDT), Bremen (EDDW), Dresden (EDDC), Düsseldorf (EDDL), Erfurt/Weimar (EDDE), Frankfurt/Main (EDDF), Hamburg (EDDH), Hannover (EDDV), Köln/Bonn (EDDK), Leipzig/Halle (EDDP), München (EDDM), Münster/Osnabrück (EDDG), Nürnberg (EDDN), Saarbrücken (EDDR), Stuttgart (EDDS)