



LIZ Bulletin

Week 36

DFS Situation and Information Centre

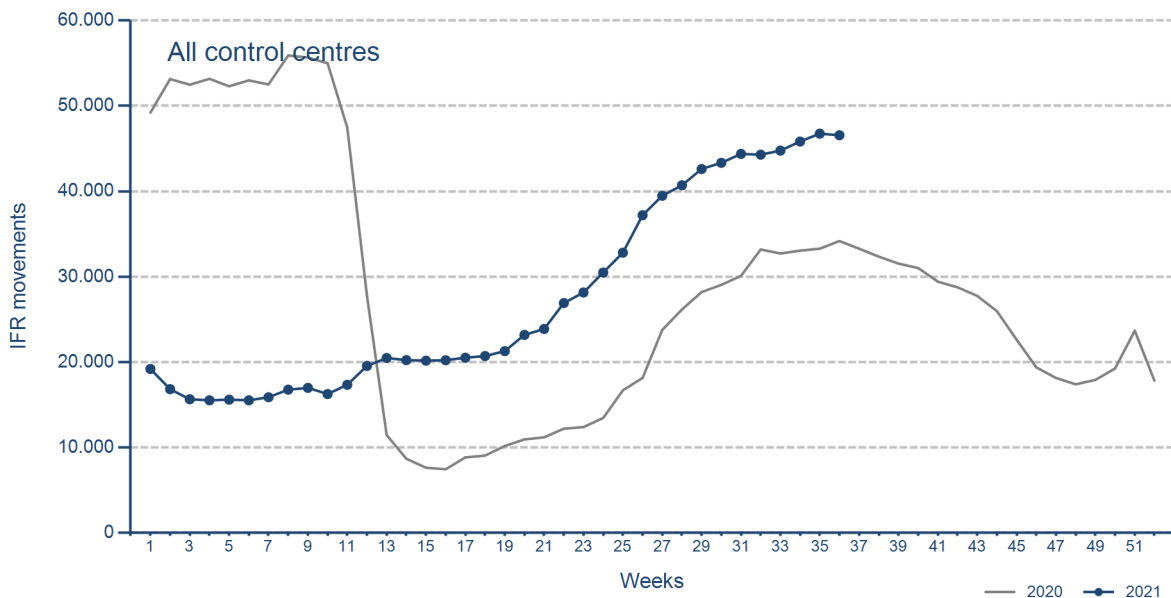
6 SEP 2021 - 12 SEP 2021

Version 14.09.2021

IFR flights in the Federal Republic of Germany

IFR movements (entries, exits, overflights and domestics) in all control sectors with a German designator.

	2021	2020	Trend
Week 36	46.562	34.173	36,3%
Cumulated Weeks	985.750	1.069.315	-7,8%

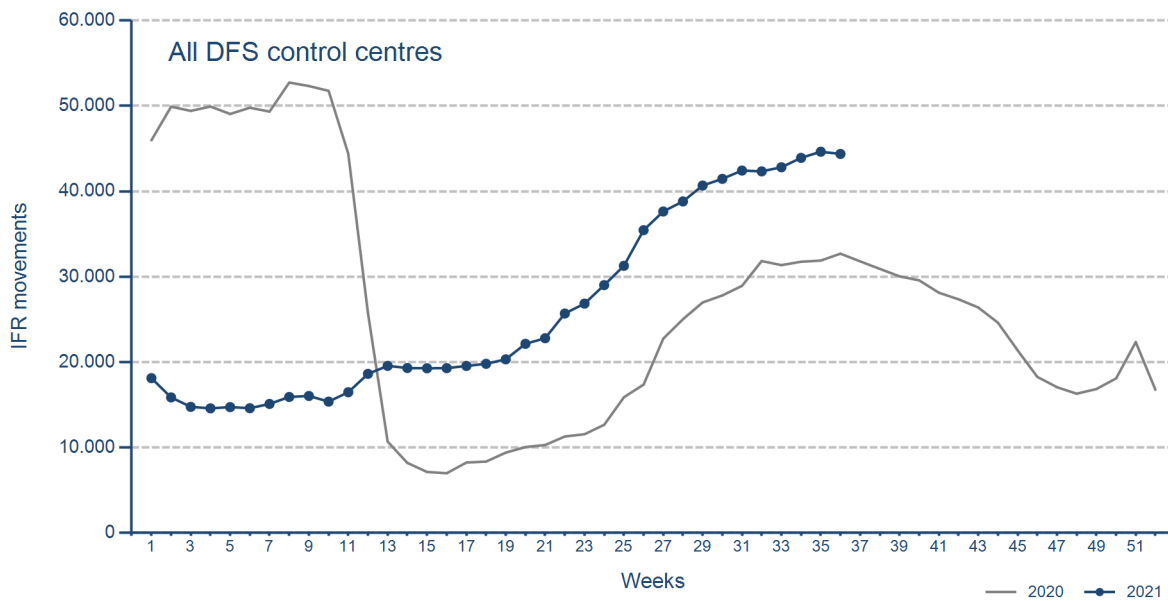


Please note: This count covers the traffic in the area built by all control sectors with a German designator („ED“), regardless of the service provider, including civil and military traffic in sectors controlled by DFS and Maastricht UAC (Maastricht-Hannover sectors). The area counted is composed of modular control sectors designed for ATC purposes with partly cross border structures and is therefore not identical to the political border of the Federal Republic of Germany or the national Flight Information Region (FIR).

IFR flights controlled by DFS

IFR movements (entries, exits, overflights and domestics) in control sectors controlled by DFS.

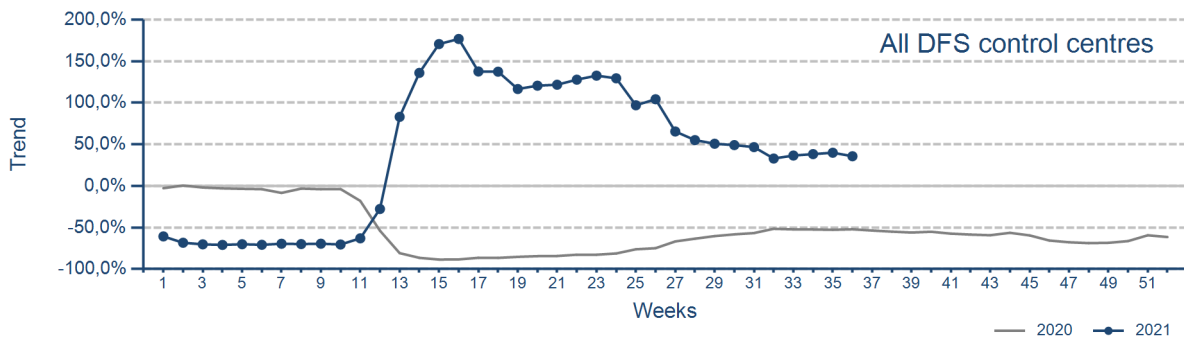
	2021	2020	Trend
Week 36	44.377	32.690	35,8%
Cumulated Weeks	939.257	1.009.126	-6,9%



Please note: This count covers the traffic in the area built by control sectors of DFS control centres, including civil and military traffic. Traffic in Maastricht UAC (Maastricht-Hannover sectors) is not counted.

IFR flights controlled by DFS - trend

Trend in the number of IFR movements (entries, exits, overflights and domestics) in control sectors controlled by DFS.

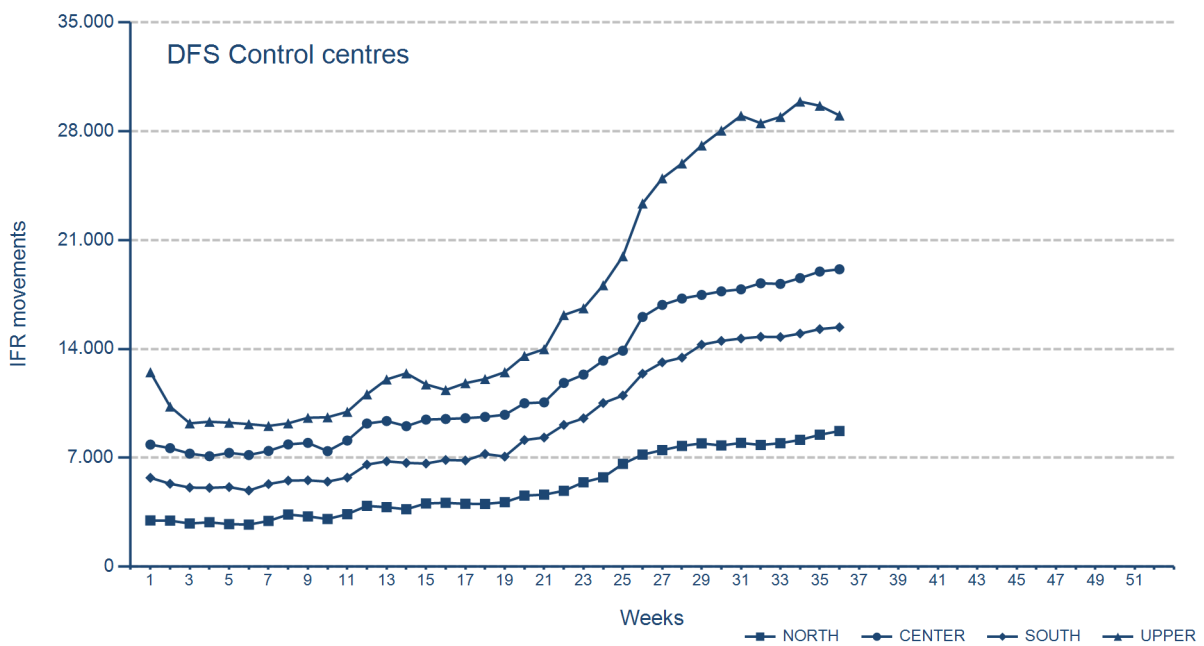


IFR flights controlled by DFS - in detail

IFR movements (entries, exits, overflights and domestics) controlled by DFS at the different control centres.

	NORTH	CENTER	SOUTH	UPPER
Week 36	8.724	19.118	15.391	29.006
Trend	35,5%	41,6%	40,0%	34,4%
Cumulated Weeks	183.975	427.171	327.760	604.842
Trend	-13,9%	-3,5%	-10,7%	-2,9%

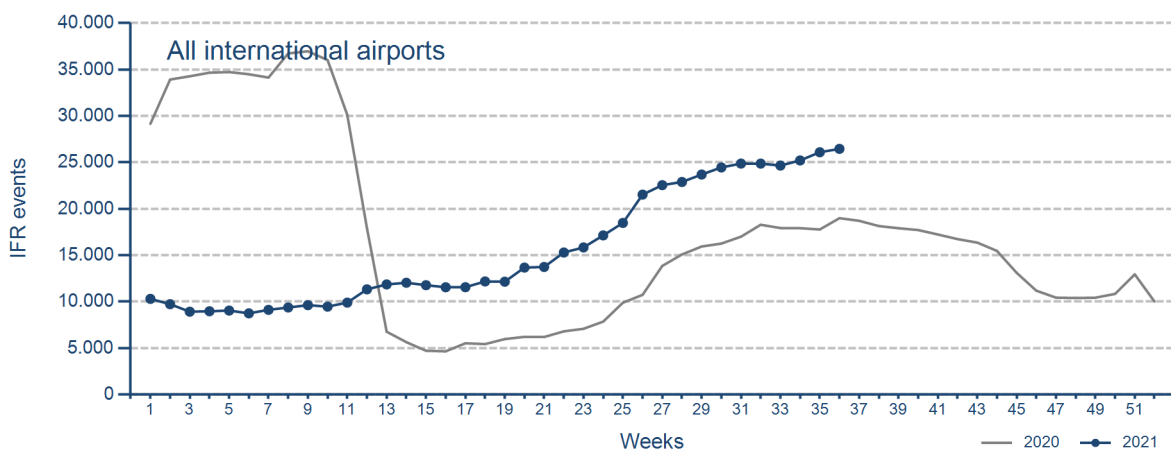
Please note: The trend numbers compare counts of the airspaces in their current configuration to the count of the same airspace in 2020.



IFR flights at international German airports

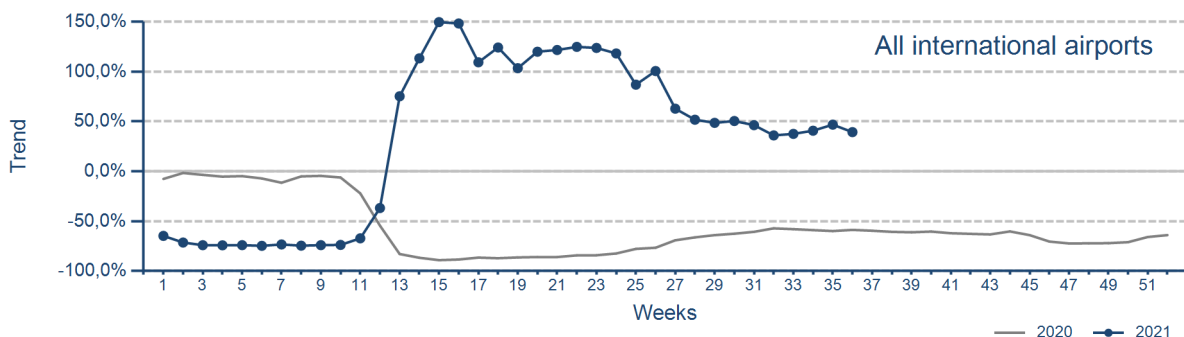
IFR events (take-offs and landings) at the international DFS towers in the Federal Republic of Germany.

	2021	2020	Trend
Week 36	26.456	18.993	39,3%
Cumulated Weeks	559.164	655.641	-14,7%



IFR flights at international German airports - trend

Trend in the number of IFR events (take-offs and landings) at the international DFS towers in the Federal Republic of Germany.



IFR flights at international German airports - airport category

IFR events (take-offs and landings) at the international DFS towers in the Federal Republic of Germany differentiated by Hub Gateways (HUB), International Access Airports 1 (IAA1) and International Access Airports 2 (IAA2).

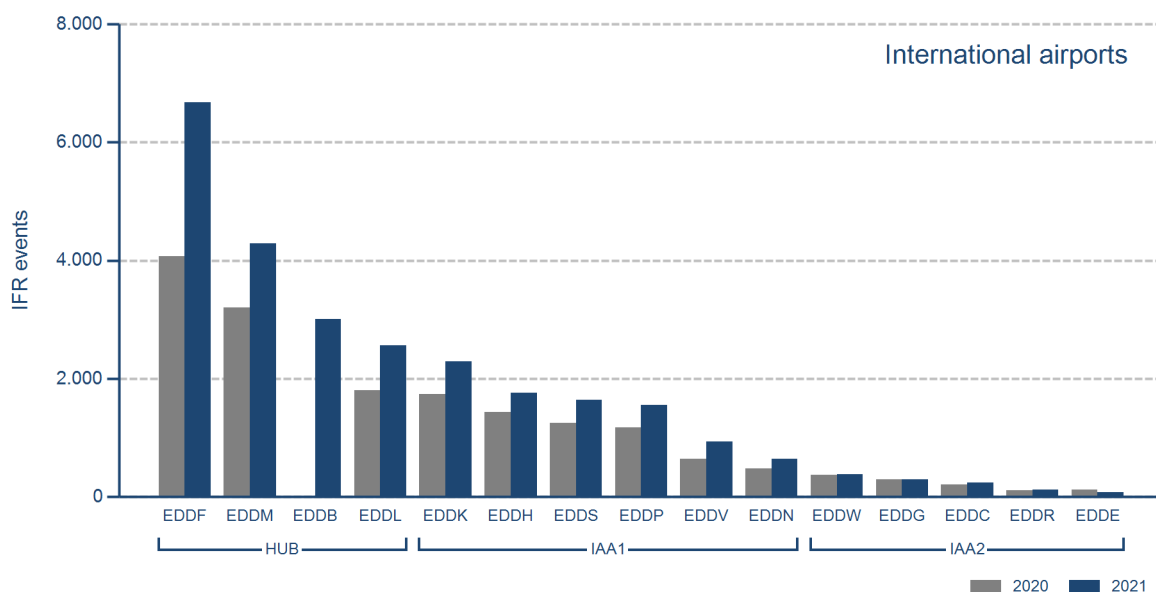
	HUB	IAA1	IAA2
Week 36	16.542	8.813	1.101
Trend*	82,4%	-0,3%	1,9%
Cumulated Weeks	339.133	198.547	21.484
Trend*	2,5%	-32,7%	-27,9%

*Please note: Berlin-Schönefeld used to be listed as IAA1. Berlin-Brandenburg is listed as a HUB.

IFR flights at international German airports - in detail

IFR events (take-offs and landings) at the different international DFS towers in the Federal Republic of Germany.

	Week 36	Trend	Week 1 - 36	Trend
HUB				
EDDB Berlin-Brandenburg	3.011	N/A	57.049	N/A
EDDF Frankfurt/Main	6.682	64,0%	157.157	0,1%
EDDL Düsseldorf	2.558	42,4%	45.537	-25,9%
EDDM München	4.291	34,1%	79.390	-29,3%
IAA1				
EDDH Hamburg	1.758	22,7%	34.418	-23,1%
EDDK Köln/Bonn	2.286	31,9%	55.568	-1,0%
EDDN Nürnberg	643	35,9%	11.582	-24,5%
EDDP Leipzig/Halle	1.553	32,6%	48.825	16,8%
EDDS Stuttgart	1.641	32,0%	30.240	-19,5%
EDDV Hannover	932	46,3%	17.914	-11,8%
IAA2				
EDDC Dresden	236	16,8%	3.860	-39,8%
EDDE Erfurt/Weimar	77	-31,9%	2.073	-15,5%
EDDG Münster/Osnabrück	288	-1,0%	5.594	-24,3%
EDDR Saarbrücken	119	13,3%	2.231	-19,1%
EDDW Bremen	381	3,0%	7.726	-28,3%



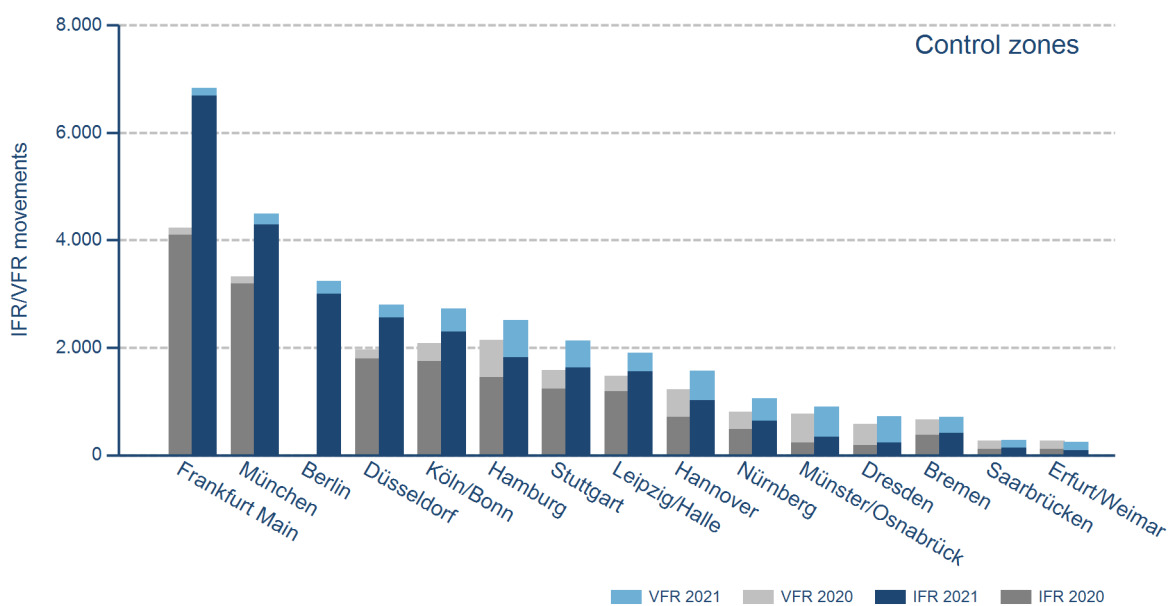
IFR/VFR flights in control zones of DFS towers

IFR/VFR movements (entries, exits, overflights and domestics) at the different control zones of international DFS towers.

	Week 36	Trend	Week 1 - 36	Trend
Berlin	3.238	N/A	63.420	N/A
Bremen	712	6,7%	16.888	-10,0%
Dresden	723	25,7%	14.056	-7,8%
Düsseldorf	2.804	42,4%	51.286	-23,4%
Erfurt/Weimar	240	-10,1%	6.775	2,1%
Frankfurt Main	6.836	61,4%	161.679	0,3%
Hamburg	2.519	17,7%	54.806	-12,4%
Hannover	1.576	29,3%	35.465	-0,5%
Köln/Bonn	2.727	30,9%	67.901	3,1%
Leipzig/Halle	1.901	28,9%	58.203	15,6%
München	4.489	35,2%	83.670	-28,2%
Münster/Osnabrück	901	16,6%	22.282	11,8%
Nürnberg	1.056	30,2%	22.281	-7,2%
Saarbrücken	279	4,1%	6.131	8,5%
Stuttgart	2.134	35,1%	43.355	-9,3%

Additional information:

Münster reported 242 glider movements for the current week, i.e. 6.856 glider movements for the cumulated year.



IFR flights at regional German airports - in detail

IFR events (take-offs and landings) at the different regional towers in the Federal Republic of Germany with control zone and barely any PPR.

	2021	2020	Trend
Week 36	3.005	2.811	6,9%
Cumulated Weeks	75.077	71.850	4,5%

	Week 36	Trend	Week 1 - 36	Trend
EDAH Heringsdorf	13	-23,5%	417	-1,9%
EDFH Frankfurt-Hahn	315	34,0%	8.061	5,4%
EDFM Mannheim City	108	-3,6%	3.229	2,3%
EDHL Lübeck-Blankensee	71	-12,3%	2.137	49,9%
EDJA Memmingen	301	13,2%	6.593	0,0%
EDLN Mönchengladbach	164	-10,4%	5.684	26,3%
EDLP Paderborn/Lippstadt	172	4,9%	4.000	7,9%
EDLV Niederrhein	209	56,0%	3.011	18,2%
EDLW Dortmund	517	5,7%	11.315	2,9%
EDMA Augsburg	157	-1,3%	5.359	17,1%
EDNY Friedrichshafen	101	-2,9%	2.413	-27,3%
EDOP Schwerin-Parchim	0	N/A	0	N/A
EDQM Hof-Plauen	34	41,7%	982	1,4%
EDSB Karlsruhe/Baden-Baden	282	12,8%	5.820	-0,9%
EDTL Lahr	30	25,0%	912	19,5%
EDVE Braunschweig-Wolfsburg	103	-31,8%	3.345	-5,8%
EDVK Kassel-Calden	88	-3,3%	2.327	-9,6%
EDXW Sylt	172	-4,4%	4.195	15,1%
ETNL Laage	112	93,1%	3.714	1,3%
ETSI Ingolstadt/Manching	56	-37,1%	1.563	-18,3%

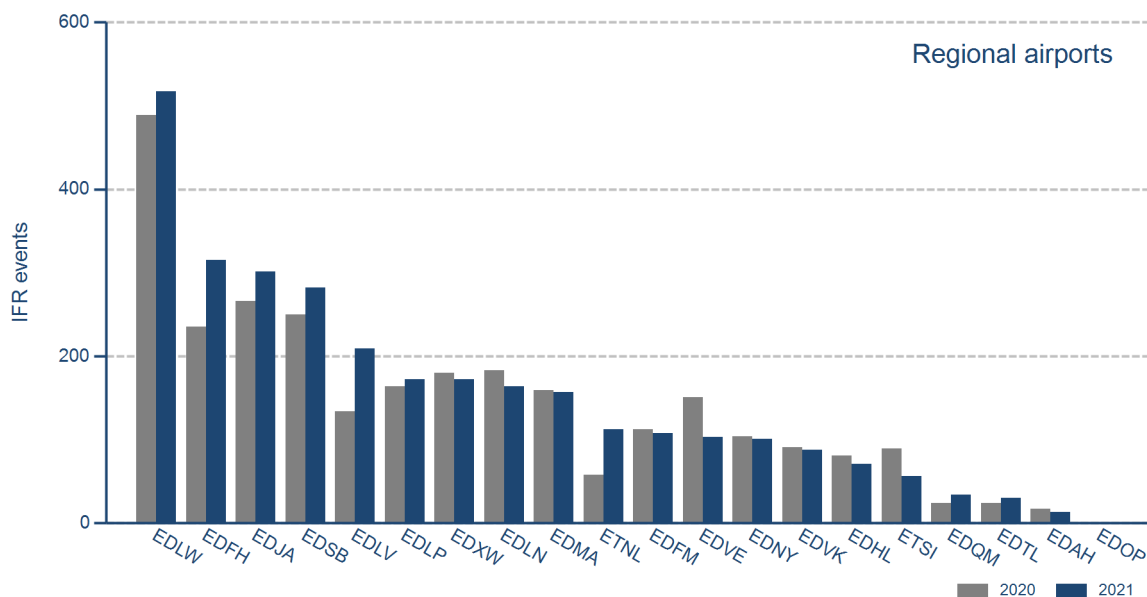
*The value is of limited conclusiveness (OLC).

OLC: Trend > 200%

Please note: the airport Schwerin-Parchim (EDOP) is currently closed.

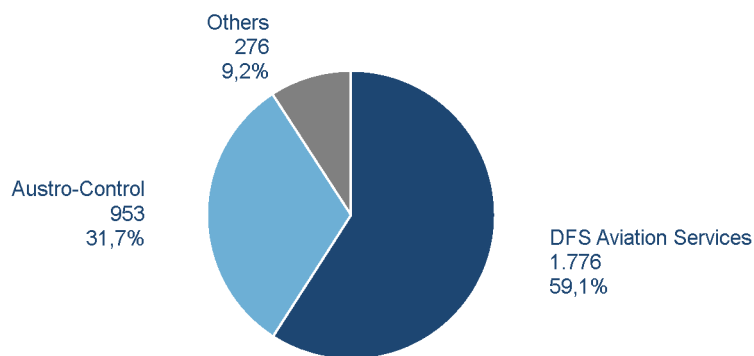
IFR flights at regional German airports - in detail

IFR events (take-offs and landings) at the different regional towers in the Federal Republic of Germany with control zone and barely any PPR.



IFR flights at regional German airports - air traffic service providers

Percentage of IFR events (take-offs and landings) at the regional towers in the Federal Republic of Germany differentiated between DFS Aviation Services, Austro Control and other providers.








- DFS Aviation Services: Dortmund (EDLW), Friedrichshafen (EDNY), Karlsruhe/Baden-Baden (EDSB), Lahr (EDTL), Magdeburg/Cochstedt (EDBC), Memmingen (EDJA), Mönchengladbach (EDLN), Niederrhein (EDLV), Paderborn/Lippstadt (EDLP)
- Austro Control: Augsburg (EDMA), Braunschweig-Wolfsburg (EDVE), Frankfurt-Hahn (EDFH), Heringsdorf (EDAH), Hof-Plauen (EDQM), Kassel-Calden (EDVK), Lübeck-Blankensee (EDHL), Schwerin-Parchim (EDOP), Sylt (EDXW)
- Others: Ingolstadt/Manching (ETSI), Laage (ETNL), Mannheim City (EDFM)

ATFM Arrival Delay
(Data Source: NM statistics, DFS LIZ)

ATFM Arrival Delay with reference to the relevant airport, in minutes per IFR arrival.

ATFM Arrival Delay:

sum of all arrival ATFM delay divided by the sum of all inbound flights for the particular traffic volume

Airports		ATC Delay [min/arrival]	non ATC Delay [min/arrival]	
	All Airports	0	0,2848	
EDDB	Berlin-Brandenburg	0	1,4788	
EDDK	Köln/Bonn	0	0,7386	
EDDL	Düsseldorf	0	0,2027	
EDDF	Frankfurt/Main	0	0,1290	

Please note: The ATFM delay data are provided by NM statistics. Due to internal distribution of the ATFM delay, data are modified by OX/OP. The inbound flight information is based on LIZ statistics.

All Airports means all international German airports: Berlin-Brandenburg (EDDB), Bremen (EDDW), Dresden (EDDC), Düsseldorf (EDDL), Erfurt/Weimar (EDDE), Frankfurt/Main (EDDF), Hamburg (EDDH), Hannover (EDDV), Köln/Bonn (EDDK), Leipzig/Halle (EDDP), München (EDDM), Münster/Osnabrück (EDDG), Nürnberg (EDDN), Saarbrücken (EDDR), Stuttgart (EDDS)