



LIZ Bulletin

Week 33

DFS Situation and Information Centre

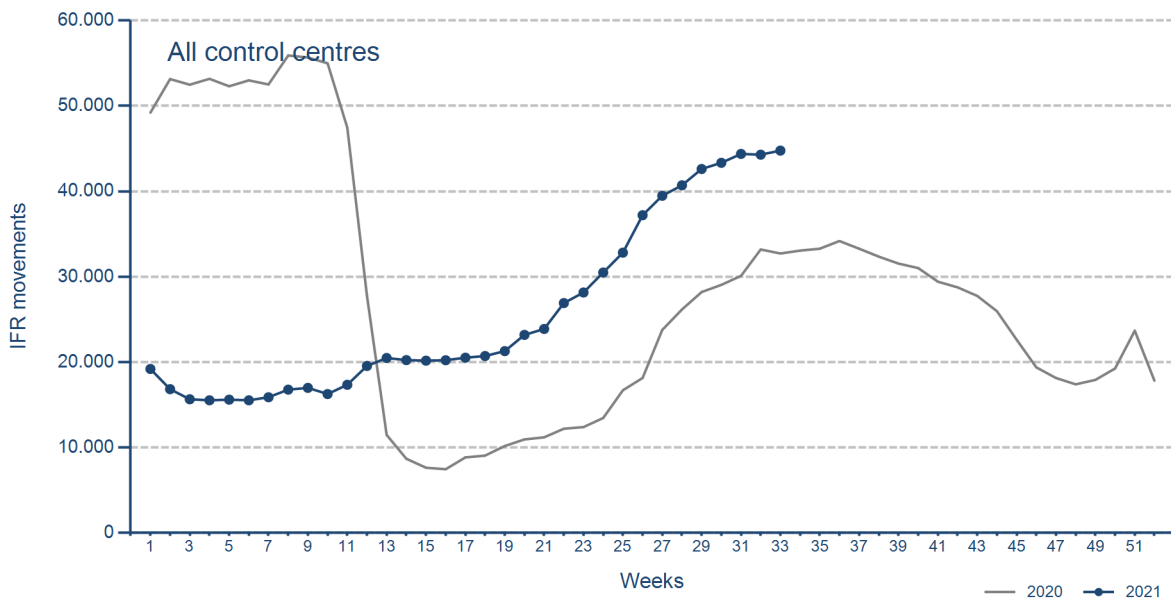
16 AUG 2021 - 22 AUG 2021

Version 27.08.2021

IFR flights in the Federal Republic of Germany

IFR movements (entries, exits, overflights and domestics) in all control sectors with a German designator.

	2021	2020	Trend
Week 33	44.766	32.712	36,8%
Cumulated Weeks	846.613	968.822	-12,6%

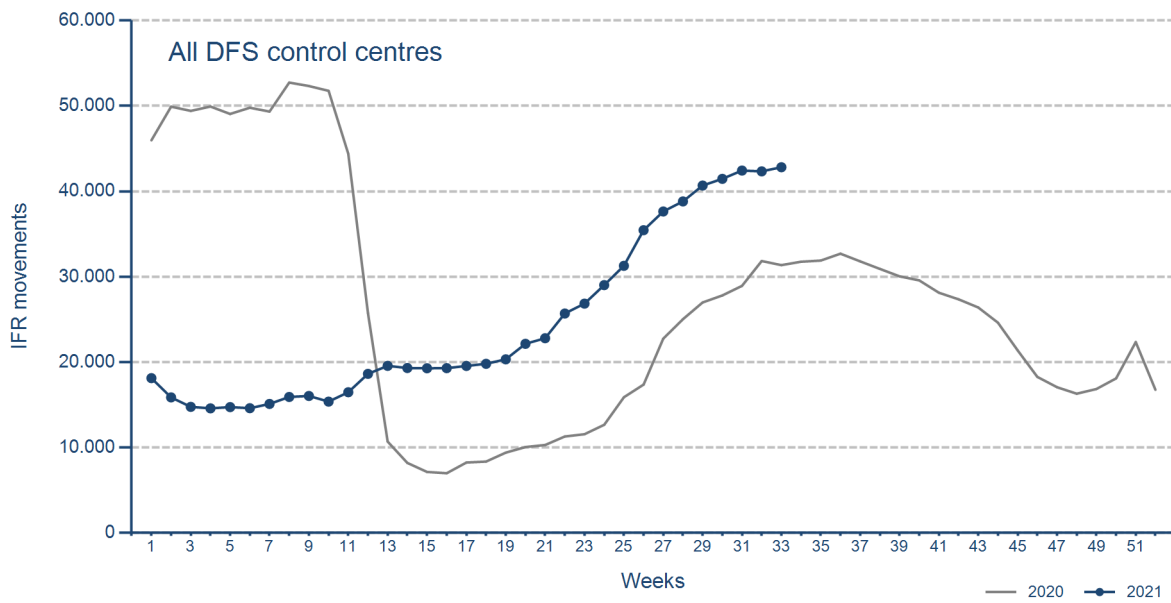


Please note: This count covers the traffic in the area build by all control sectors with a German designator („ED“), regardless of the service provider, including civil and military traffic in sectors controlled by DFS and Maastricht UAC (Maastricht-Hannover sectors). The area counted is composed of modular control sectors designed for ATC purposes with partly cross border structures and is therefore not identical to the political border of the Federal Republic of Germany or the national Flight Information Region (FIR).

IFR flights controlled by DFS

IFR movements (entries, exits, overflights and domestics) in control sectors controlled by DFS.

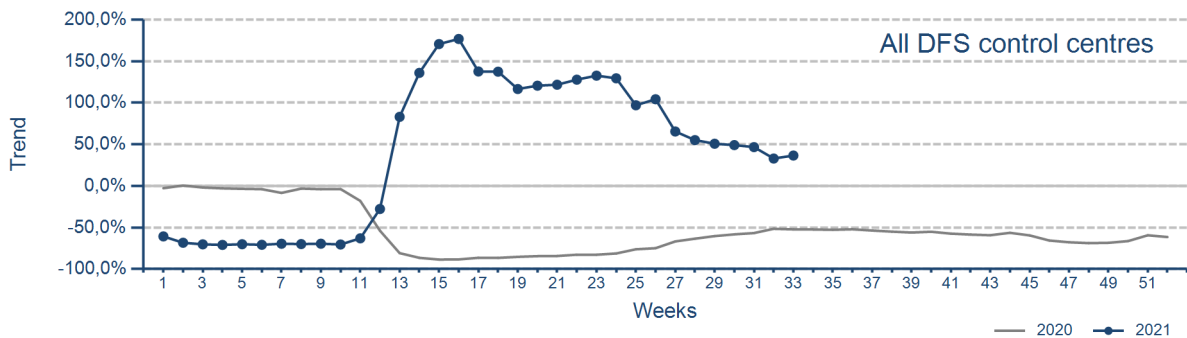
	2021	2020	Trend
Week 33	42.819	31.346	36,6%
Cumulated Weeks	806.334	912.809	-11,7%



Please note: This count covers the traffic in the area built by control sectors of DFS control centres, including civil and military traffic. Traffic in Maastricht UAC (Maastricht-Hannover sectors) is not counted.

IFR flights controlled by DFS - trend

Trend in the number of IFR movements (entries, exits, overflights and domestics) in control sectors controlled by DFS.

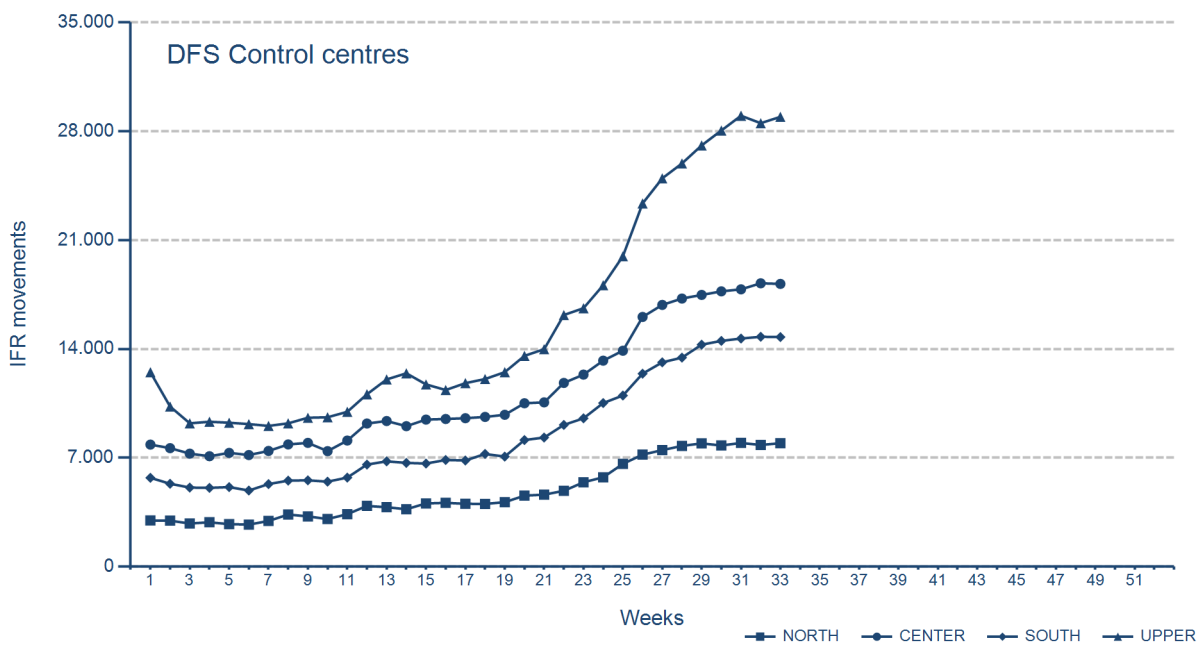


IFR flights controlled by DFS - in detail

IFR movements (entries, exits, overflights and domestics) controlled by DFS at the different control centres.

	NORTH	CENTER	SOUTH	UPPER
Week 33	7.940	18.178	14.762	28.916
Trend	28,7%	40,4%	44,7%	37,9%
Cumulated Weeks	158.620	370.532	282.112	516.315
Trend	-18,6%	-8,1%	-15,9%	-7,6%

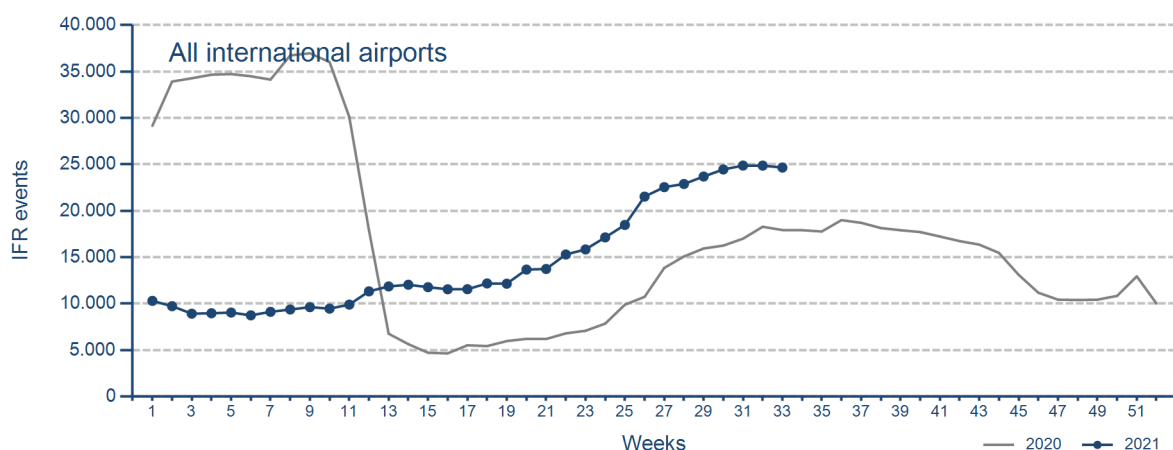
Please note: The trend numbers compare counts of the airspaces in their current configuration to the count of the same airspace in 2020.



IFR flights at international German airports

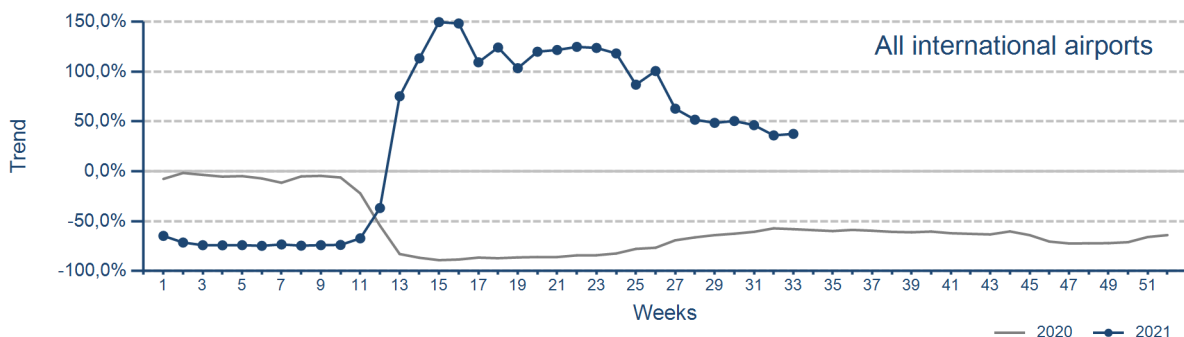
IFR events (take-offs and landings) at the international DFS towers in the Federal Republic of Germany.

	2021	2020	Trend
Week 33	24.657	17.930	37,5%
Cumulated Weeks	481.412	600.958	-19,9%



IFR flights at international German airports - trend

Trend in the number of IFR events (take-offs and landings) at the international DFS towers in the Federal Republic of Germany.



IFR flights at international German airports - airport category

IFR events (take-offs and landings) at the international DFS towers in the Federal Republic of Germany differentiated by Hub Gateways (HUB), International Access Airports 1 (IAA1) and International Access Airports 2 (IAA2).

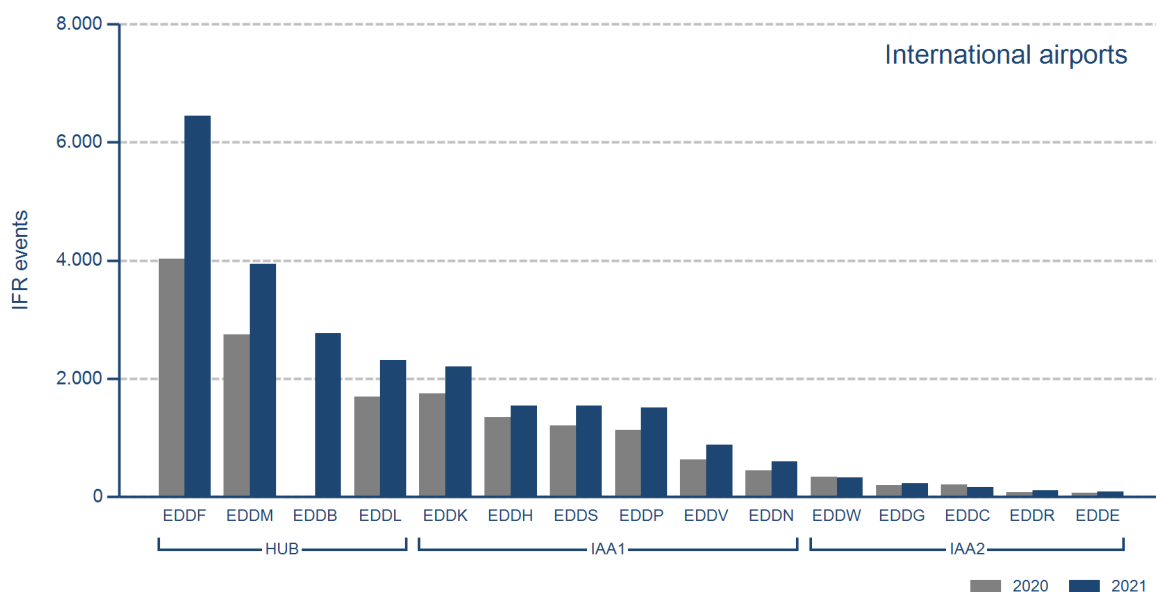
	HUB	IAA1	IAA2
Week 33	15.466	8.274	917
Trend*	82,8%	-3,9%	7,1%
Cumulated Weeks	290.535	172.501	18.376
Trend*	-4,8%	-35,9%	-31,5%

*Please note: Berlin-Schönefeld used to be listed as IAA1. Berlin-Brandenburg is listed as a HUB.

IFR flights at international German airports - in detail

IFR events (take-offs and landings) at the different international DFS towers in the Federal Republic of Germany.

	Week 33	Trend	Week 1 - 33	Trend
HUB				
EDDB Berlin-Brandenburg	2.773	N/A	48.131	N/A
EDDF Frankfurt/Main	6.447	60,1%	137.253	-5,4%
EDDL Düsseldorf	2.307	36,7%	38.223	-32,3%
EDDM München	3.939	43,5%	66.928	-35,3%
IAA1				
EDDH Hamburg	1.544	15,1%	29.440	-27,5%
EDDK Köln/Bonn	2.206	25,9%	48.717	-4,5%
EDDN Nürnberg	596	34,8%	9.684	-30,9%
EDDP Leipzig/Halle	1.510	34,2%	44.178	15,3%
EDDS Stuttgart	1.538	27,7%	25.329	-25,2%
EDDV Hannover	880	39,7%	15.153	-17,7%
IAA2				
EDDC Dresden	166	-17,8%	3.209	-44,8%
EDDE Erfurt/Weimar	87	45,0%	1.842	-14,6%
EDDG Münster/Osnabrück	228	20,0%	4.780	-27,7%
EDDR Saarbrücken	112	51,4%	1.911	-22,4%
EDDW Bremen	324	-1,8%	6.634	-32,2%



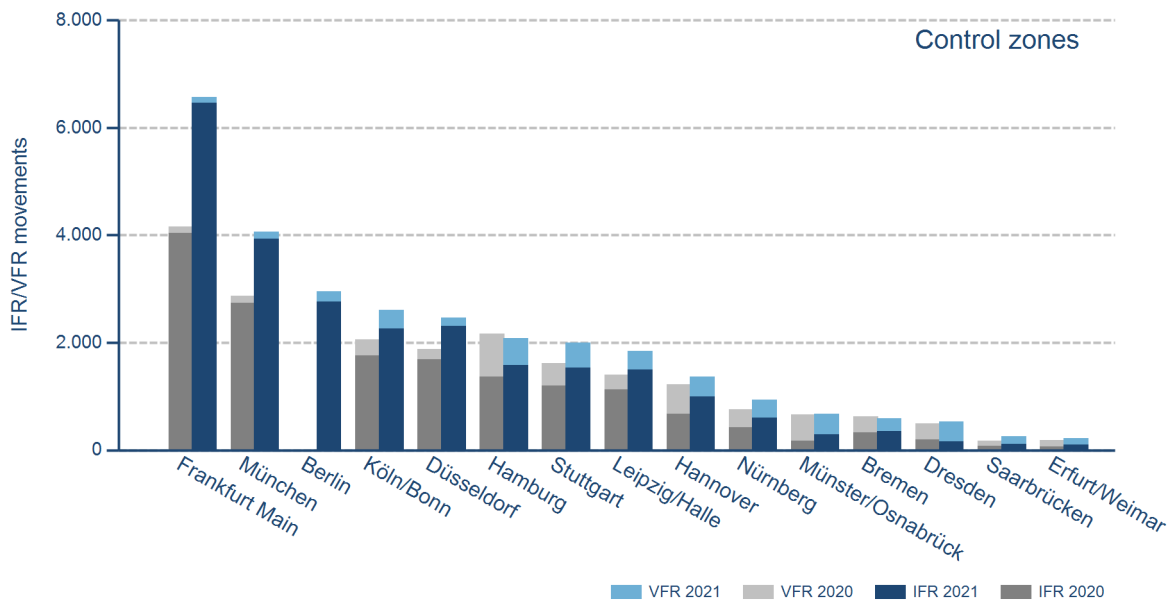
IFR/VFR flights in control zones of DFS towers

IFR/VFR movements (entries, exits, overflights and domestics) at the different control zones of international DFS towers.

	Week 33	Trend	Week 1 - 33	Trend
Berlin	2.951	N/A	53.917	N/A
Bremen	594	-4,5%	14.817	-12,5%
Dresden	530	6,2%	12.352	-8,9%
Düsseldorf	2.462	30,7%	43.410	-29,4%
Erfurt/Weimar	227	25,4%	6.103	4,0%
Frankfurt Main	6.577	58,1%	141.387	-5,0%
Hamburg	2.088	-3,8%	47.420	-15,9%
Hannover	1.373	12,4%	30.838	-3,7%
Köln/Bonn	2.604	26,8%	59.765	0,2%
Leipzig/Halle	1.846	31,0%	52.724	14,6%
München	4.059	41,5%	70.778	-34,1%
Münster/Osnabrück	672	2,1%	19.805	11,5%
Nürnberg	938	23,9%	19.245	-11,1%
Saarbrücken	254	43,5%	5.338	8,6%
Stuttgart	2.005	23,8%	37.176	-13,6%

Additional information:

Münster reported 152 glider movements for the current week, i.e. 6.200 glider movements for the cumulated year.



IFR flights at regional German airports - in detail

IFR events (take-offs and landings) at the different regional towers in the Federal Republic of Germany with control zone and barely any PPR.

	2021	2020	Trend
Week 33	2.912	2.516	15,7%
Cumulated Weeks	66.001	63.659	3,7%

	Week 33	Trend	Week 1 - 33	Trend
EDAH Heringsdorf	14	-39,1%	372	-2,1%
EDFH Frankfurt-Hahn	285	2,5%	7.102	2,6%
EDFM Mannheim City	77	-14,4%	2.924	3,2%
EDHL Lübeck-Blankensee	85	51,8%	1.909	63,0%
EDJA Memmingen	316	17,0%	5.684	-1,1%
EDLN Mönchengladbach	196	22,5%	5.154	30,3%
EDLP Paderborn/Lippstadt	165	28,9%	3.536	9,3%
EDLV Niederrhein	191	54,0%	2.425	14,8%
EDLW Dortmund	491	2,9%	9.800	3,2%
EDMA Augsburg	121	-12,3%	4.814	17,6%
EDNY Friedrichshafen	104	48,6%	2.086	-31,7%
EDOP Schwerin-Parchim	0	N/A	0	N/A
EDQM Hof-Plauen	24	-25,0%	862	-2,8%
EDSB Karlsruhe/Baden-Baden	246	5,1%	5.033	-2,9%
EDTL Lahr	22	4,8%	822	20,0%
EDVE Braunschweig-Wolfsburg	54	-12,9%	3.016	-6,6%
EDVK Kassel-Calden	98	50,8%	2.038	-10,8%
EDXW Sylt	198	-3,4%	3.654	16,1%
ETNL Laage	216	166,7%	3.344	-2,6%
ETSI Ingolstadt/Manching	9	OLC*	1.426	-21,3%

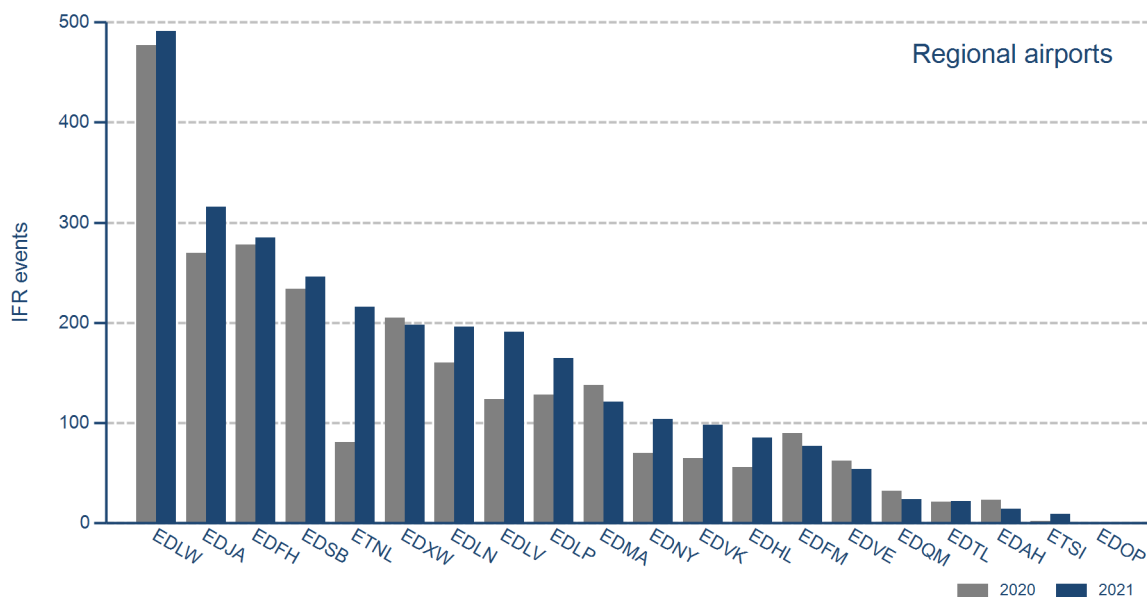
*The value is of limited conclusiveness (OLC).

OLC: Trend > 200%

Please note: the airport Schwerin-Parchim (EDOP) is currently closed.

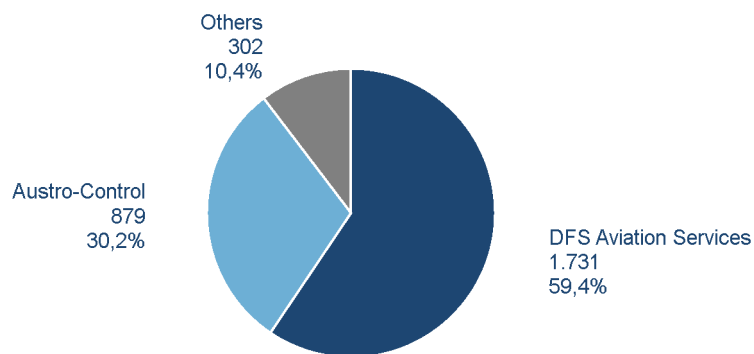
IFR flights at regional German airports - in detail

IFR events (take-offs and landings) at the different regional towers in the Federal Republic of Germany with control zone and barely any PPR.



IFR flights at regional German airports - air traffic service providers

Percentage of IFR events (take-offs and landings) at the regional towers in the Federal Republic of Germany differentiated between DFS Aviation Services, Austro Control and other providers.



- DFS Aviation Services: Dortmund (EDLW), Friedrichshafen (EDNY), Karlsruhe/Baden-Baden (EDSB), Lahr (EDTL), Magdeburg/Cochstedt (EDBC), Memmingen (EDJA), Mönchengladbach (EDLN), Niederrhein (EDLV), Paderborn/Lippstadt (EDLP)
- Austro Control: Augsburg (EDMA), Braunschweig-Wolfsburg (EDVE), Frankfurt-Hahn (EDFH), Heringsdorf (EDAH), Hof-Plauen (EDQM), Kassel-Calden (EDVK), Lübeck-Blankensee (EDHL), Schwerin-Parchim (EDOP), Sylt (EDXW)
- Others: Ingolstadt/Mancing (ETSI), Laage (ETNL), Mannheim City (EDFM)

ATFM Arrival Delay

(Data Source: NM statistics, DFS LIZ)

ATFM Arrival Delay with reference to the relevant airport, in minutes per IFR arrival.

ATFM Arrival Delay:

sum of all arrival ATFM delay divided by the sum of all inbound flights for the particular traffic volume

Airports		ATC Delay [min/arrival]	non ATC Delay [min/arrival]	
	All Airports	0	0,3231	
EDDK	Köln/Bonn	0	1,4647	
EDDB	Berlin-Brandenburg	0	0,4939	
EDDF	Frankfurt/Main	0	0,3352	
EDDP	Leipzig/Halle	0	0,2388	
EDDM	München	0	0,2145	

Please note: The ATFM delay data are provided by NM statistics. Due to internal distribution of the ATFM delay, data are modified by OX/OP. The inbound flight information is based on LIZ statistics.

All Airports means all international German airports: Berlin-Brandenburg (EDDB), Bremen (EDDW), Dresden (EDDC), Düsseldorf (EDDL), Erfurt/Weimar (EDDE), Frankfurt/Main (EDDF), Hamburg (EDDH), Hannover (EDDV), Köln/Bonn (EDDK), Leipzig/Halle (EDDP), München (EDDM), Münster/Osnabrück (EDDG), Nürnberg (EDDN), Saarbrücken (EDDR), Stuttgart (EDDS)