



LIZ Bulletin

DFS Situation and Information Centre

Week 32

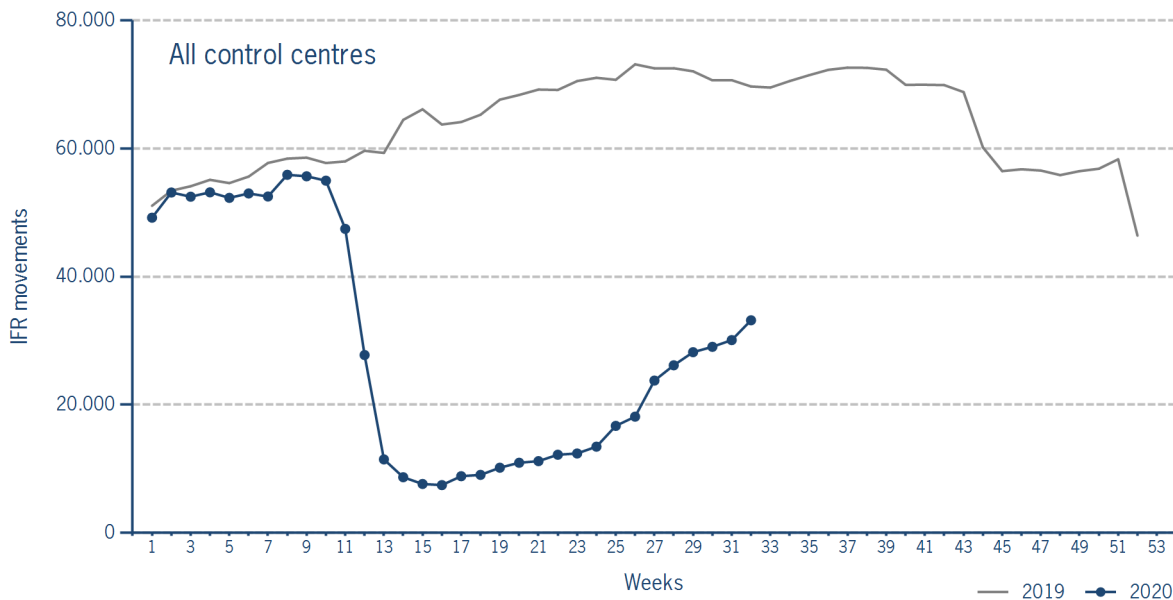
3 AUG 2020 - 9 AUG 2020

Version 12.08.2020

IFR flights in the Federal Republic of Germany

IFR movements (entries, exits, overflights and domestics) in all control sectors with a German designator.

	2020	2019	Trend
Week 32	33.181	69.703	-52,4%
Cumulated Weeks	936.110	2.045.434	-54,2%

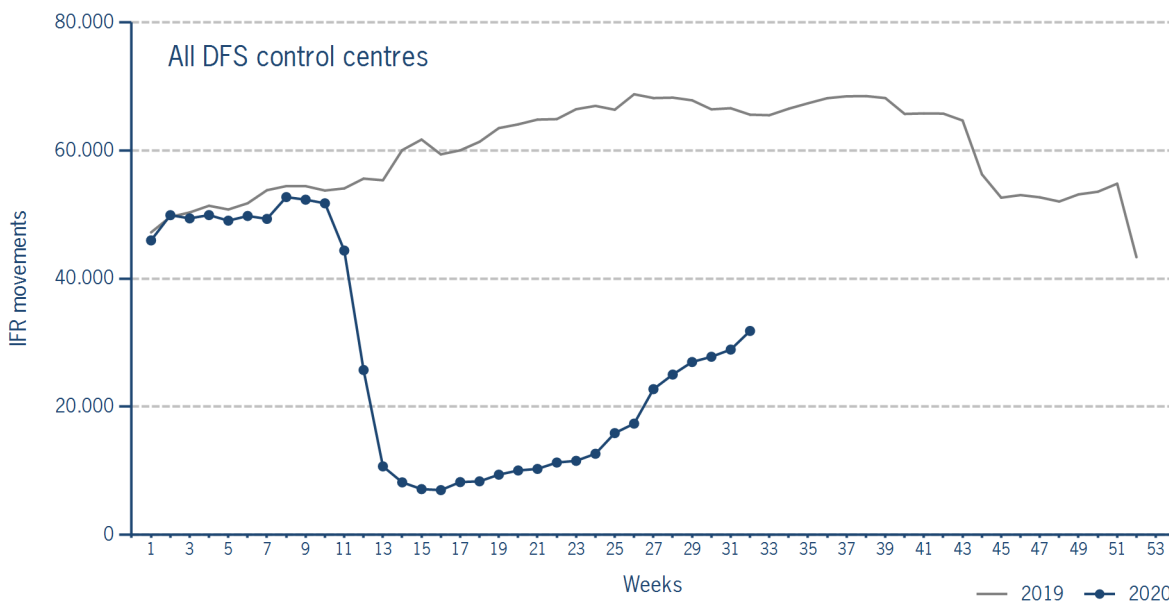


Please note: This count covers the traffic in the area build by all control sectors with a German designator („ED“), regardless of the service provider, including civil and military traffic in sectors controlled by DFS and Maastricht UAC (Maastricht-Hannover sectors). The area counted is composed of modular control sectors designed for ATC purposes with partly cross border structures and is therefore not identical to the political border of the Federal Republic of Germany or the national Flight Information Region (FIR).

IFR flights controlled by DFS

IFR movements (entries, exits, overflights and domestics) in control sectors controlled by DFS.

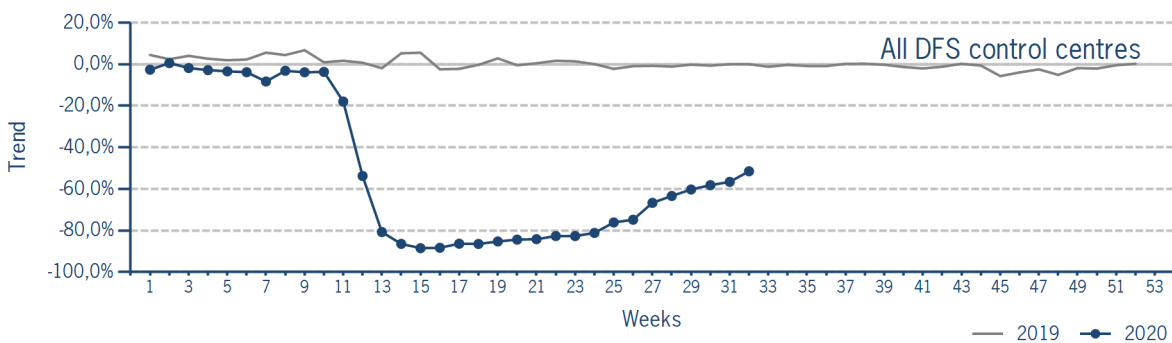
	2020	2019	Trend
Week 32	31.829	65.612	-51,5%
Cumulated Weeks	881.463	1.914.377	-54,0%



Please note: This count covers the traffic in the area build by control sectors of DFS control centres, including civil and military traffic. Traffic in Maastricht UAC (Maastricht-Hannover sectors) is not counted.

IFR flights controlled by DFS - trend

Trend in the number of IFR movements (entries, exits, overflights and domestics) in control sectors controlled by DFS.

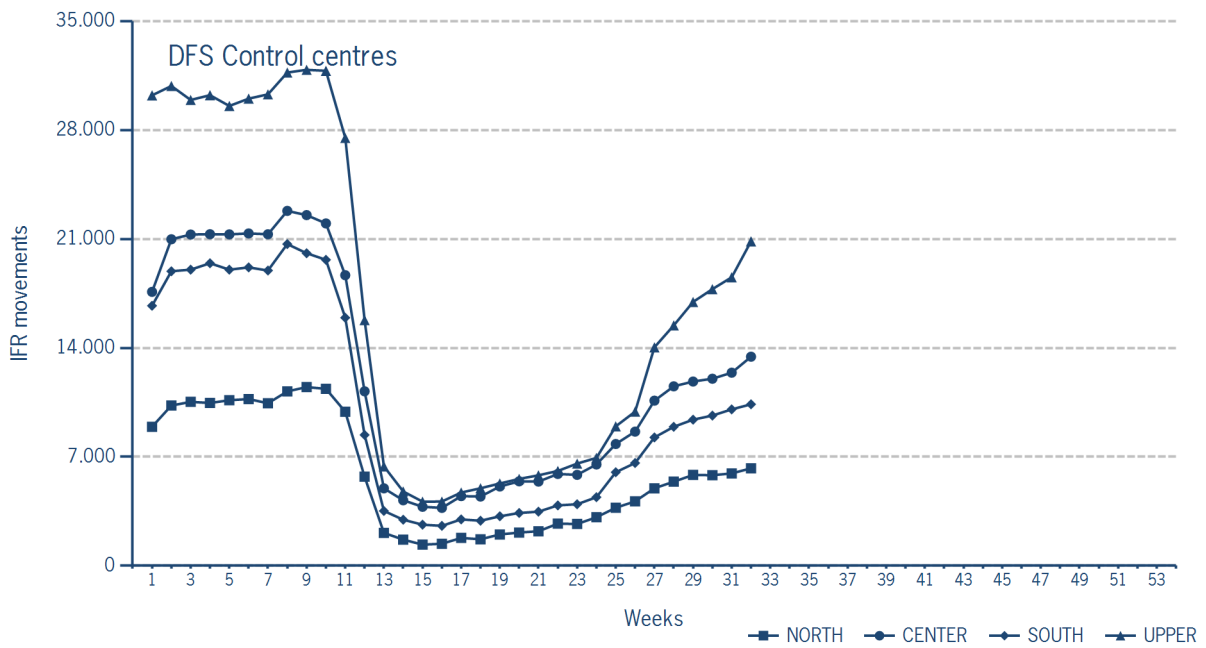


IFR flights controlled by DFS - in detail

IFR movements (entries, exits, overflights and domestics) controlled by DFS at the different control centres.

	NORTH	CENTER	SOUTH	UPPER
Week 32	6.263	13.436	10.376	20.849
Trend	-52,5%	-50,3%	-57,6%	-45,7%
Cumulated Weeks	188.708	390.443	325.150	537.624
Trend	-54,1%	-52,2%	-55,2%	-51,9%

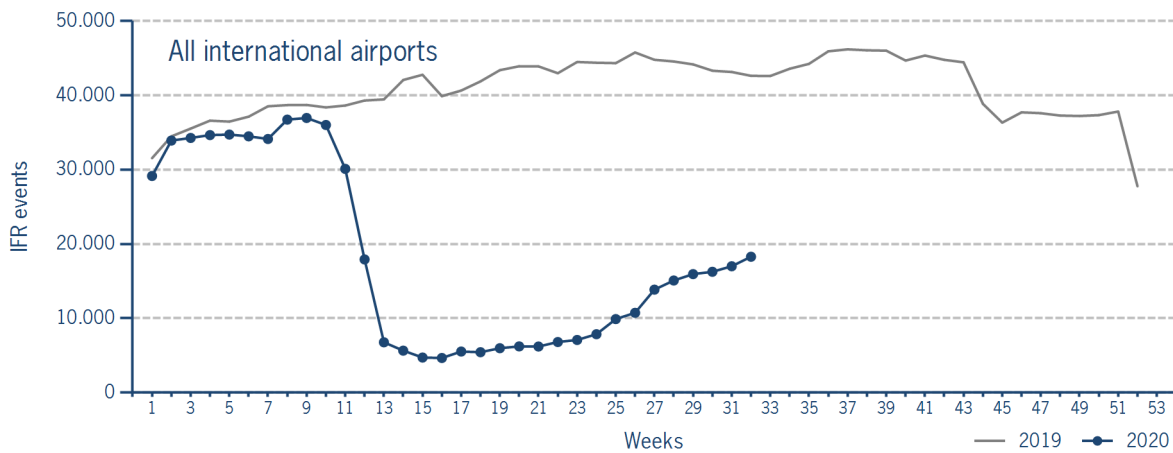
Please note: The trend numbers compare counts of the airspaces in their current configuration to the count of the same airspace in 2019.



IFR flights at international German airports

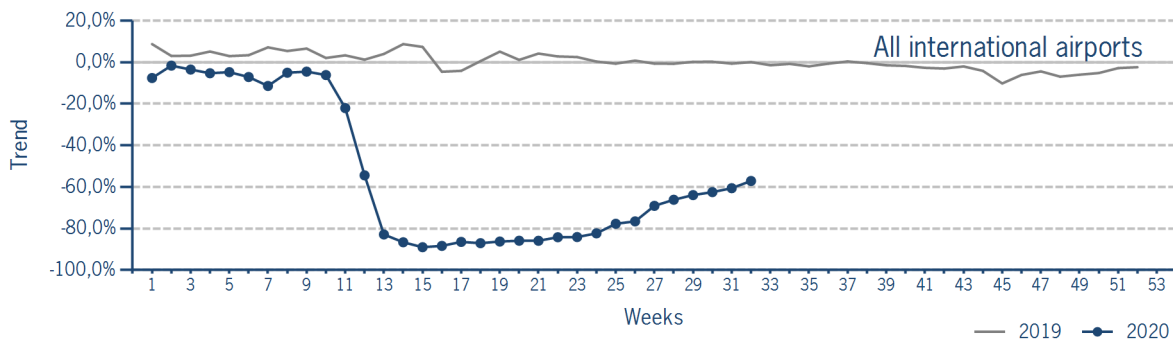
IFR events (take-offs and landings) at the international DFS towers in the Federal Republic of Germany.

	2020	2019	Trend
Week 32	18.284	42.626	-57,1%
Cumulated Weeks	583.028	1.306.441	-55,4%



IFR flights at international German airports - trend

Trend in the number of IFR events (take-offs and landings) at the international DFS towers in the Federal Republic of Germany.



IFR flights at international German airports - airport category

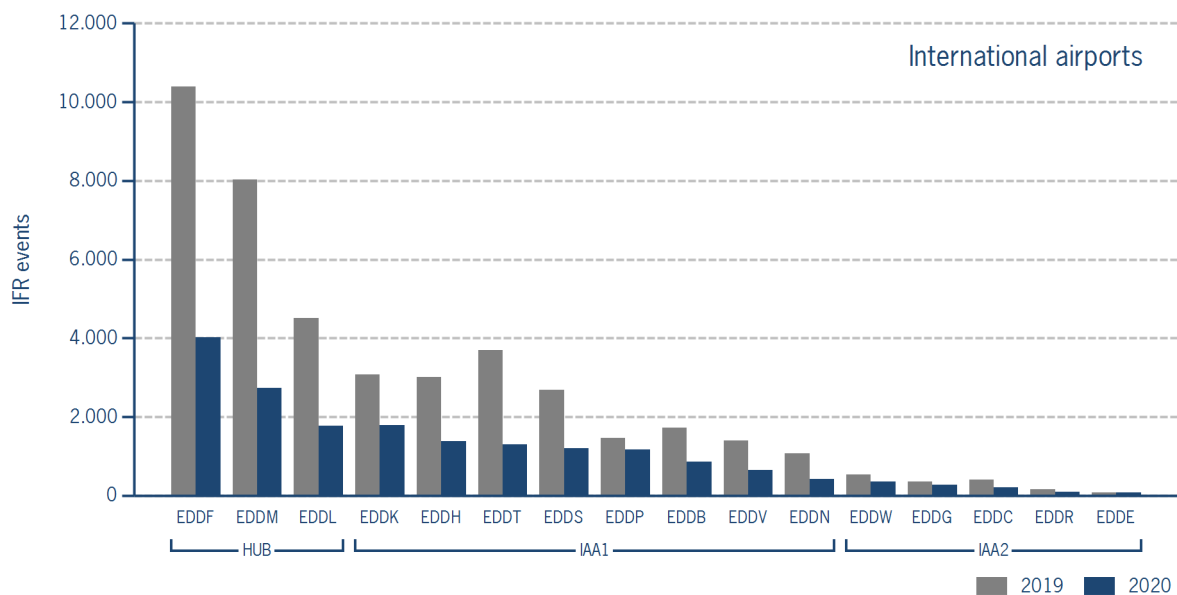
IFR events (take-offs and landings) at the international DFS towers in the Federal Republic of Germany differentiated by Hub Gateways (HUB), International Access Airports 1 (IAA1) and International Access Airports 2 (IAA2).

	HUB	IAA1	IAA2
Week 32	8.532	8.759	993
Trend	-62,8%	-51,7%	-35,7%
Cumulated Weeks	296.637	260.414	25.977
Trend	-58,2%	-52,5%	-46,8%

IFR flights at international German airports - in detail

IFR events (take-offs and landings) at the different international DFS towers in the Federal Republic of Germany.

		Week 32	Trend	Week 1 - 32	Trend
HUB					
EDDF	Frankfurt/Main	4.028	-61,2%	141.079	-55,4%
EDDL	Düsseldorf	1.775	-60,7%	54.783	-60,4%
EDDM	München	2.729	-66,0%	100.775	-60,4%
IAA1					
EDDB	Berlin-Schönefeld	863	-50,1%	25.279	-55,3%
EDDH	Hamburg	1.378	-54,2%	39.293	-57,1%
EDDK	Köln/Bonn	1.791	-41,8%	49.245	-42,4%
EDDN	Nürnberg	414	-61,5%	13.565	-54,2%
EDDP	Leipzig/Halle	1.163	-20,6%	37.175	-19,0%
EDDS	Stuttgart	1.201	-55,4%	32.651	-59,6%
EDDT	Berlin-Tegel	1.299	-64,9%	45.413	-62,0%
EDDV	Hannover	650	-53,5%	17.793	-54,4%
IAA2					
EDDC	Dresden	203	-50,4%	5.613	-55,0%
EDDE	Erfurt/Weimar	81	-5,8%	2.097	-24,3%
EDDG	Münster/Osnabrück	269	-22,7%	6.425	-42,1%
EDDR	Saarbrücken	91	-42,4%	2.388	-49,1%
EDDW	Bremen	349	-35,7%	9.454	-46,8%



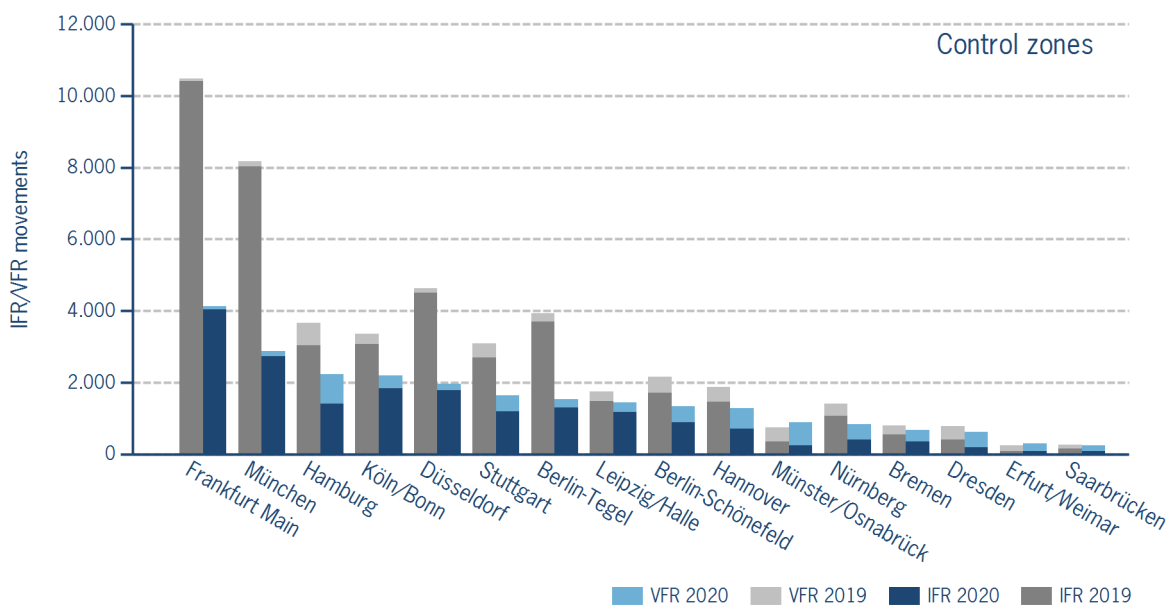
IFR/VFR flights in control zones of DFS towers

IFR/VFR movements (entries, exits, overflights and domestics) at the different control zones of international DFS towers.

	Week 32	Trend	Week 1 - 32	Trend
Berlin-Schönefeld	1.339	-37,8%	34.361	-48,3%
Berlin-Tegel	1.533	-61,0%	50.829	-59,3%
Bremen	666	-16,4%	16.314	-36,8%
Dresden	618	-21,1%	13.061	-38,6%
Düsseldorf	1.953	-57,8%	59.564	-58,3%
Erfurt/Weimar	294	23,5%	5.690	-26,8%
Frankfurt Main	4.135	-60,5%	144.597	-54,8%
Hamburg	2.222	-39,3%	54.214	-50,1%
Hannover	1.286	-31,6%	30.807	-41,0%
Köln/Bonn	2.192	-34,9%	57.599	-39,1%
Leipzig/Halle	1.447	-17,2%	44.588	-18,0%
München	2.866	-64,9%	104.519	-59,5%
Münster/Osnabrück	885	20,2%	17.112	-24,9%
Nürnberg	830	-41,2%	20.886	-46,2%
Saarbrücken	242	-4,0%	4.740	-37,4%
Stuttgart	1.635	-47,0%	41.430	-54,4%

Additional information:

Münster reported 80 glider movements for the current week, i.e. 2.368 glider movements for the cumulated year.



IFR flights at regional German airports - in detail

IFR events (take-offs and landings) at the different regional towers in the Federal Republic of Germany with control zone and barely any PPR.

	2020	2019	Trend
Week 32	2.624	3.146	-16,6%
Cumulated Weeks	61.143	99.590	-38,6%

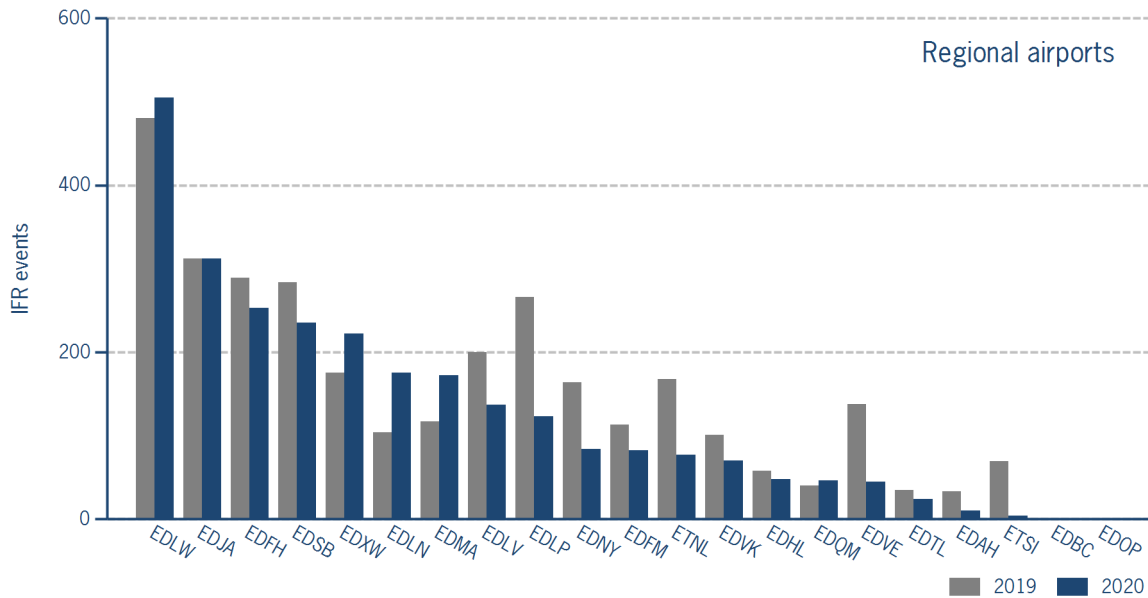
	Week 32	Trend	Week 1 - 32	Trend
EDAH Heringsdorf	10	-69,7%	357	-34,4%
EDBC Magdeburg/Cochstedt	0	N/A	0	-100,0%
EDFH Frankfurt-Hahn	253	-12,5%	6.641	-35,0%
EDFM Mannheim City	82	-27,4%	2.744	-34,1%
EDHL Lübeck-Blankensee	48	-17,2%	1.115	-34,1%
EDJA Memmingen	312	0,0%	5.480	-42,9%
EDLN Mönchengladbach	175	68,3%	3.795	-3,2%
EDLP Paderborn/Lippstadt	123	-53,8%	3.107	-61,7%
EDLV Niederrhein	137	-31,5%	1.988	-66,1%
EDLW Dortmund	505	5,2%	9.017	-37,7%
EDMA Augsburg	172	47,0%	3.955	-8,5%
EDNY Friedrichshafen	84	-48,8%	2.984	-55,1%
EDOP Schwerin-Parchim	0	N/A	0	-100,0%
EDQM Hof-Plauen	46	15,0%	855	-11,3%
EDSB Karlsruhe/Baden-Baden	235	-17,3%	4.947	-34,5%
EDTL Lahr	24	-31,4%	664	-28,1%
EDVE Braunschweig-Wolfsburg	45	-67,4%	3.168	-42,7%
EDVK Kassel-Calden	70	-30,7%	2.219	-22,2%
EDXW Sylt	222	26,9%	2.942	-21,3%
ETNL Laage	77	-54,2%	3.354	-35,1%
ETSI Ingolstadt/Manching	4	-94,2%	1.811	-44,9%

*The value is of limited conclusiveness (OLC).

Please note: The airport Magdeburg-Cochstedt (EDBC) is currently closed and the airport Sylt (EDXW) is now assigned to Austro Control.

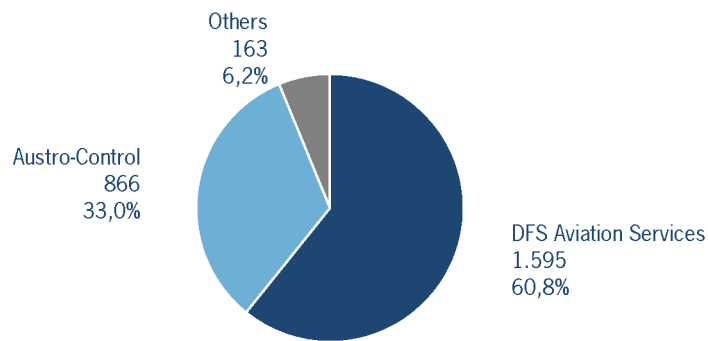
IFR flights at regional German airports - in detail

IFR events (take-offs and landings) at the different regional towers in the Federal Republic of Germany with control zone and barely any PPR.



IFR flights at regional German airports - air traffic service providers

Percentage of IFR events (take-offs and landings) at the regional towers in the Federal Republic of Germany differentiated between DFS Aviation Services, Austro Control and other providers.



- DFS Aviation Services: Dortmund (EDLW), Friedrichshafen (EDNY), Karlsruhe/Baden-Baden (EDSB), Lahr (EDTL), Magdeburg/Cochstedt (EDBC), Memmingen (EDJA), Mönchengladbach (EDLN), Niederrhein (EDLV), Paderborn/Lippstadt (EDLP)
- Austro Control: Augsburg (EDMA), Braunschweig-Wolfsburg (EDVE), Frankfurt-Hahn (EDFH), Heringsdorf (EDAH), Hof-Plauen (EDQM), Kassel-Calden (EDVK), Lübeck-Blankensee (EDHL), Schwerin-Parchim (EDOP), Sylt (EDXW)
- Others: Ingolstadt/Manching (ETSI), Laage (ETNL), Mannheim City (EDFM)




ATFM Arrival Delay

(Data Source: NM statistics, DFS LIZ)

ATFM Arrival Delay with reference to the relevant airport, in minutes per IFR arrival.

ATFM Arrival Delay:

sum of all arrival ATFM delay divided by the sum of all inbound flights for the particular traffic volume

Airports		ATC Delay [min/arrival]	non ATC Delay [min/arrival]	
	All Airports	0,0206	0,0275	
EDDT	Berlin-Tegel	0,2917	0	
EDDF	Frankfurt/Main	0	0,1253	

Please note: The ATFM delay data are provided by NM statistics. Due to internal distribution of the ATFM delay, data are modified by CC/FC and TWR/M. The inbound flight information is based on LIZ statistics.

All Airports means all international German airports: Berlin-Schönefeld (EDDB), Berlin-Tegel (EDDT), Bremen (EDDW), Dresden (EDDC), Düsseldorf (EDDL), Erfurt/Weimar (EDDE), Frankfurt/Main (EDDF), Hamburg (EDDH), Hannover (EDDV), Köln/Bonn (EDDK), Leipzig/Halle (EDDP), München (EDDM), Münster/Osnabrück (EDDG), Nürnberg (EDDN), Saarbrücken (EDDR), Stuttgart (EDDS)