



LIZ Bulletin

Week 31

DFS Situation and Information Centre

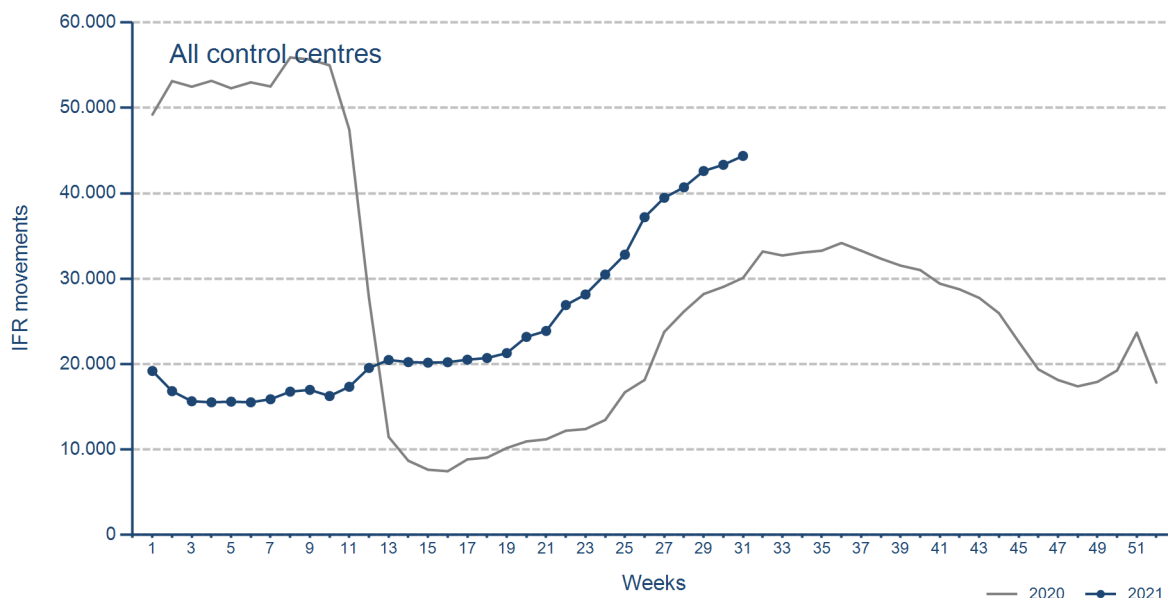
2 AUG 2021 - 8 AUG 2021

Version 13.08.2021

IFR flights in the Federal Republic of Germany

IFR movements (entries, exits, overflights and domestics) in all control sectors with a German designator.

	2021	2020	Trend
Week 31	44.374	30.086	47,5%
Cumulated Weeks	757.558	902.929	-16,1%

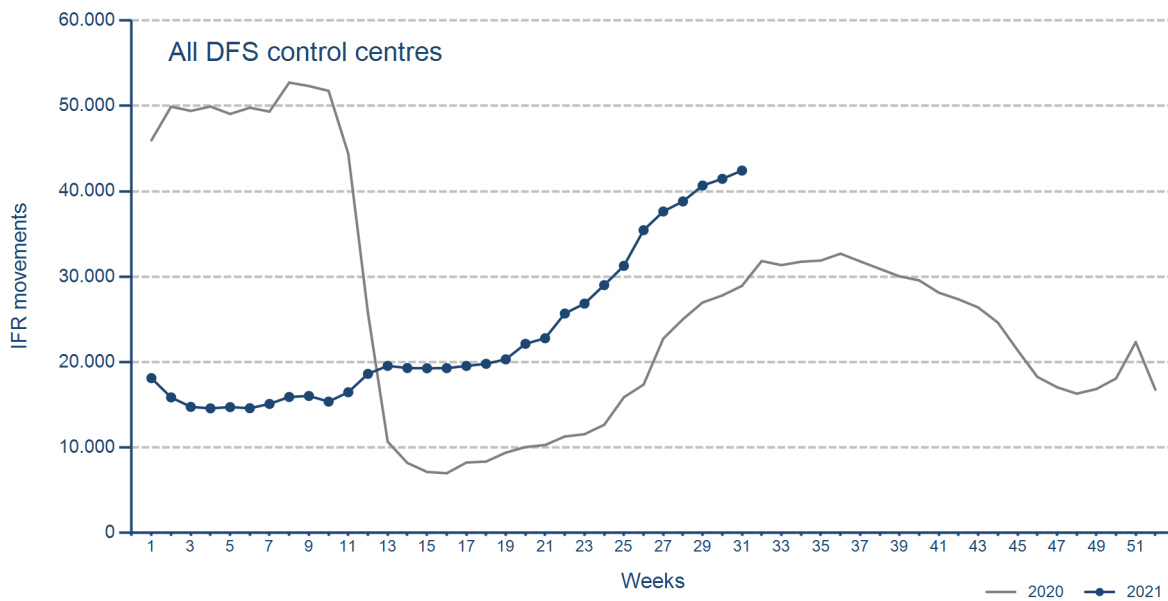


Please note: This count covers the traffic in the area build by all control sectors with a German designator („ED“), regardless of the service provider, including civil and military traffic in sectors controlled by DFS and Maastricht UAC (Maastricht-Hannover sectors). The area counted is composed of modular control sectors designed for ATC purposes with partly cross border structures and is therefore not identical to the political border of the Federal Republic of Germany or the national Flight Information Region (FIR).

IFR flights controlled by DFS

IFR movements (entries, exits, overflights and domestics) in control sectors controlled by DFS.

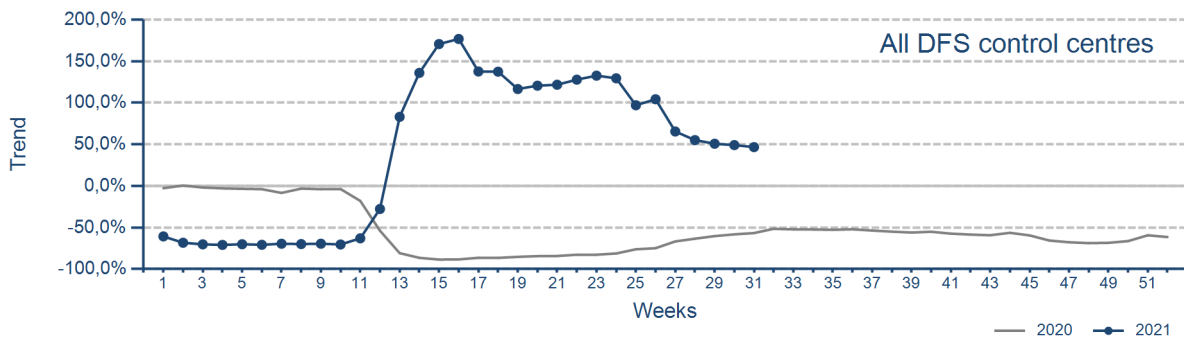
	2021	2020	Trend
Week 31	42.428	28.917	46,7%
Cumulated Weeks	721.182	849.634	-15,1%



Please note: This count covers the traffic in the area built by control sectors of DFS control centres, including civil and military traffic. Traffic in Maastricht UAC (Maastricht-Hannover sectors) is not counted.

IFR flights controlled by DFS - trend

Trend in the number of IFR movements (entries, exits, overflights and domestics) in control sectors controlled by DFS.

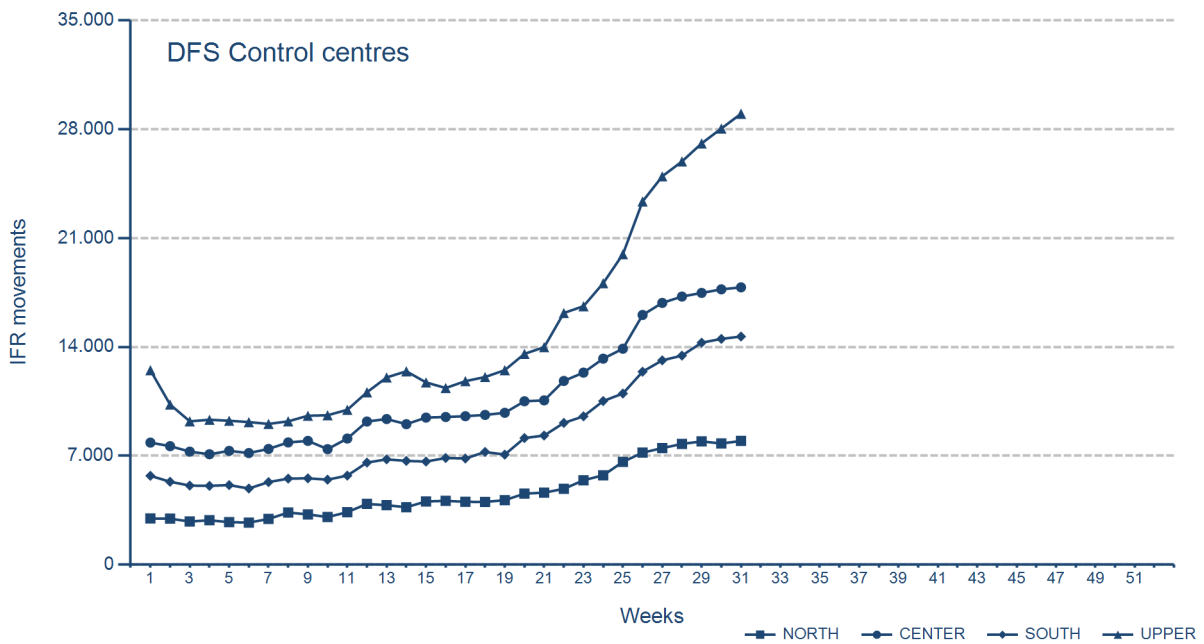


IFR flights controlled by DFS - in detail

IFR movements (entries, exits, overflights and domestics) controlled by DFS at the different control centres.

	NORTH	CENTER	SOUTH	UPPER
Week 31	7.956	17.828	14.668	28.987
Trend	34,1%	43,7%	46,0%	56,3%
Cumulated Weeks	142.854	334.136	252.571	458.892
Trend	-21,7%	-11,4%	-19,8%	-11,2%

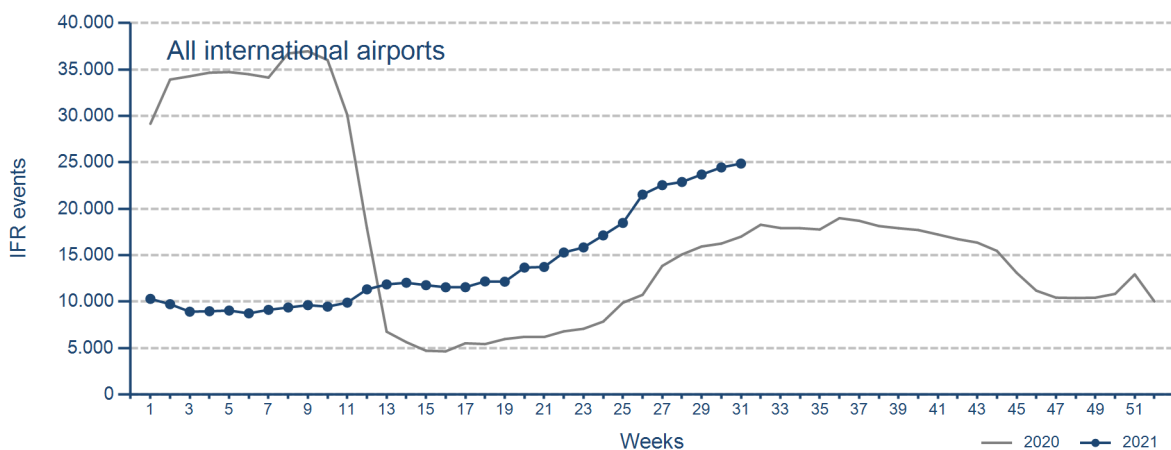
Please note: The trend numbers compare counts of the airspaces in their current configuration to the count of the same airspace in 2020.



IFR flights at international German airports

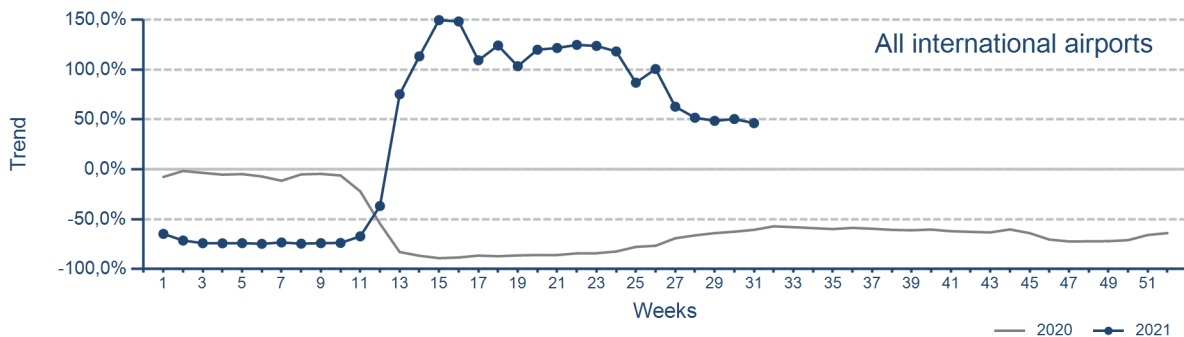
IFR events (take-offs and landings) at the international DFS towers in the Federal Republic of Germany.

	2021	2020	Trend
Week 31	24.870	17.003	46,3%
Cumulated Weeks	431.888	564.744	-23,5%



IFR flights at international German airports - trend

Trend in the number of IFR events (take-offs and landings) at the international DFS towers in the Federal Republic of Germany.



IFR flights at international German airports - airport category

IFR events (take-offs and landings) at the international DFS towers in the Federal Republic of Germany differentiated by Hub Gateways (HUB), International Access Airports 1 (IAA1) and International Access Airports 2 (IAA2).

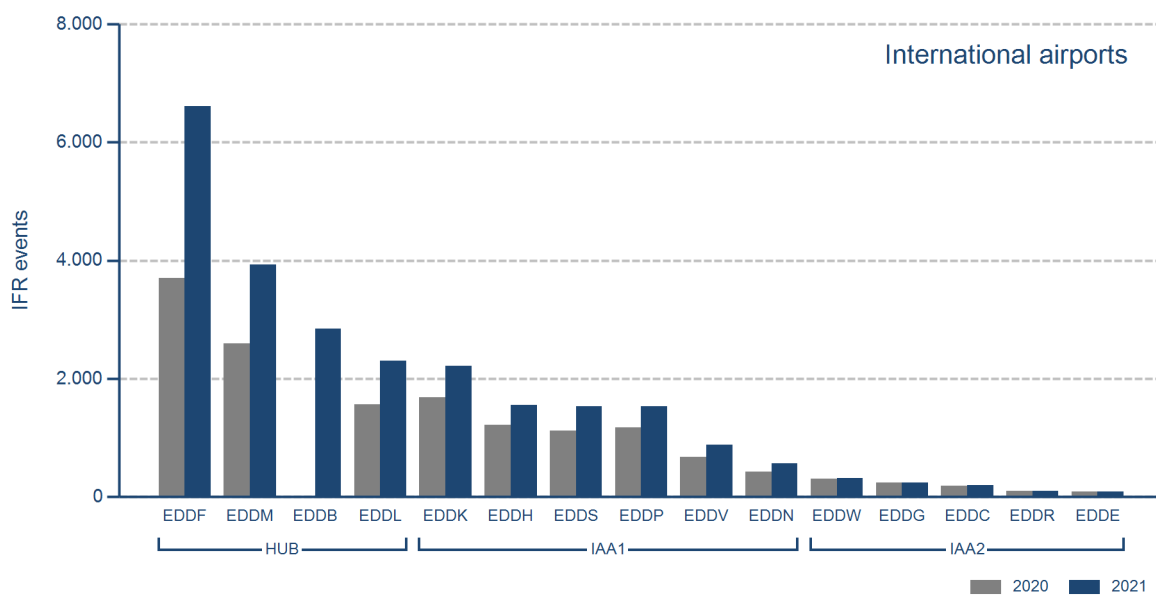
	HUB	IAA1	IAA2
Week 31	15.692	8.250	928
Trend*	99,6%	-0,1%	4,9%
Cumulated Weeks	259.485	155.932	16.471
Trend*	-9,9%	-38,0%	-34,1%

*Please note: Berlin-Schönefeld used to be listed as IAA1. Berlin-Brandenburg is listed as a HUB.

IFR flights at international German airports - in detail

IFR events (take-offs and landings) at the different international DFS towers in the Federal Republic of Germany.

	Week 31	Trend	Week 1 - 31	Trend
HUB				
EDDB Berlin-Brandenburg	2.839	N/A	42.598	N/A
EDDF Frankfurt/Main	6.612	78,4%	124.343	-9,3%
EDDL Düsseldorf	2.306	47,3%	33.490	-36,8%
EDDM München	3.935	51,9%	59.054	-39,8%
IAA1				
EDDH Hamburg	1.546	27,0%	26.409	-30,3%
EDDK Köln/Bonn	2.215	31,4%	44.182	-6,9%
EDDN Nürnberg	558	33,8%	8.495	-35,4%
EDDP Leipzig/Halle	1.526	30,3%	41.183	14,4%
EDDS Stuttgart	1.527	36,1%	22.280	-29,2%
EDDV Hannover	878	30,5%	13.383	-21,9%
IAA2				
EDDC Dresden	199	9,9%	2.852	-47,3%
EDDE Erfurt/Weimar	85	6,3%	1.683	-16,5%
EDDG Münster/Osnabrück	232	-1,7%	4.292	-30,3%
EDDR Saarbrücken	99	8,8%	1.678	-26,9%
EDDW Bremen	313	5,4%	5.966	-34,5%



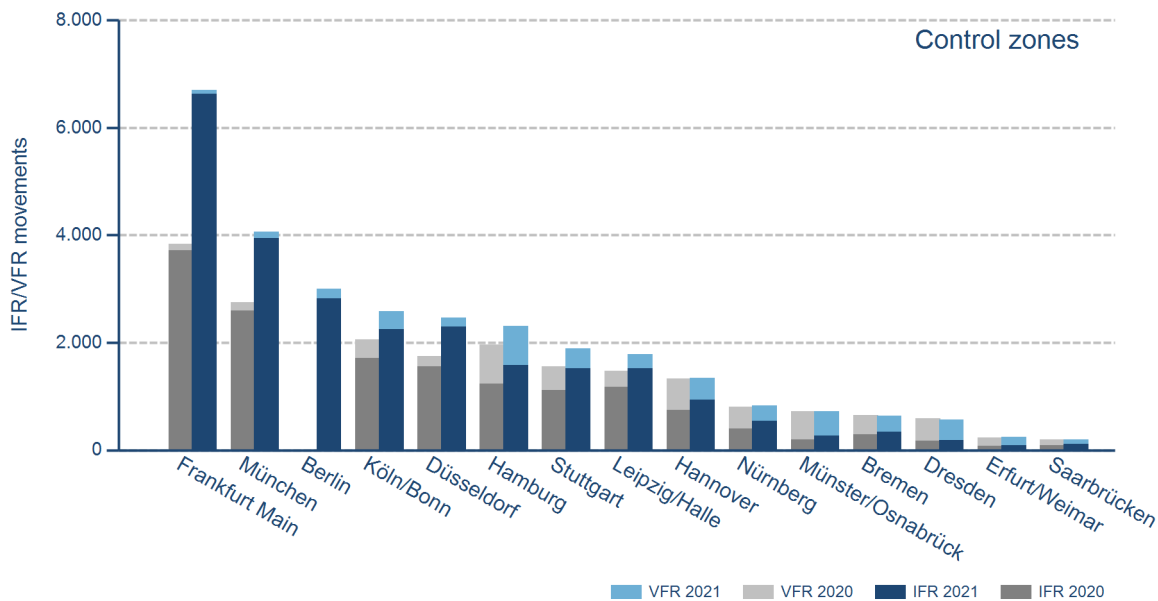
IFR/VFR flights in control zones of DFS towers

IFR/VFR movements (entries, exits, overflights and domestics) at the different control zones of international DFS towers.

	Week 31	Trend	Week 1 - 31	Trend
Berlin	3.008	N/A	48.043	N/A
Bremen	635	-2,9%	13.513	-13,6%
Dresden	563	-4,6%	11.042	-11,3%
Düsseldorf	2.464	40,6%	38.329	-33,5%
Erfurt/Weimar	243	5,2%	5.536	2,6%
Frankfurt Main	6.697	74,3%	128.188	-8,7%
Hamburg	2.313	17,5%	43.028	-17,2%
Hannover	1.349	1,0%	27.933	-5,4%
Köln/Bonn	2.587	25,4%	54.305	-2,0%
Leipzig/Halle	1.782	21,1%	49.035	13,7%
München	4.063	47,9%	62.614	-38,4%
Münster/Osnabrück	719	-1,2%	18.101	11,5%
Nürnberg	827	2,7%	17.232	-14,1%
Saarbrücken	203	2,0%	4.788	6,4%
Stuttgart	1.887	21,3%	33.098	-16,8%

Additional information:

Münster reported 178 glider movements for the current week, i.e. 5.830 glider movements for the cumulated year.



IFR flights at regional German airports - in detail

IFR events (take-offs and landings) at the different regional towers in the Federal Republic of Germany with control zone and barely any PPR.

	2021	2020	Trend
Week 31	2.702	2.562	5,5%
Cumulated Weeks	60.243	58.519	2,9%

	Week 31	Trend	Week 1 - 31	Trend
EDAH Heringsdorf	20	100,0%	327	-5,8%
EDFH Frankfurt-Hahn	264	17,3%	6.541	2,4%
EDFM Mannheim City	102	18,6%	2.726	2,4%
EDHL Lübeck-Blankensee	60	39,5%	1.741	63,2%
EDJA Memmingen	317	13,6%	5.082	-1,7%
EDLN Mönchengladbach	122	-35,8%	4.800	32,6%
EDLP Paderborn/Lippstadt	129	11,2%	3.185	6,7%
EDLV Niederrhein	192	60,0%	2.047	10,6%
EDLW Dortmund	506	22,2%	8.786	3,2%
EDMA Augsburg	163	10,9%	4.566	20,7%
EDNY Friedrichshafen	92	-2,1%	1.897	-34,6%
EDOP Schwerin-Parchim	0	N/A	0	N/A
EDQM Hof-Plauen	15	-55,9%	797	-1,5%
EDSB Karlsruhe/Baden-Baden	227	-7,0%	4.545	-3,5%
EDTL Lahr	23	-36,1%	764	19,4%
EDVE Braunschweig-Wolfsburg	61	-21,8%	2.910	-6,8%
EDVK Kassel-Calden	57	-41,8%	1.859	-13,5%
EDXW Sylt	212	-3,2%	3.237	19,0%
ETNL Laage	113	36,1%	3.019	-7,9%
ETSI Ingolstadt/Manching	27	-41,3%	1.414	-21,7%

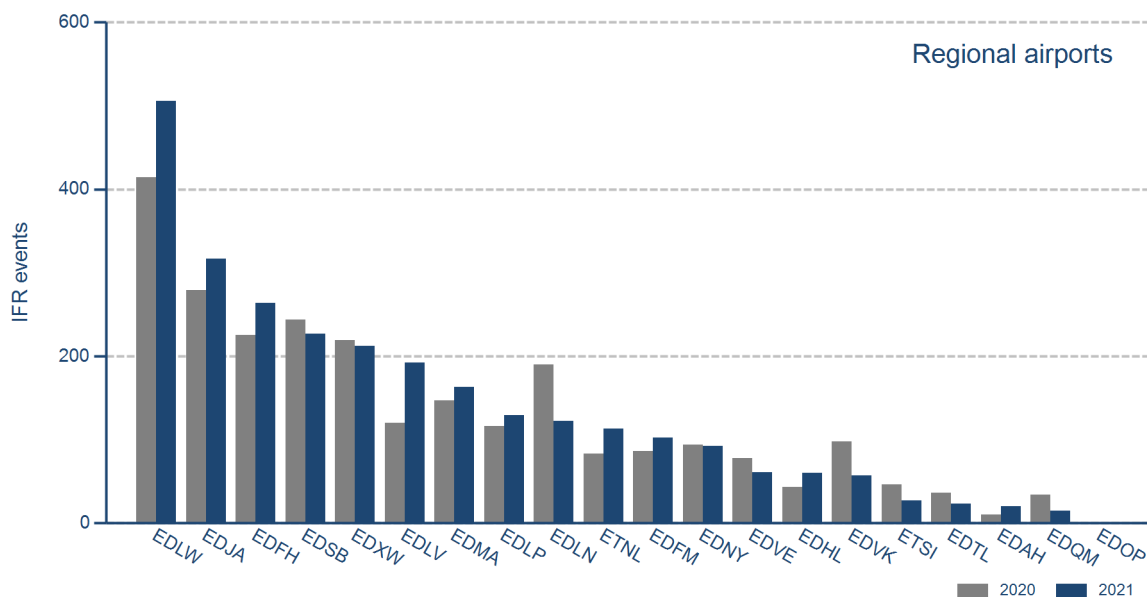
*The value is of limited conclusiveness (OLC).

OLC: Trend > 200%

Please note: the airport Schwerin-Parchim (EDOP) is currently closed.

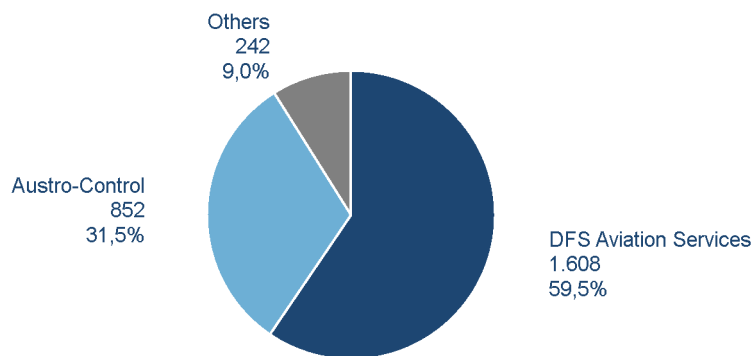
IFR flights at regional German airports - in detail

IFR events (take-offs and landings) at the different regional towers in the Federal Republic of Germany with control zone and barely any PPR.



IFR flights at regional German airports - air traffic service providers

Percentage of IFR events (take-offs and landings) at the regional towers in the Federal Republic of Germany differentiated between DFS Aviation Services, Austro Control and other providers.



- DFS Aviation Services: Dortmund (EDLW), Friedrichshafen (EDNY), Karlsruhe/Baden-Baden (EDSB), Lahr (EDTL), Magdeburg/Cochstedt (EDBC), Memmingen (EDJA), Mönchengladbach (EDLN), Niederrhein (EDLV), Paderborn/Lippstadt (EDLP)
- Austro Control: Augsburg (EDMA), Braunschweig-Wolfsburg (EDVE), Frankfurt-Hahn (EDFH), Heringsdorf (EDAH), Hof-Plauen (EDQM), Kassel-Calden (EDVK), Lübeck-Blankensee (EDHL), Schwerin-Parchim (EDOP), Sylt (EDXW)
- Others: Ingolstadt/Manching (ETSI), Laage (ETNL), Mannheim City (EDFM)

ATFM Arrival Delay

(Data Source: NM statistics, DFS LIZ)

ATFM Arrival Delay with reference to the relevant airport, in minutes per IFR arrival.

ATFM Arrival Delay:

sum of all arrival ATFM delay divided by the sum of all inbound flights for the particular traffic volume

Airports		ATC Delay [min/arrival]	non ATC Delay [min/arrival]	
	All Airports	0,0273	0,3094	
EDDK	Köln/Bonn	0	1,5803	
EDDB	Berlin-Brandenburg	0,1689	0,7530	
EDDF	Frankfurt/Main	0,0302	0,2723	
EDDP	Leipzig/Halle	0	0,1721	

Please note: The ATFM delay data are provided by NM statistics. Due to internal distribution of the ATFM delay, data are modified by OX/OP. The inbound flight information is based on LIZ statistics.

All Airports means all international German airports: Berlin-Brandenburg (EDDB), Bremen (EDDW), Dresden (EDDC), Düsseldorf (EDDL), Erfurt/Weimar (EDDE), Frankfurt/Main (EDDF), Hamburg (EDDH), Hannover (EDDV), Köln/Bonn (EDDK), Leipzig/Halle (EDDP), München (EDDM), Münster/Osnabrück (EDDG), Nürnberg (EDDN), Saarbrücken (EDDR), Stuttgart (EDDS)