



LIZ Bulletin

Week 27

DFS Situation and Information Centre

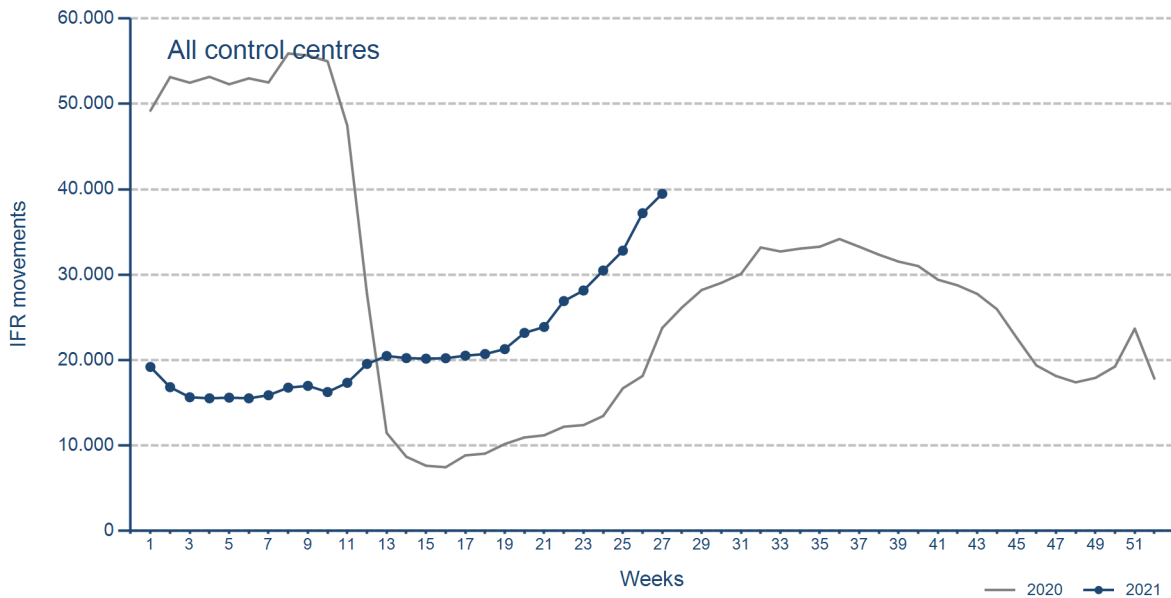
5 JUL 2021 - 11 JUL 2021

Version 02.08.2021

IFR flights in the Federal Republic of Germany

IFR movements (entries, exits, overflights and domestics) in all control sectors with a German designator.

	2021	2020	Trend
Week 27	39.475	23.761	66,1%
Cumulated Weeks	586.537	789.462	-25,7%

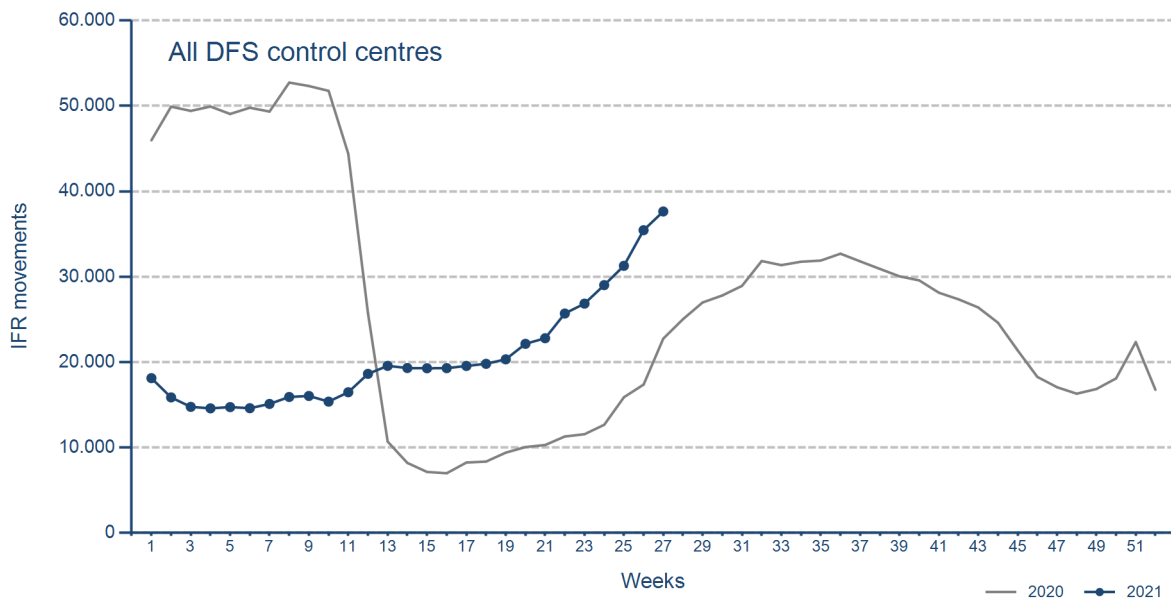


Please note: This count covers the traffic in the area build by all control sectors with a German designator („ED“), regardless of the service provider, including civil and military traffic in sectors controlled by DFS and Maastricht UAC (Maastricht-Hannover sectors). The area counted is composed of modular control sectors designed for ATC purposes with partly cross border structures and is therefore not identical to the political border of the Federal Republic of Germany or the national Flight Information Region (FIR).

IFR flights controlled by DFS

IFR movements (entries, exits, overflights and domestics) in control sectors controlled by DFS.

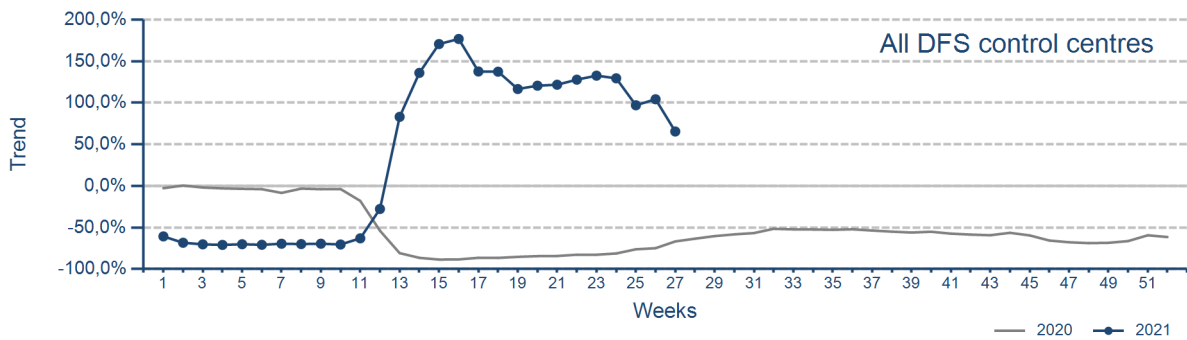
	2021	2020	Trend
Week 27	37.634	22.736	65,5%
Cumulated Weeks	557.812	740.931	-24,7%



Please note: This count covers the traffic in the area built by control sectors of DFS control centres, including civil and military traffic. Traffic in Maastricht UAC (Maastricht-Hannover sectors) is not counted.

IFR flights controlled by DFS - trend

Trend in the number of IFR movements (entries, exits, overflights and domestics) in control sectors controlled by DFS.

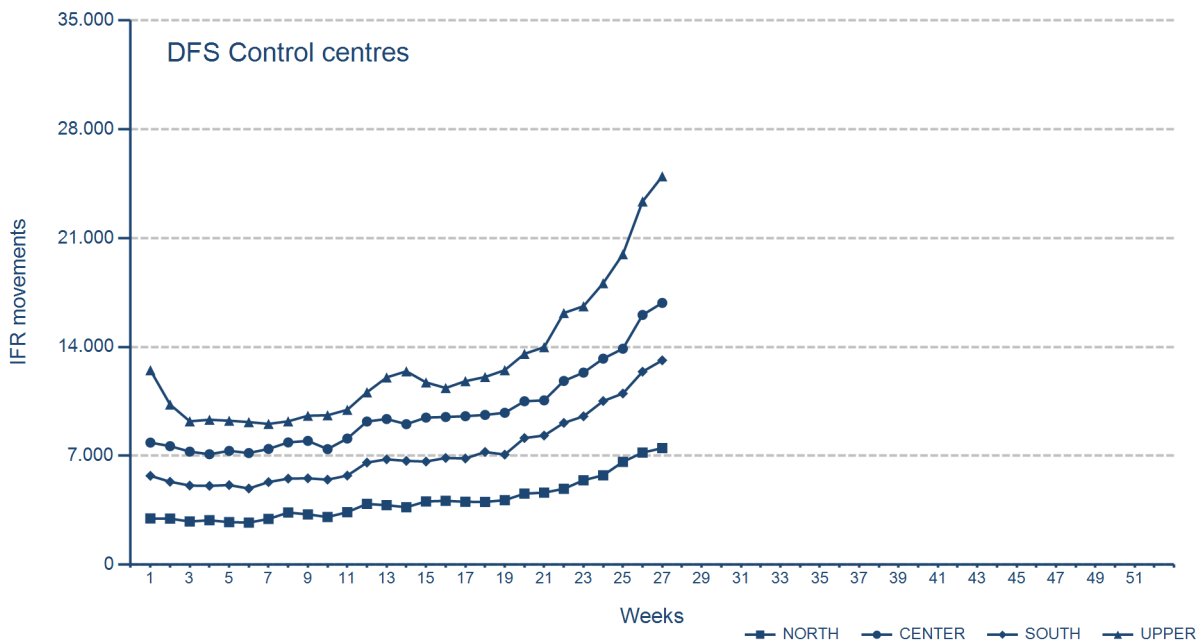


IFR flights controlled by DFS - in detail

IFR movements (entries, exits, overflights and domestics) controlled by DFS at the different control centres.

	NORTH	CENTER	SOUTH	UPPER
Week 27	7.496	16.828	13.137	24.962
Trend	50,6%	58,6%	59,3%	77,8%
Cumulated Weeks	111.413	263.902	195.673	348.870
Trend	-30,1%	-19,8%	-29,3%	-22,1%

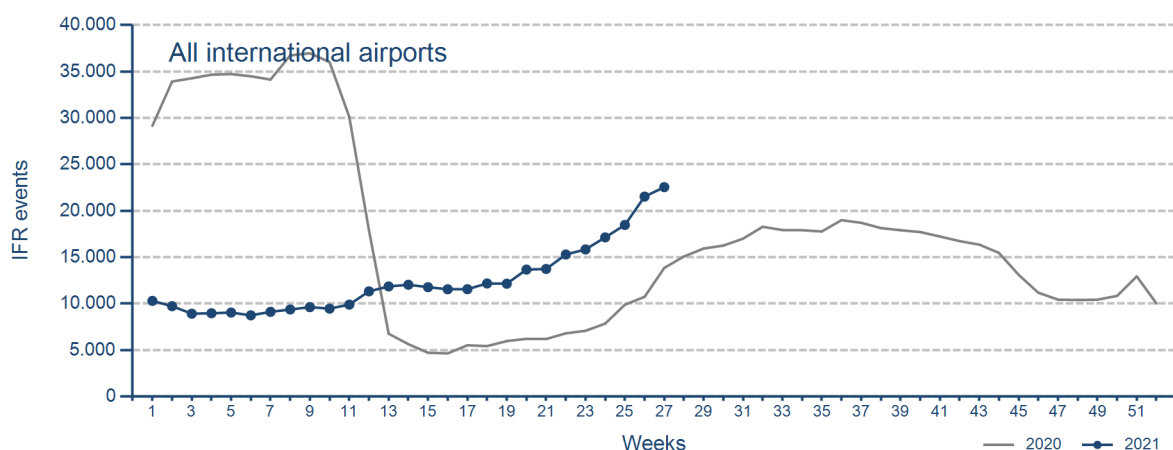
Please note: The trend numbers compare counts of the airspaces in their current configuration to the count of the same airspace in 2020.



IFR flights at international German airports

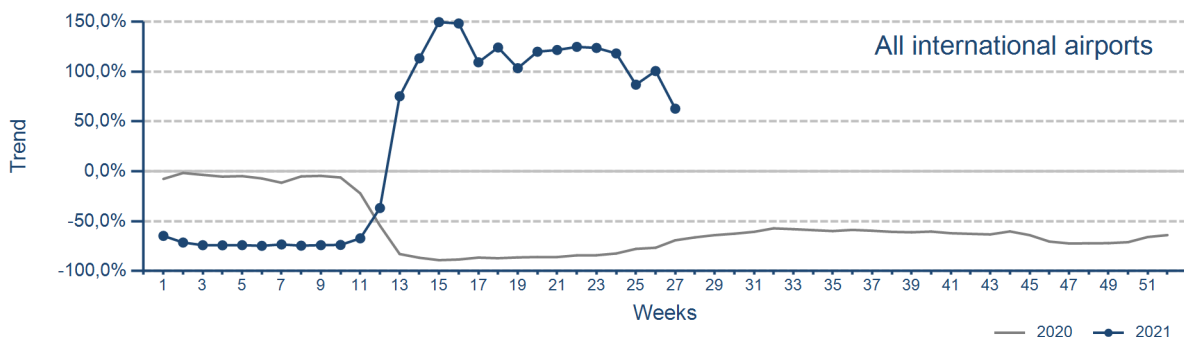
IFR events (take-offs and landings) at the international DFS towers in the Federal Republic of Germany.

	2021	2020	Trend
Week 27	22.550	13.854	62,8%
Cumulated Weeks	335.982	500.455	-32,9%



IFR flights at international German airports - trend

Trend in the number of IFR events (take-offs and landings) at the international DFS towers in the Federal Republic of Germany.



IFR flights at international German airports - airport category

IFR events (take-offs and landings) at the international DFS towers in the Federal Republic of Germany differentiated by Hub Gateways (HUB), International Access Airports 1 (IAA1) and International Access Airports 2 (IAA2).

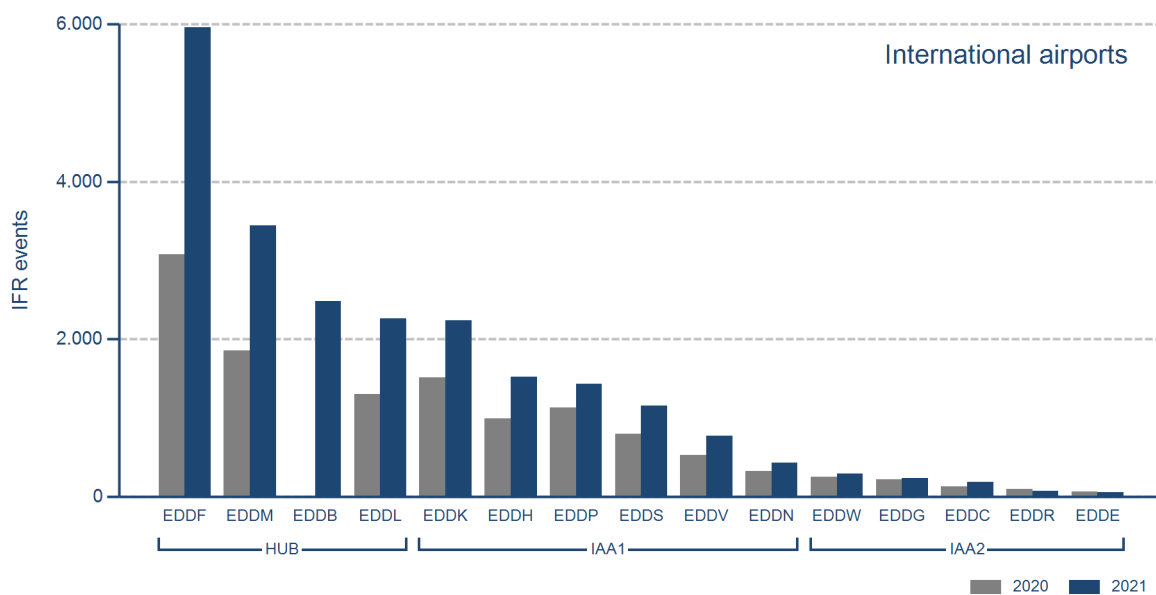
	HUB	IAA1	IAA2
Week 27	14.160	7.553	837
Trend*	127,3%	10,1%	9,7%
Cumulated Weeks	199.279	123.872	12.831
Trend*	-23,0%	-43,8%	-40,2%

*Please note: Berlin-Schönefeld used to be listed as IAA1. Berlin-Brandenburg is listed as a HUB.

IFR flights at international German airports - in detail

IFR events (take-offs and landings) at the different international DFS towers in the Federal Republic of Germany.

	Week 27	Trend	Week 1 - 27	Trend
HUB				
EDDB Berlin-Brandenburg	2.487	N/A	31.886	N/A
EDDF Frankfurt/Main	5.965	93,9%	98.760	-19,6%
EDDL Düsseldorf	2.261	73,9%	24.434	-48,1%
EDDM München	3.447	86,1%	44.199	-50,2%
IAA1				
EDDH Hamburg	1.522	53,4%	20.079	-39,6%
EDDK Köln/Bonn	2.238	48,2%	35.414	-13,6%
EDDN Nürnberg	434	33,1%	6.369	-45,3%
EDDP Leipzig/Halle	1.434	26,3%	35.248	12,4%
EDDS Stuttgart	1.154	44,1%	16.830	-38,7%
EDDV Hannover	771	45,7%	9.932	-31,8%
IAA2				
EDDC Dresden	187	45,0%	2.121	-55,3%
EDDE Erfurt/Weimar	53	-19,7%	1.372	-16,3%
EDDG Münster/Osnabrück	236	8,8%	3.438	-34,6%
EDDR Saarbrücken	73	-26,3%	1.274	-34,4%
EDDW Bremen	288	14,3%	4.626	-41,3%



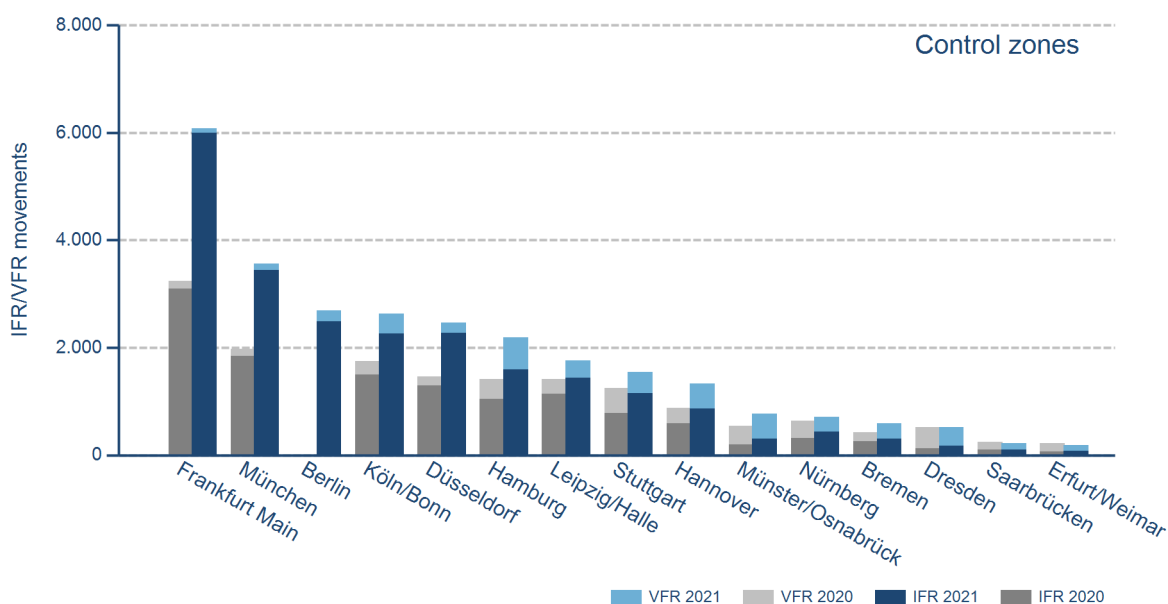
IFR/VFR flights in control zones of DFS towers

IFR/VFR movements (entries, exits, overflights and domestics) at the different control zones of international DFS towers.

	Week 27	Trend	Week 1 - 27	Trend
Berlin	2.691	N/A	36.562	N/A
Bremen	596	40,2%	10.793	-17,5%
Dresden	520	0,8%	8.689	-14,2%
Düsseldorf	2.463	68,5%	28.557	-44,0%
Erfurt/Weimar	190	-15,6%	4.486	4,3%
Frankfurt Main	6.084	87,9%	102.150	-18,8%
Hamburg	2.194	54,9%	33.858	-24,2%
Hannover	1.333	51,6%	22.232	-8,8%
Köln/Bonn	2.629	49,8%	43.931	-7,5%
Leipzig/Halle	1.761	24,2%	41.872	12,3%
München	3.561	79,8%	47.230	-48,5%
Münster/Osnabrück	767	40,7%	15.240	14,4%
Nürnberg	711	11,8%	13.586	-20,2%
Saarbrücken	221	-11,2%	3.879	4,9%
Stuttgart	1.542	23,4%	25.983	-23,5%

Additional information:

Münster reported 218 glider movements for the current week, i.e. 5.152 glider movements for the cumulated year.



IFR flights at regional German airports - in detail

IFR events (take-offs and landings) at the different regional towers in the Federal Republic of Germany with control zone and barely any PPR.

	2021	2020	Trend
Week 27	2.808	2.288	22,7%
Cumulated Weeks	48.884	48.173	1,5%

	Week 27	Trend	Week 1 - 27	Trend
EDAH Heringsdorf	17	30,8%	237	-20,2%
EDFH Frankfurt-Hahn	294	38,7%	5.325	-2,9%
EDFM Mannheim City	103	-1,9%	2.299	3,7%
EDHL Lübeck-Blankensee	56	24,4%	1.464	69,1%
EDJA Memmingen	274	30,5%	3.871	-5,5%
EDLN Mönchengladbach	170	4,3%	4.242	44,7%
EDLP Paderborn/Lippstadt	167	101,2%	2.602	2,4%
EDLV Niederrhein	180	136,8%	1.311	-7,7%
EDLW Dortmund	488	29,4%	6.767	-1,5%
EDMA Augsburg	179	-1,6%	3.855	29,9%
EDNY Friedrichshafen	68	-21,8%	1.502	-41,4%
EDOP Schwerin-Parchim	0	N/A	0	N/A
EDQM Hof-Plauen	35	-22,2%	662	3,8%
EDSB Karlsruhe/Baden-Baden	221	16,9%	3.674	-4,3%
EDTL Lahr	29	-9,4%	642	27,9%
EDVE Braunschweig-Wolfsburg	124	49,4%	2.508	-8,1%
EDVK Kassel-Calden	74	42,3%	1.574	-10,0%
EDXW Sylt	165	-1,2%	2.448	24,6%
ETNL Laage	97	-8,5%	2.711	-7,7%
ETSI Ingolstadt/Manching	67	9,8%	1.190	-23,7%

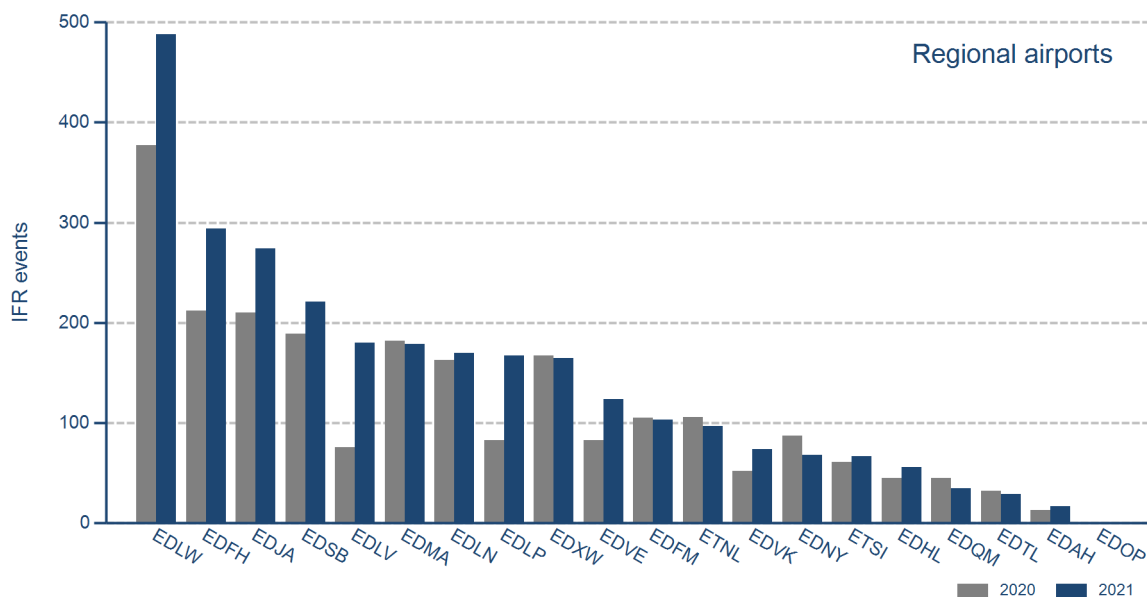
*The value is of limited conclusiveness (OLC).

OLC: Trend > 200%

Please note the airport Schwerin-Parchim (EDOP) is currently closed.

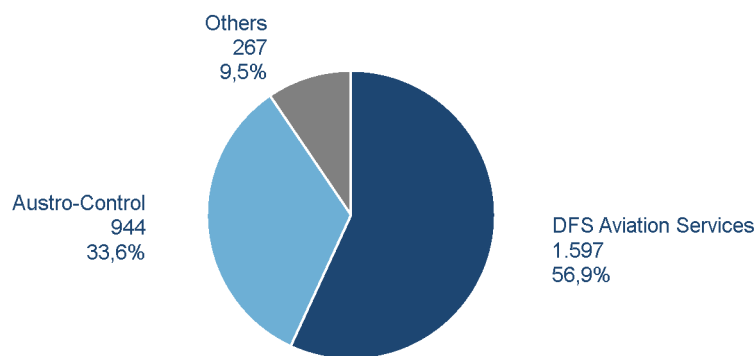
IFR flights at regional German airports - in detail

IFR events (take-offs and landings) at the different regional towers in the Federal Republic of Germany with control zone and barely any PPR.



IFR flights at regional German airports - air traffic service providers

Percentage of IFR events (take-offs and landings) at the regional towers in the Federal Republic of Germany differentiated between DFS Aviation Services, Austro Control and other providers.







- DFS Aviation Services: Dortmund (EDLW), Friedrichshafen (EDNY), Karlsruhe/Baden-Baden (EDSB), Lahr (EDTL), Magdeburg/Cochstedt (EDBC), Memmingen (EDJA), Mönchengladbach (EDLN), Niederrhein (EDLV), Paderborn/Lippstadt (EDLP)
- Austro Control: Augsburg (EDMA), Braunschweig-Wolfsburg (EDVE), Frankfurt-Hahn (EDFH), Heringsdorf (EDAH), Hof-Plauen (EDQM), Kassel-Calden (EDVK), Lübeck-Blankensee (EDHL), Schwerin-Parchim (EDOP), Sylt (EDXW)
- Others: Ingolstadt/Manching (ETSI), Laage (ETNL), Mannheim City (EDFM)

ATFM Arrival Delay
(Data Source: NM statistics, DFS LIZ)

ATFM Arrival Delay with reference to the relevant airport, in minutes per IFR arrival.

ATFM Arrival Delay:

sum of all arrival ATFM delay divided by the sum of all inbound flights for the particular traffic volume

Airports		ATC Delay [min/arrival]	non ATC Delay [min/arrival]	
	All Airports	0	0,2597	
EDDK	Köln/Bonn	0	1,1848	
EDDM	München	0	0,7632	
EDDP	Leipzig/Halle	0	0,4048	

Please note: The ATFM delay data are provided by NM statistics. Due to internal distribution of the ATFM delay, data are modified by OX/OP. The inbound flight information is based on LIZ statistics.

All Airports means all international German airports: Berlin-Brandenburg (EDDB), Bremen (EDDW), Dresden (EDDC), Düsseldorf (EDDL), Erfurt/Weimar (EDDE), Frankfurt/Main (EDDF), Hamburg (EDDH), Hannover (EDDV), Köln/Bonn (EDDK), Leipzig/Halle (EDDP), München (EDDM), Münster/Osnabrück (EDDG), Nürnberg (EDDN), Saarbrücken (EDDR), Stuttgart (EDDS)