



LIZ Bulletin

DFS Situation and Information Centre

Week 27

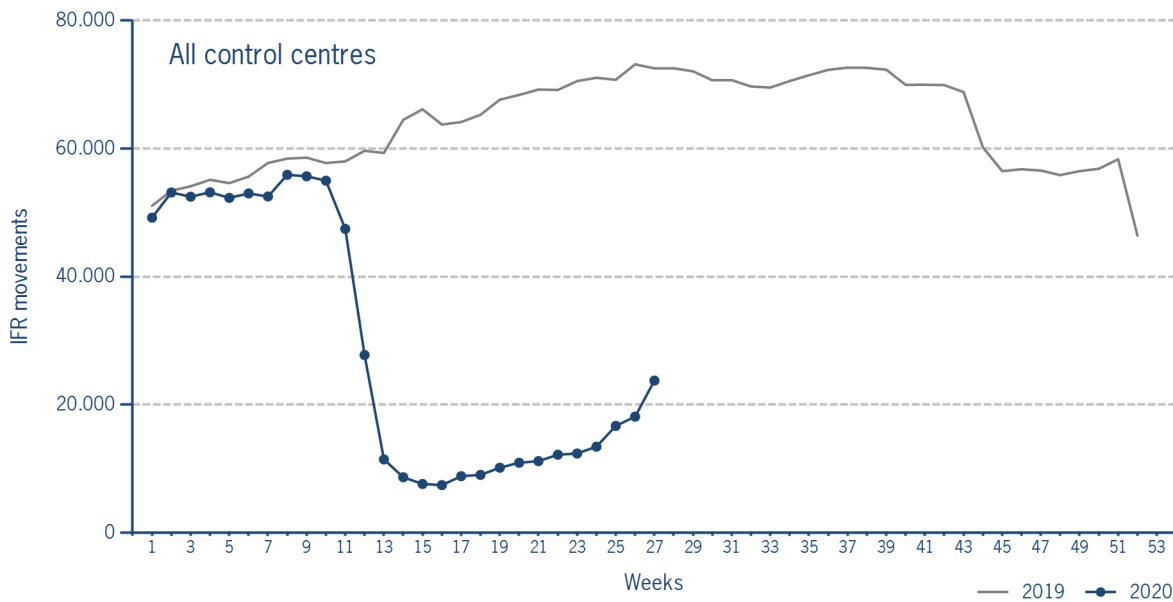
29 JUN 2020 - 5 JUL 2020

Version 14.07.2020

IFR flights in the Federal Republic of Germany

IFR movements (entries, exits, overflights and domestics) in all control sectors with a German designator.

	2020	2019	Trend
Week 27	23.761	72.538	-67,2%
Cumulated Weeks	789.462	1.689.757	-53,3%

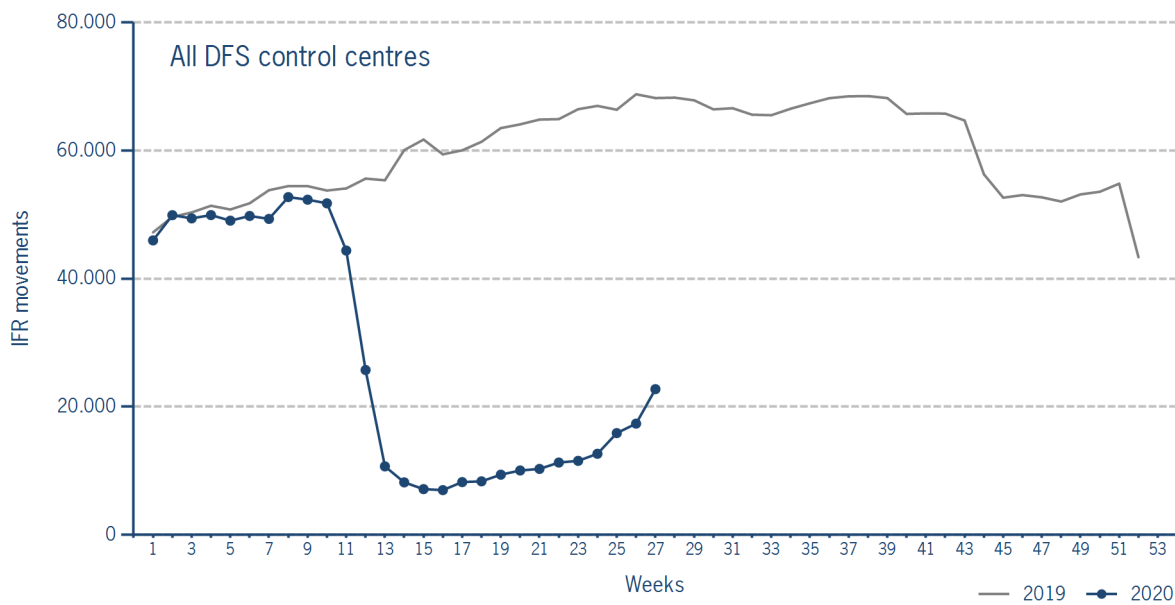


Please note: This count covers the traffic in the area build by all control sectors with a German designator („ED“), regardless of the service provider, including civil and military traffic in sectors controlled by DFS and Maastricht UAC (Maastricht-Hannover sectors). The area counted is composed of modular control sectors designed for ATC purposes with partly cross border structures and is therefore not identical to the political border of the Federal Republic of Germany or the national Flight Information Region (FIR).

IFR flights controlled by DFS

IFR movements (entries, exits, overflights and domestics) in control sectors controlled by DFS.

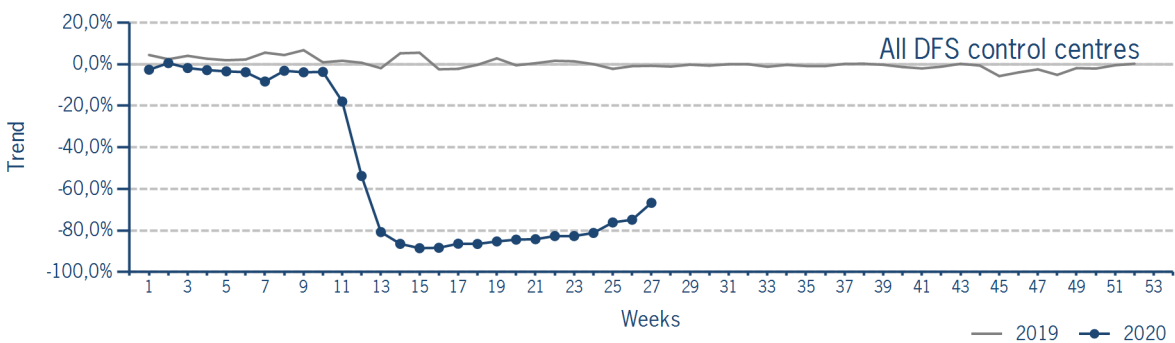
	2020	2019	Trend
Week 27	22.736	68.211	-66,7%
Cumulated Weeks	740.931	1.579.573	-53,1%



Please note: This count covers the traffic in the area build by control sectors of DFS control centres, including civil and military traffic. Traffic in Maastricht UAC (Maastricht-Hannover sectors) is not counted.

IFR flights controlled by DFS - trend

Trend in the number of IFR movements (entries, exits, overflights and domestics) in control sectors controlled by DFS.

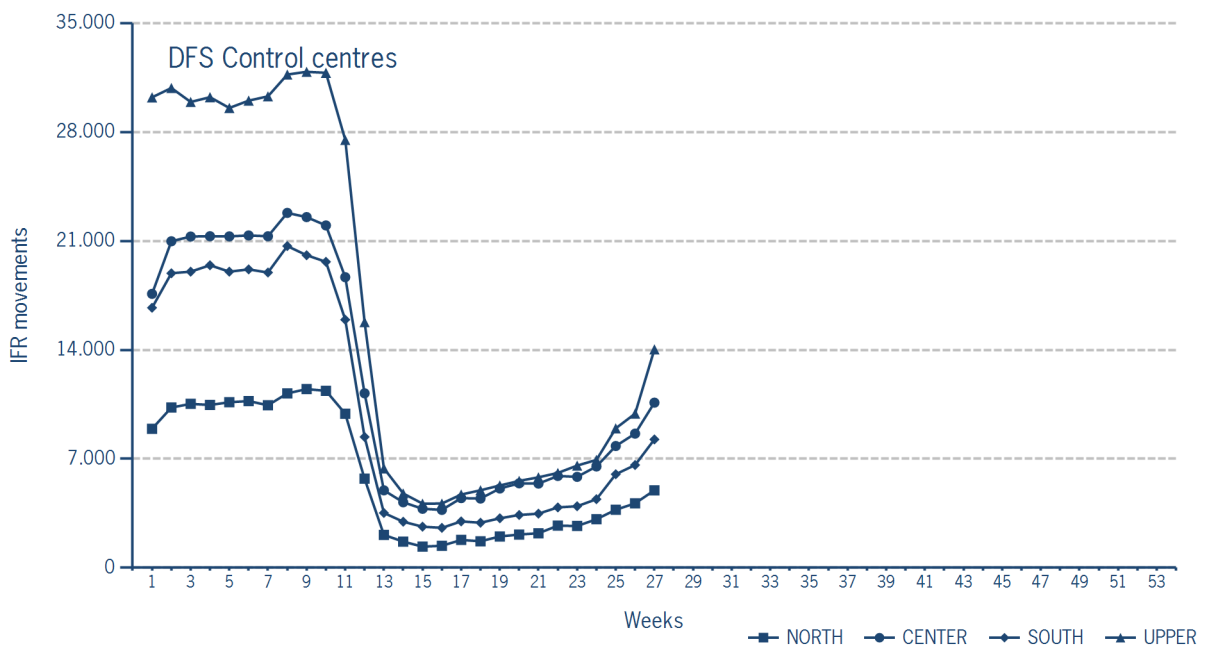


IFR flights controlled by DFS - in detail

IFR movements (entries, exits, overflights and domestics) controlled by DFS at the different control centres.

	NORTH	CENTER	SOUTH	UPPER
Week 27	4.978	10.610	8.248	14.040
Trend	-64,8%	-62,7%	-67,7%	-63,7%
Cumulated Weeks	159.453	329.208	276.755	448.058
Trend	-53,6%	-51,4%	-54,0%	-51,5%

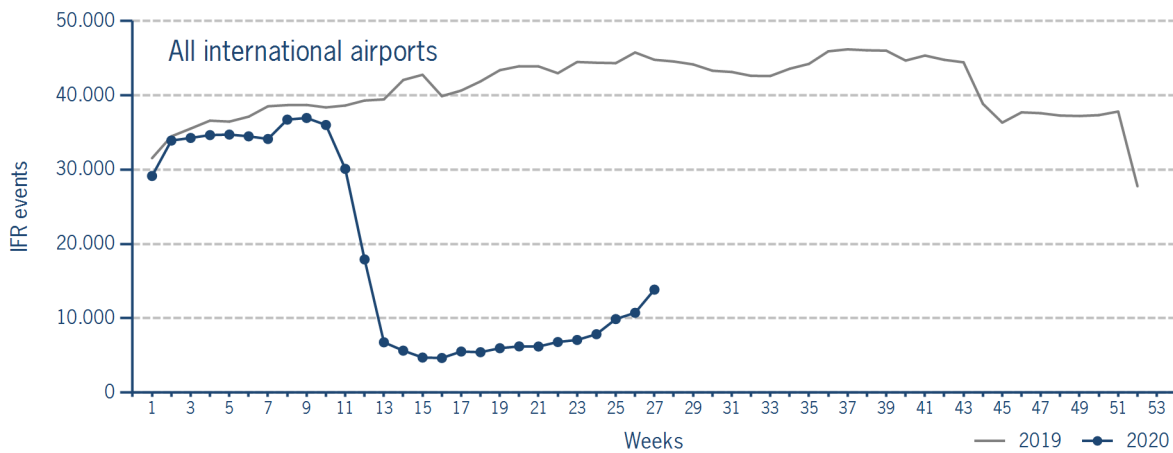
Please note: The trend numbers compare counts of the airspaces in their current configuration to the count of the same airspace in 2019.



IFR flights at international German airports

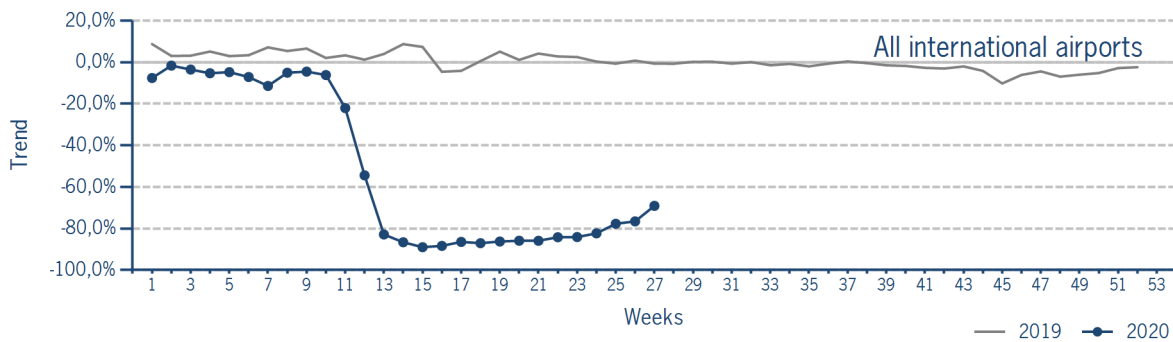
IFR events (take-offs and landings) at the international DFS towers in the Federal Republic of Germany.

	2020	2019	Trend
Week 27	13.854	44.785	-69,1%
Cumulated Weeks	500.455	1.088.635	-54,0%



IFR flights at international German airports - trend

Trend in the number of IFR events (take-offs and landings) at the international DFS towers in the Federal Republic of Germany.



IFR flights at international German airports - airport category

IFR events (take-offs and landings) at the international DFS towers in the Federal Republic of Germany differentiated by Hub Gateways (HUB), International Access Airports 1 (IAA1) and International Access Airports 2 (IAA2).

	HUB	IAA1	IAA2
Week 27	6.229	6.862	763
Trend	-74,1%	-63,9%	-56,7%
Cumulated Weeks	258.690	220.307	21.458
Trend	-56,3%	-51,8%	-46,9%

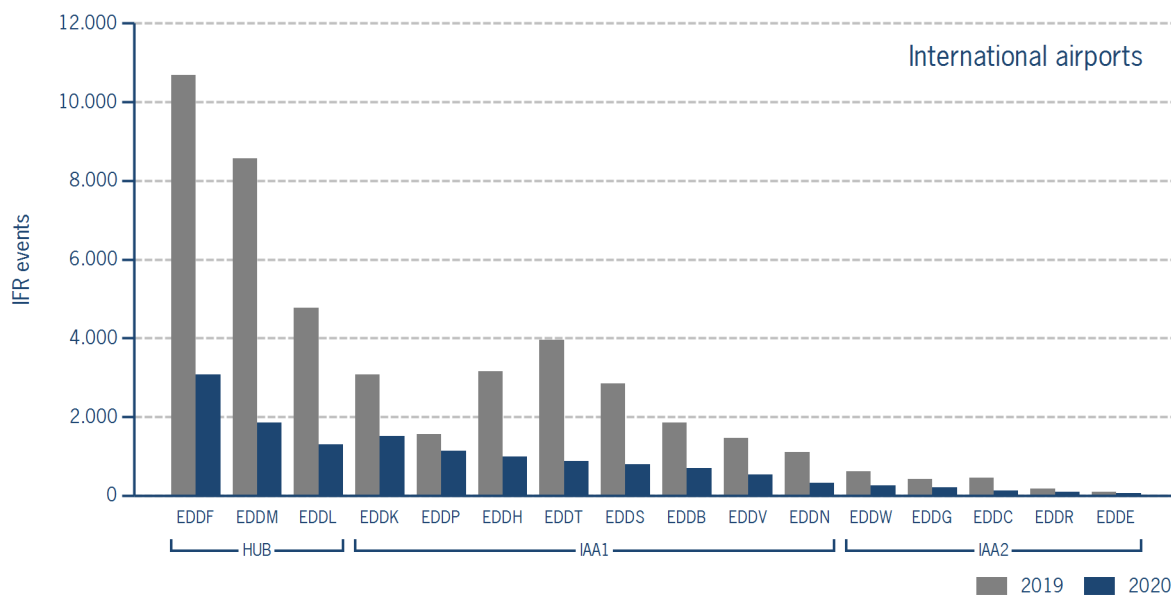
IFR flights at international German airports - in detail

IFR events (take-offs and landings) at the different international DFS towers in the Federal Republic of Germany.

		Week 27	Trend	Week 1 - 27	Trend
HUB					
EDDF	Frankfurt/Main	3.077	-71,2%	122.900	-53,4%
EDDL	Düsseldorf	1.300	-72,7%	47.055	-59,2%
EDDM	München	1.852	-78,4%	88.735	-58,2%

		Week 27	Trend	Week 1 - 27	Trend
IAA1					
EDDB	Berlin-Schönefeld	693	-62,5%	21.287	-55,3%
EDDH	Hamburg	992	-68,6%	33.254	-56,6%
EDDK	Köln/Bonn	1.510	-51,0%	40.988	-41,5%
EDDN	Nürnberg	326	-70,5%	11.643	-52,3%
EDDP	Leipzig/Halle	1.135	-27,4%	31.354	-18,4%
EDDS	Stuttgart	801	-71,8%	27.460	-59,0%
EDDT	Berlin-Tegel	876	-77,9%	39.754	-60,6%
EDDV	Hannover	529	-63,7%	14.567	-54,4%

		Week 27	Trend	Week 1 - 27	Trend
IAA2					
EDDC	Dresden	129	-71,3%	4.743	-54,2%
EDDE	Erfurt/Weimar	66	-28,3%	1.639	-28,6%
EDDG	Münster/Osnabrück	217	-48,1%	5.255	-42,3%
EDDR	Saarbrücken	99	-45,6%	1.942	-48,9%
EDDW	Bremen	252	-59,4%	7.879	-47,0%



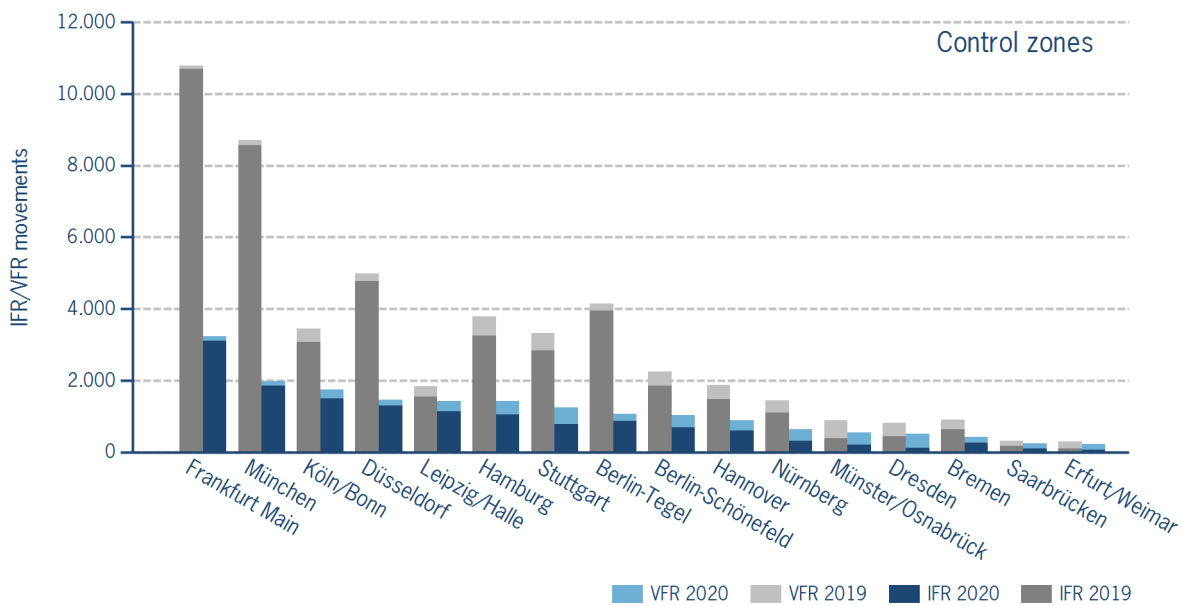
IFR/VFR flights in control zones of DFS towers

IFR/VFR movements (entries, exits, overflights and domestics) at the different control zones of international DFS towers.

	Week 27	Trend	Week 1 - 27	Trend
Berlin-Schönefeld	1.037	-53,9%	28.474	-48,8%
Berlin-Tegel	1.061	-74,4%	44.155	-58,0%
Bremen	425	-53,1%	13.083	-39,0%
Dresden	516	-36,5%	10.126	-42,1%
Düsseldorf	1.462	-70,7%	50.951	-57,1%
Erfurt/Weimar	225	-23,7%	4.301	-32,7%
Frankfurt Main	3.238	-70,0%	125.742	-52,8%
Hamburg	1.416	-62,6%	44.650	-50,5%
Hannover	879	-52,9%	24.389	-42,7%
Köln/Bonn	1.755	-49,1%	47.512	-38,8%
Leipzig/Halle	1.418	-22,6%	37.270	-18,4%
München	1.980	-77,3%	91.768	-57,5%
Münster/Osnabrück	545	-39,0%	13.327	-28,5%
Nürnberg	636	-56,1%	17.026	-46,6%
Saarbrücken	249	-19,4%	3.697	-39,5%
Stuttgart	1.250	-62,4%	33.967	-54,7%

Additional information:

Münster reported 42 glider movements for the current week, i.e. 1.480 glider movements for the cumulated year.



IFR flights at regional German airports - in detail

IFR events (take-offs and landings) at the different regional towers in the Federal Republic of Germany with control zone and barely any PPR.

	2020	2019	Trend
Week 27	2.288	3.468	-34,0%
Cumulated Weeks	48.173	83.339	-42,2%

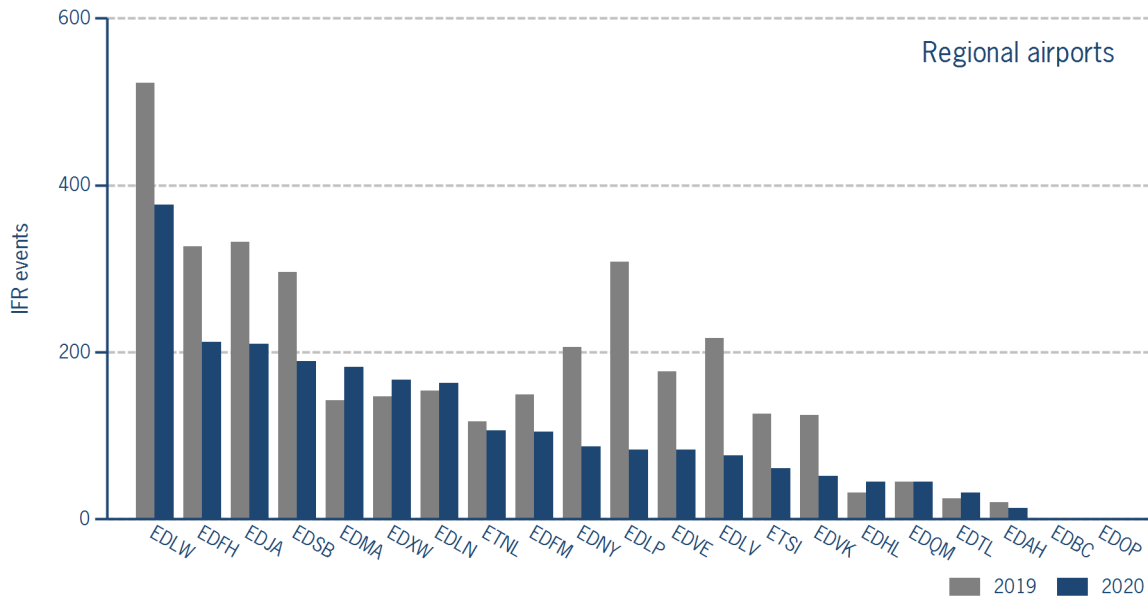
	Week 27	Trend	Week 1 - 27	Trend
EDAH Heringsdorf	13	-35,0%	297	-30,3%
EDBC Magdeburg/Cochstedt	0	N/A	0	-100,0%
EDFH Frankfurt-Hahn	212	-35,2%	5.483	-36,1%
EDFM Mannheim City	105	-29,5%	2.218	-37,7%
EDHL Lübeck-Blankensee	45	40,6%	866	-41,4%
EDJA Memmingen	210	-36,7%	4.096	-48,7%
EDLN Mönchengladbach	163	5,8%	2.931	-11,9%
EDLP Paderborn/Lippstadt	83	-73,1%	2.542	-62,2%
EDLV Niederrhein	76	-65,0%	1.421	-70,4%
EDLW Dortmund	377	-27,9%	6.872	-43,1%
EDMA Augsburg	182	28,2%	2.968	-17,8%
EDNY Friedrichshafen	87	-57,8%	2.564	-55,0%
EDOP Schwerin-Parchim	0	N/A	0	-100,0%
EDQM Hof-Plauen	45	0,0%	638	-21,0%
EDSB Karlsruhe/Baden-Baden	189	-36,1%	3.838	-37,3%
EDTL Lahr	32	28,0%	502	-35,9%
EDVE Braunschweig-Wolfsburg	83	-53,1%	2.728	-44,4%
EDVK Kassel-Calden	52	-58,4%	1.749	-24,5%
EDXW Sylt	167	13,6%	1.964	-29,7%
ETNL Laage	106	-9,4%	2.936	-33,6%
ETSI Ingolstadt/Manching	61	-51,6%	1.560	-45,9%

*The value is of limited conclusiveness (OLC).

Please note: The airport Magdeburg-Cochstedt (EDBC) is currently closed and the airport Sylt (EDXW) is now assigned to Austro Control.

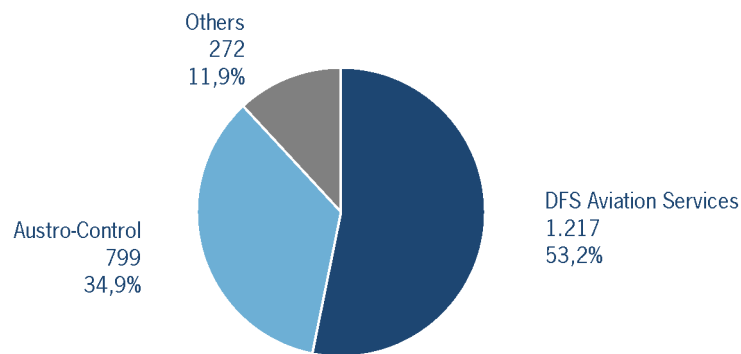
IFR flights at regional German airports - in detail

IFR events (take-offs and landings) at the different regional towers in the Federal Republic of Germany with control zone and barely any PPR.



IFR flights at regional German airports - air traffic service providers

Percentage of IFR events (take-offs and landings) at the regional towers in the Federal Republic of Germany differentiated between DFS Aviation Services, Austro Control and other providers.



- DFS Aviation Services: Dortmund (EDLW), Friedrichshafen (EDNY), Karlsruhe/Baden-Baden (EDSB), Lahr (EDTL), Magdeburg/Cochstedt (EDBC), Memmingen (EDJA), Mönchengladbach (EDLN), Niederrhein (EDLV), Paderborn/Lippstadt (EDLP)
- Austro Control: Augsburg (EDMA), Braunschweig-Wolfsburg (EDVE), Frankfurt-Hahn (EDFH), Heringsdorf (EDAH), Hof-Plauen (EDQM), Kassel-Calden (EDVK), Lübeck-Blankensee (EDHL), Schwerin-Parchim (EDOP), Sylt (EDXW)
- Others: Ingolstadt/Manching (ETSI), Laage (ETNL), Mannheim City (EDFM)




ATFM Arrival Delay

(Data Source: NM statistics, DFS LIZ)

ATFM Arrival Delay with reference to the relevant airport, in minutes per IFR arrival.

ATFM Arrival Delay:

sum of all arrival ATFM delay divided by the sum of all inbound flights for the particular traffic volume

Airports		ATC Delay [min/arrival]	non ATC Delay [min/arrival]	
	All Airports	0,0250	0,0627	
EDDP	Leipzig/Halle	0	0,7641	
EDDT	Berlin-Tegel	0,3905	0	

Please note: The ATFM delay data are provided by NM statistics. Due to internal distribution of the ATFM delay, data are modified by CC/FC and TWR/M. The inbound flight information is based on LIZ statistics.

All Airports means all international German airports: Berlin-Schönefeld (EDDB), Berlin-Tegel (EDDT), Bremen (EDDW), Dresden (EDDC), Düsseldorf (EDDL), Erfurt/Weimar (EDDE), Frankfurt/Main (EDDF), Hamburg (EDDH), Hannover (EDDV), Köln/Bonn (EDDK), Leipzig/Halle (EDDP), München (EDDM), Münster/Osnabrück (EDDG), Nürnberg (EDDN), Saarbrücken (EDDR), Stuttgart (EDDS)