



LIZ Bulletin

DFS Situation and Information Centre

Week 26

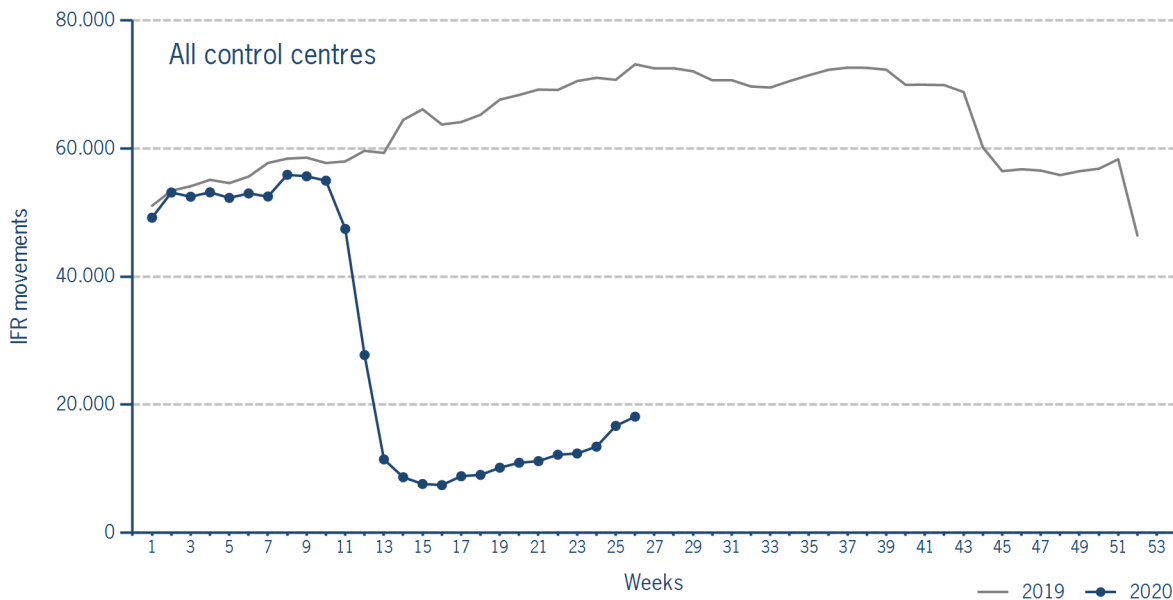
22 JUN 2020 - 28 JUN 2020

Version 14.07.2020

IFR flights in the Federal Republic of Germany

IFR movements (entries, exits, overflights and domestics) in all control sectors with a German designator.

	2020	2019	Trend
Week 26	18.126	73.162	-75,2%
Cumulated Weeks	765.701	1.617.219	-52,7%

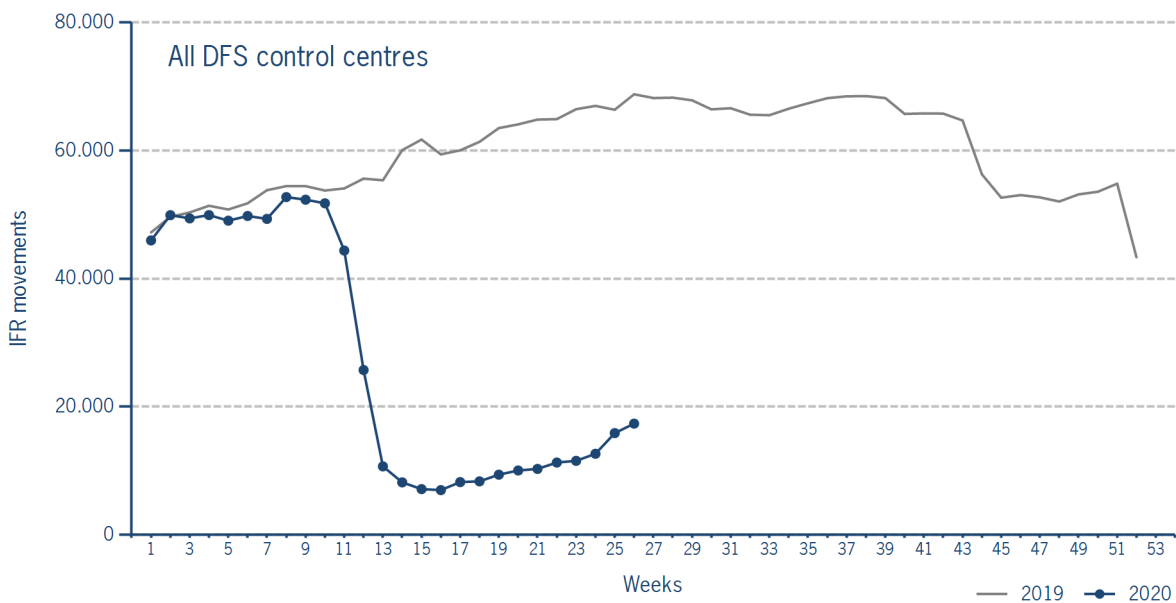


Please note: This count covers the traffic in the area build by all control sectors with a German designator („ED“), regardless of the service provider, including civil and military traffic in sectors controlled by DFS and Maastricht UAC (Maastricht-Hannover sectors). The area counted is composed of modular control sectors designed for ATC purposes with partly cross border structures and is therefore not identical to the political border of the Federal Republic of Germany or the national Flight Information Region (FIR).

IFR flights controlled by DFS

IFR movements (entries, exits, overflights and domestics) in control sectors controlled by DFS.

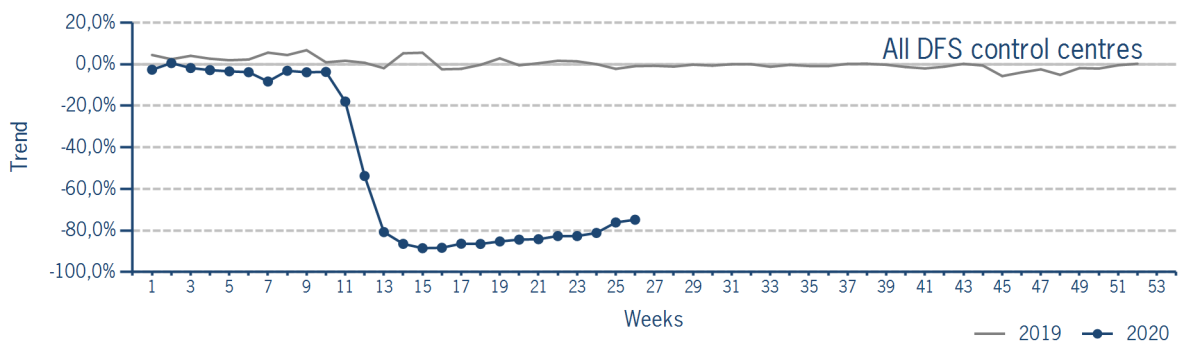
	2020	2019	Trend
Week 26	17.351	68.800	-74,8%
Cumulated Weeks	718.195	1.511.362	-52,5%



Please note: This count covers the traffic in the area build by control sectors of DFS control centres, including civil and military traffic. Traffic in Maastricht UAC (Maastricht-Hannover sectors) is not counted.

IFR flights controlled by DFS - trend

Trend in the number of IFR movements (entries, exits, overflights and domestics) in control sectors controlled by DFS.

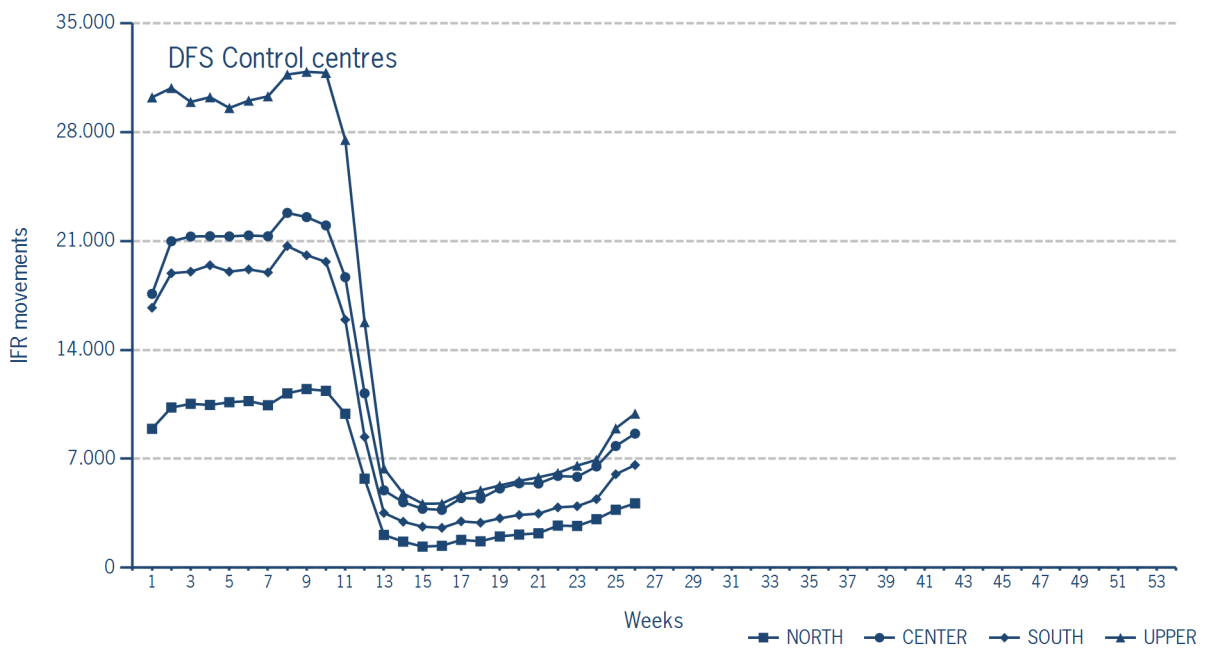


IFR flights controlled by DFS - in detail

IFR movements (entries, exits, overflights and domestics) controlled by DFS at the different control centres.

	NORTH	CENTER	SOUTH	UPPER
Week 26	4.138	8.620	6.603	9.905
Trend	-71,3%	-70,7%	-74,8%	-73,8%
Cumulated Weeks	154.475	318.598	268.507	434.018
Trend	-53,1%	-50,9%	-53,4%	-51,0%

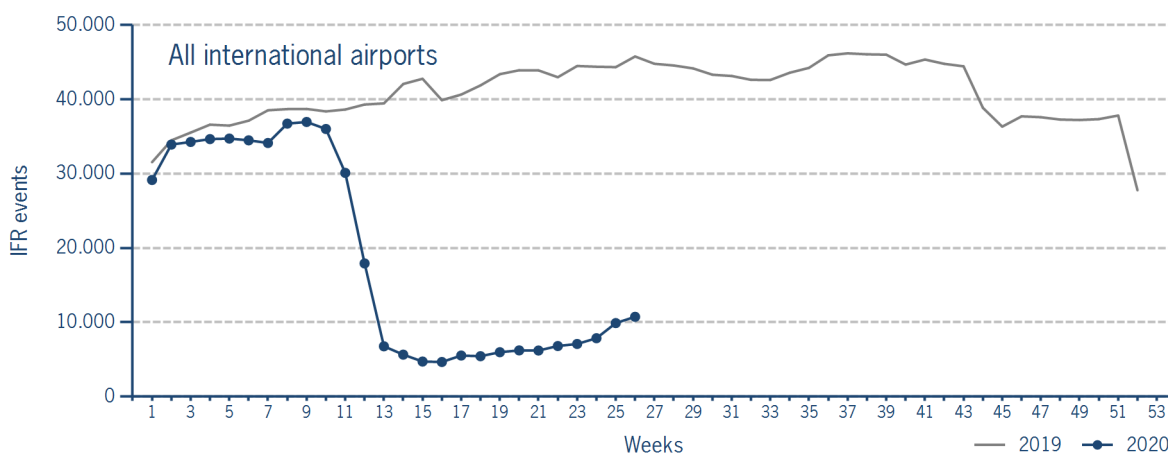
Please note: The trend numbers compare counts of the airspaces in their current configuration to the count of the same airspace in 2019.



IFR flights at international German airports

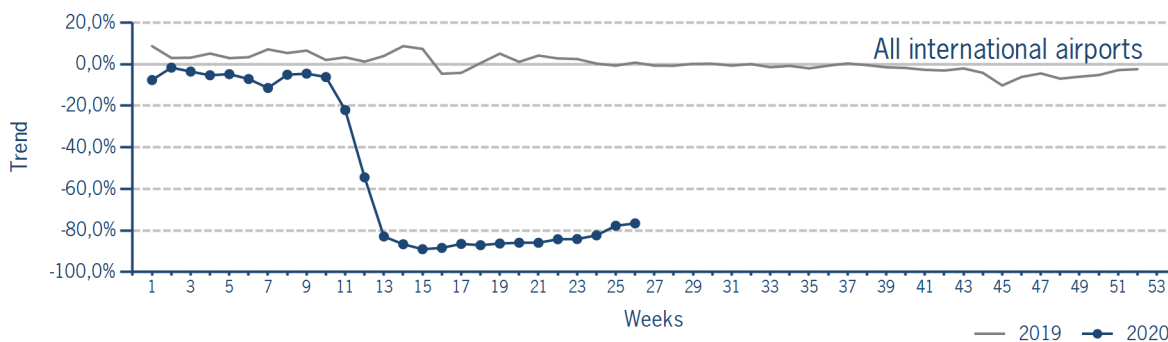
IFR events (take-offs and landings) at the international DFS towers in the Federal Republic of Germany.

	2020	2019	Trend
Week 26	10.739	45.769	-76,5%
Cumulated Weeks	486.601	1.043.850	-53,4%



IFR flights at international German airports - trend

Trend in the number of IFR events (take-offs and landings) at the international DFS towers in the Federal Republic of Germany.



IFR flights at international German airports - airport category

IFR events (take-offs and landings) at the international DFS towers in the Federal Republic of Germany differentiated by Hub Gateways (HUB), International Access Airports 1 (IAA1) and International Access Airports 2 (IAA2).

	HUB	IAA1	IAA2
Week 26	4.710	5.425	604
Trend	-80,8%	-72,1%	-66,2%
Cumulated Weeks	252.461	213.445	20.695
Trend	-55,5%	-51,2%	-46,5%

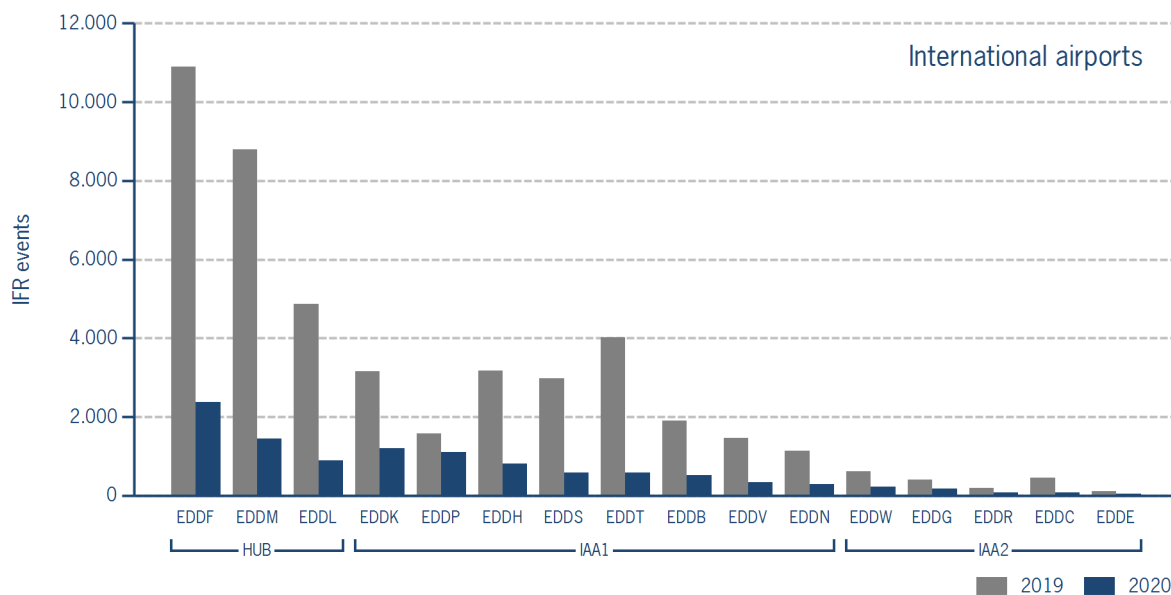
IFR flights at international German airports - in detail

IFR events (take-offs and landings) at the different international DFS towers in the Federal Republic of Germany.

		Week 26	Trend	Week 1 - 26	Trend
HUB					
EDDF	Frankfurt/Main	2.369	-78,3%	119.823	-52,6%
EDDL	Düsseldorf	893	-81,7%	45.755	-58,6%
EDDM	München	1.448	-83,5%	86.883	-57,4%

		Week 26	Trend	Week 1 - 26	Trend
IAA1					
EDDB	Berlin-Schönefeld	516	-72,9%	20.594	-55,0%
EDDH	Hamburg	814	-74,4%	32.262	-56,0%
EDDK	Köln/Bonn	1.203	-62,0%	39.478	-41,0%
EDDN	Nürnberg	283	-75,1%	11.317	-51,5%
EDDP	Leipzig/Halle	1.098	-30,6%	30.219	-18,0%
EDDS	Stuttgart	590	-80,2%	26.659	-58,4%
EDDT	Berlin-Tegel	578	-85,6%	38.878	-59,9%
EDDV	Hannover	343	-76,6%	14.038	-53,9%

		Week 26	Trend	Week 1 - 26	Trend
IAA2					
EDDC	Dresden	73	-83,7%	4.614	-53,4%
EDDE	Erfurt/Weimar	54	-51,4%	1.573	-28,6%
EDDG	Münster/Osnabrück	175	-57,3%	5.038	-42,1%
EDDR	Saarbrücken	74	-61,7%	1.843	-49,1%
EDDW	Bremen	228	-63,5%	7.627	-46,5%



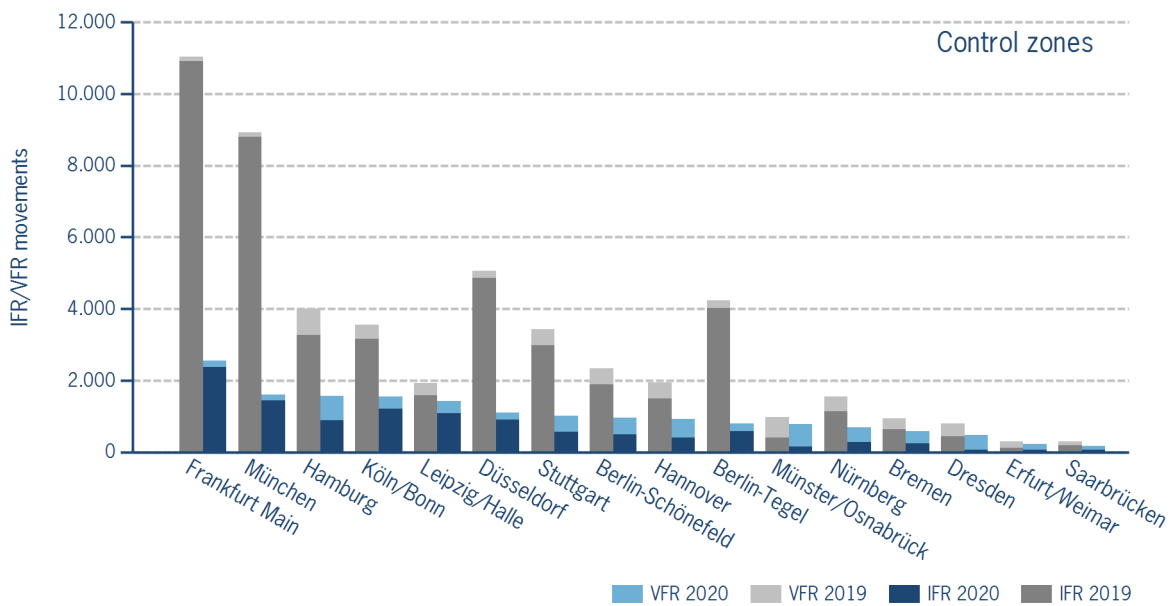
IFR/VFR flights in control zones of DFS towers

IFR/VFR movements (entries, exits, overflights and domestics) at the different control zones of international DFS towers.

	Week 26	Trend	Week 1 - 26	Trend
Berlin-Schönefeld	964	-58,7%	27.437	-48,6%
Berlin-Tegel	797	-81,2%	43.094	-57,3%
Bremen	588	-37,4%	12.658	-38,3%
Dresden	467	-41,4%	9.610	-42,4%
Düsseldorf	1.108	-78,1%	49.489	-56,5%
Erfurt/Weimar	219	-26,8%	4.076	-33,2%
Frankfurt Main	2.546	-76,9%	122.504	-52,1%
Hamburg	1.569	-60,8%	43.234	-50,0%
Hannover	931	-51,9%	23.510	-42,2%
Köln/Bonn	1.555	-56,2%	45.757	-38,3%
Leipzig/Halle	1.432	-26,0%	35.852	-18,2%
München	1.610	-82,0%	89.788	-56,6%
Münster/Osnabrück	784	-20,1%	12.782	-27,9%
Nürnberg	686	-55,6%	16.390	-46,2%
Saarbrücken	177	-41,4%	3.448	-40,6%
Stuttgart	1.012	-70,4%	32.717	-54,3%

Additional information:

Münster reported 134 glider movements for the current week, i.e. 1.438 glider movements for the cumulated year.



IFR flights at regional German airports - in detail

IFR events (take-offs and landings) at the different regional towers in the Federal Republic of Germany with control zone and barely any PPR.

	2020	2019	Trend
Week 26	2.188	3.453	-36,6%
Cumulated Weeks	45.885	79.871	-42,6%

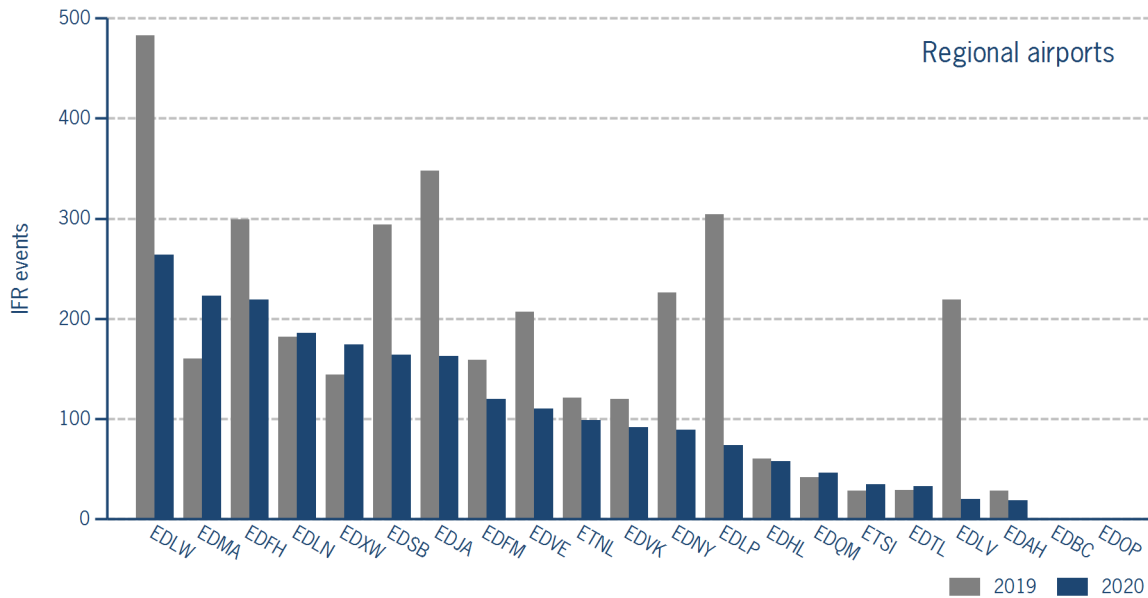
	Week 26	Trend	Week 1 - 26	Trend
EDAH Heringsdorf	19	-32,1%	284	-30,0%
EDBC Magdeburg/Cochstedt	0	N/A	0	-100,0%
EDFH Frankfurt-Hahn	219	-26,8%	5.271	-36,2%
EDFM Mannheim City	120	-24,5%	2.113	-38,1%
EDHL Lübeck-Blankensee	58	-3,3%	821	-43,2%
EDJA Memmingen	163	-53,2%	3.886	-49,2%
EDLN Mönchengladbach	186	2,2%	2.768	-12,8%
EDLP Paderborn/Lippstadt	74	-75,7%	2.459	-61,7%
EDLV Niederrhein	20	-90,9%	1.345	-70,7%
EDLW Dortmund	264	-45,3%	6.495	-43,8%
EDMA Augsburg	223	39,4%	2.786	-19,7%
EDNY Friedrichshafen	89	-60,6%	2.477	-54,9%
EDOP Schwerin-Parchim	0	N/A	0	-100,0%
EDQM Hof-Plauen	46	9,5%	593	-22,3%
EDSB Karlsruhe/Baden-Baden	164	-44,2%	3.649	-37,3%
EDTL Lahr	33	13,8%	470	-38,0%
EDVE Braunschweig-Wolfsburg	110	-46,9%	2.645	-44,1%
EDVK Kassel-Calden	92	-23,3%	1.697	-22,6%
EDXW Sylt	174	20,8%	1.797	-32,1%
ETNL Laage	99	-18,2%	2.830	-34,2%
ETSI Ingolstadt/Manching	35	25,0%	1.499	-45,6%

*The value is of limited conclusiveness (OLC).

Please note: The airport Magdeburg-Cochstedt (EDBC) is currently closed and the airport Sylt (EDXW) is now assigned to Austro Control.

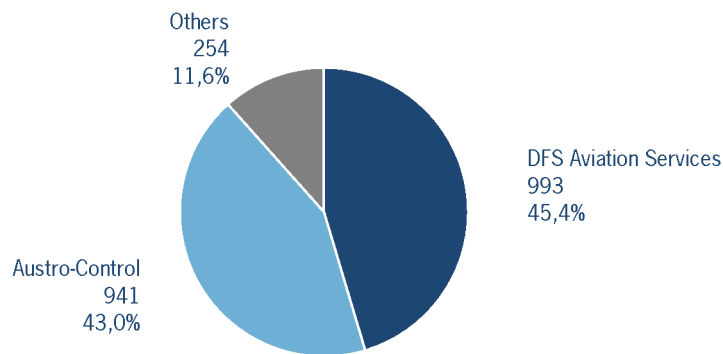
IFR flights at regional German airports - in detail

IFR events (take-offs and landings) at the different regional towers in the Federal Republic of Germany with control zone and barely any PPR.



IFR flights at regional German airports - air traffic service providers

Percentage of IFR events (take-offs and landings) at the regional towers in the Federal Republic of Germany differentiated between DFS Aviation Services, Austro Control and other providers.



- DFS Aviation Services: Dortmund (EDLW), Friedrichshafen (EDNY), Karlsruhe/Baden-Baden (EDSB), Lahr (EDTL), Magdeburg/Cochstedt (EDBC), Memmingen (EDJA), Mönchengladbach (EDLN), Niederrhein (EDLV), Paderborn/Lippstadt (EDLP)
- Austro Control: Augsburg (EDMA), Braunschweig-Wolfsburg (EDVE), Frankfurt-Hahn (EDFH), Heringsdorf (EDAH), Hof-Plauen (EDQM), Kassel-Calden (EDVK), Lübeck-Blankensee (EDHL), Schwerin-Parchim (EDOP), Sylt (EDXW)
- Others: Ingolstadt/Manching (ETSI), Laage (ETNL), Mannheim City (EDFM)

ATFM Arrival Delay

(Data Source: NM statistics, DFS LIZ)

ATFM Arrival Delay with reference to the relevant airport, in minutes per IFR arrival.

ATFM Arrival Delay:

sum of all arrival ATFM delay divided by the sum of all inbound flights for the particular traffic volume

No ATFM Delay

Please note: The ATFM delay data are provided by NM statistics. Due to internal distribution of the ATFM delay, data are modified by CC/FC and TWR/M. The inbound flight information is based on LIZ statistics.

All Airports means all international German airports: Berlin-Schönefeld (EDDB), Berlin-Tegel (EDDT), Bremen (EDDW), Dresden (EDDC), Düsseldorf (EDDL), Erfurt/Weimar (EDDE), Frankfurt/Main (EDDF), Hamburg (EDDH), Hannover (EDDV), Köln/Bonn (EDDK), Leipzig/Halle (EDDP), München (EDDM), Münster/Osnabrück (EDDG), Nürnberg (EDDN), Saarbrücken (EDDR), Stuttgart (EDDS)