



# LIZ Bulletin

Week 23

DFS Situation and Information Centre

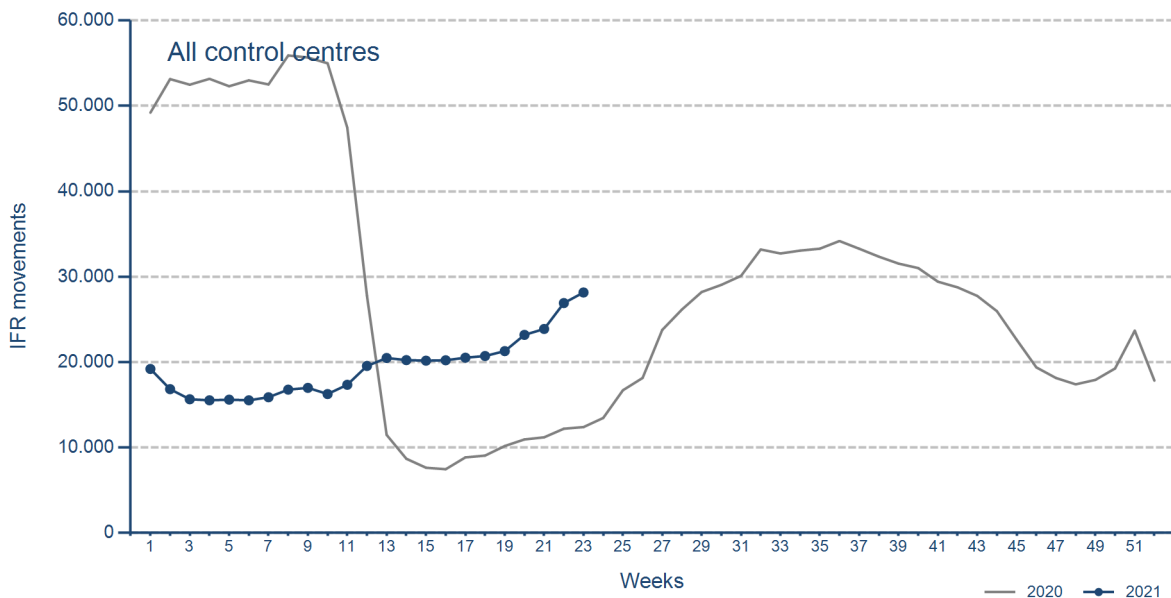
7 JUN 2021 - 13 JUN 2021

Version 17.06.2021

## IFR flights in the Federal Republic of Germany

IFR movements (entries, exits, overflights and domestics) in all control sectors with a German designator.

	2021	2020	Trend
<b>Week 23</b>	28.144	12.377	127,4%
<b>Cumulated Weeks</b>	446.566	717.448	-37,8%

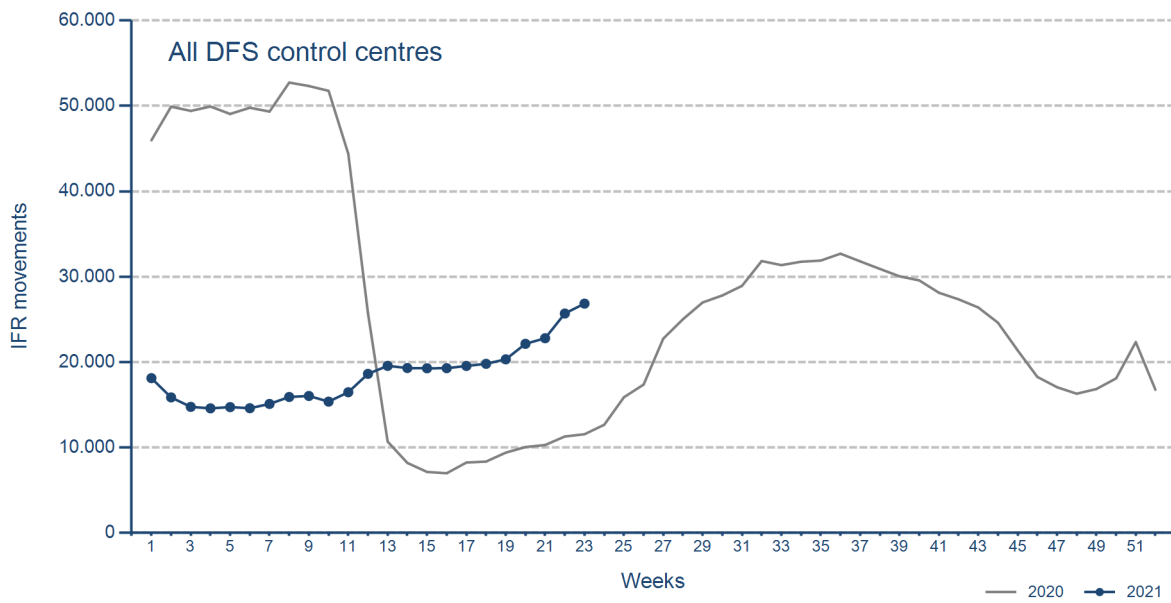


Please note: This count covers the traffic in the area built by all control sectors with a German designator („ED“), regardless of the service provider, including civil and military traffic in sectors controlled by DFS and Maastricht UAC (Maastricht-Hannover sectors). The area counted is composed of modular control sectors designed for ATC purposes with partly cross border structures and is therefore not identical to the political border of the Federal Republic of Germany or the national Flight Information Region (FIR).

## IFR flights controlled by DFS

IFR movements (entries, exits, overflights and domestics) in control sectors controlled by DFS.

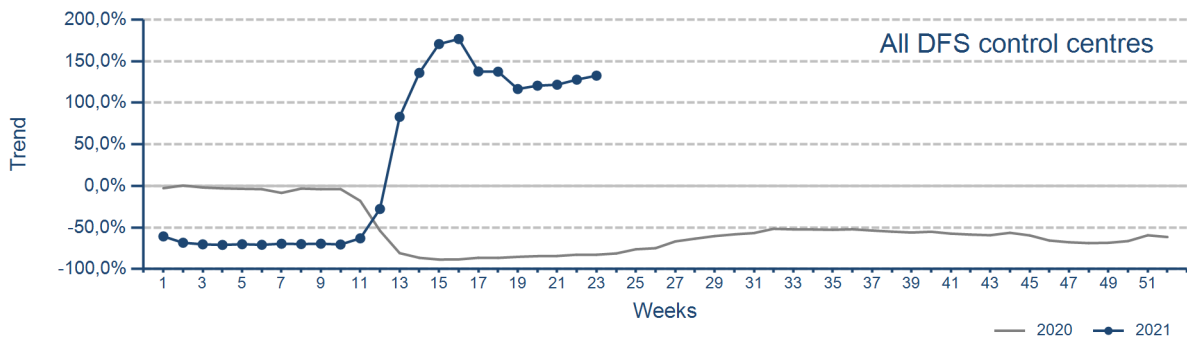
	2021	2020	Trend
<b>Week 23</b>	26.839	11.537	132,6%
<b>Cumulated Weeks</b>	424.454	672.334	-36,9%



Please note: This count covers the traffic in the area build by control sectors of DFS control centres, including civil and military traffic. Traffic in Maastricht UAC (Maastricht-Hannover sectors) is not counted.

## IFR flights controlled by DFS - trend

Trend in the number of IFR movements (entries, exits, overflights and domestics) in control sectors controlled by DFS.

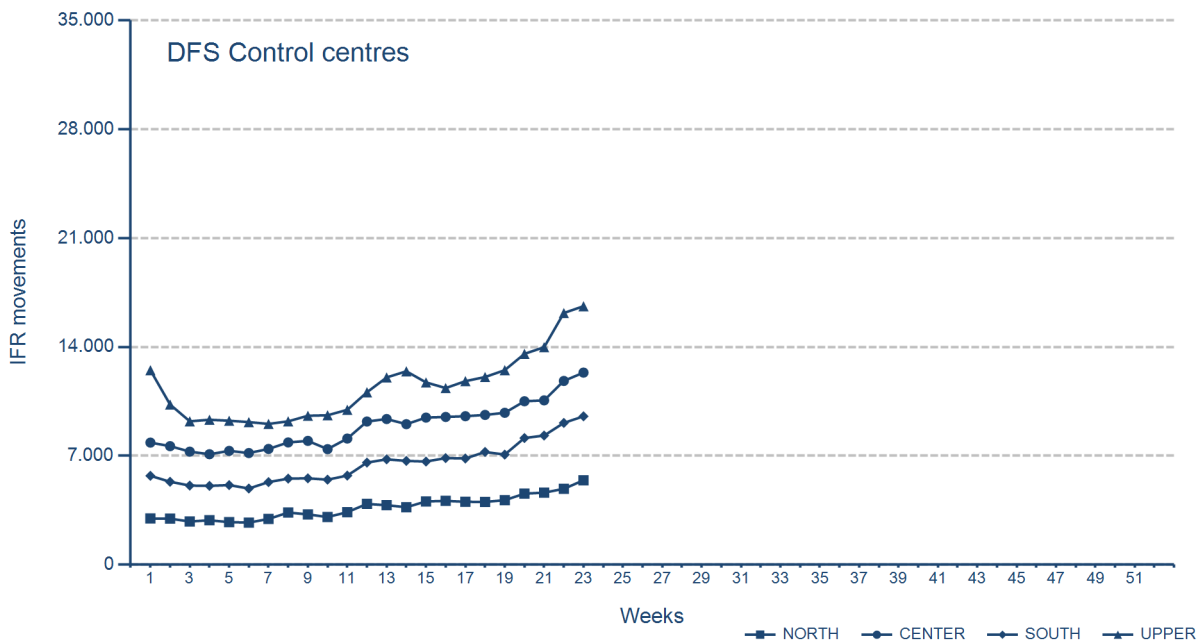


### IFR flights controlled by DFS - in detail

IFR movements (entries, exits, overflights and domestics) controlled by DFS at the different control centres.

	NORTH	CENTER	SOUTH	UPPER
<b>Week 23</b>	5.430	12.349	9.540	16.617
<b>Trend</b>	102,4%	111,3%	141,4%	153,1%
<b>Cumulated Weeks</b>	84.348	203.894	148.595	262.506
<b>Trend</b>	-41,2%	-31,0%	-40,9%	-35,7%

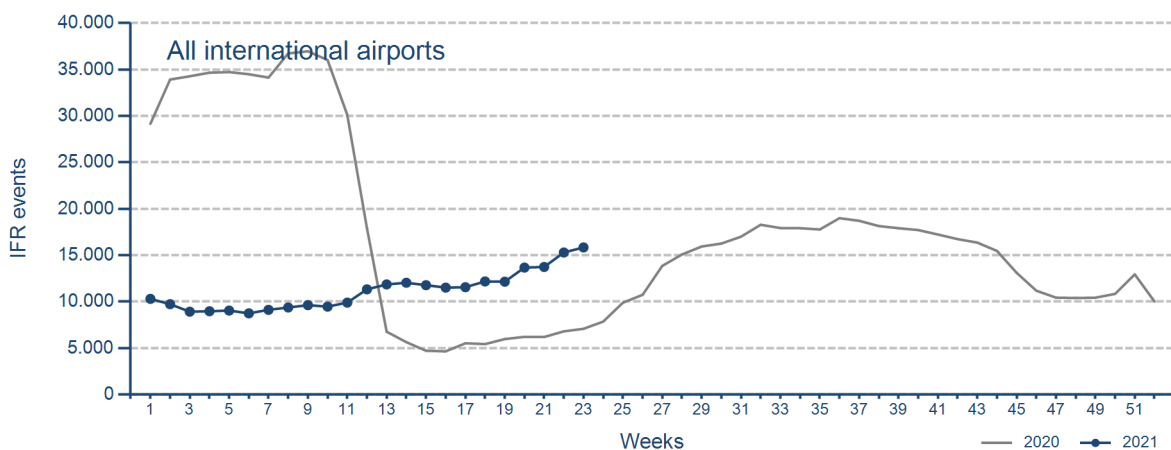
Please note: The trend numbers compare counts of the airspaces in their current configuration to the count of the same airspace in 2020.



### IFR flights at international German airports

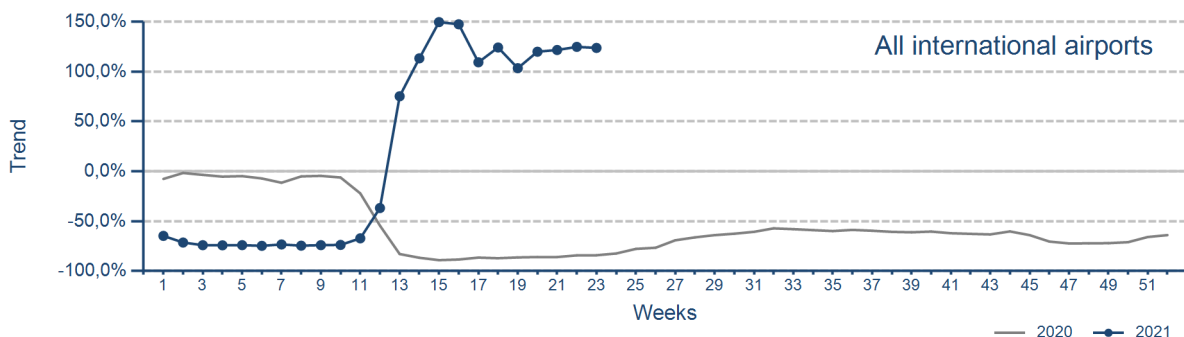
IFR events (take-offs and landings) at the international DFS towers in the Federal Republic of Germany.

	2021	2020	Trend
<b>Week 23</b>	15.845	7.085	123,6%
<b>Cumulated Weeks</b>	256.242	458.111	-44,1%



### IFR flights at international German airports - trend

Trend in the number of IFR events (take-offs and landings) at the international DFS towers in the Federal Republic of Germany.



### IFR flights at international German airports - airport category

IFR events (take-offs and landings) at the international DFS towers in the Federal Republic of Germany differentiated by Hub Gateways (HUB), International Access Airports 1 (IAA1) and International Access Airports 2 (IAA2).

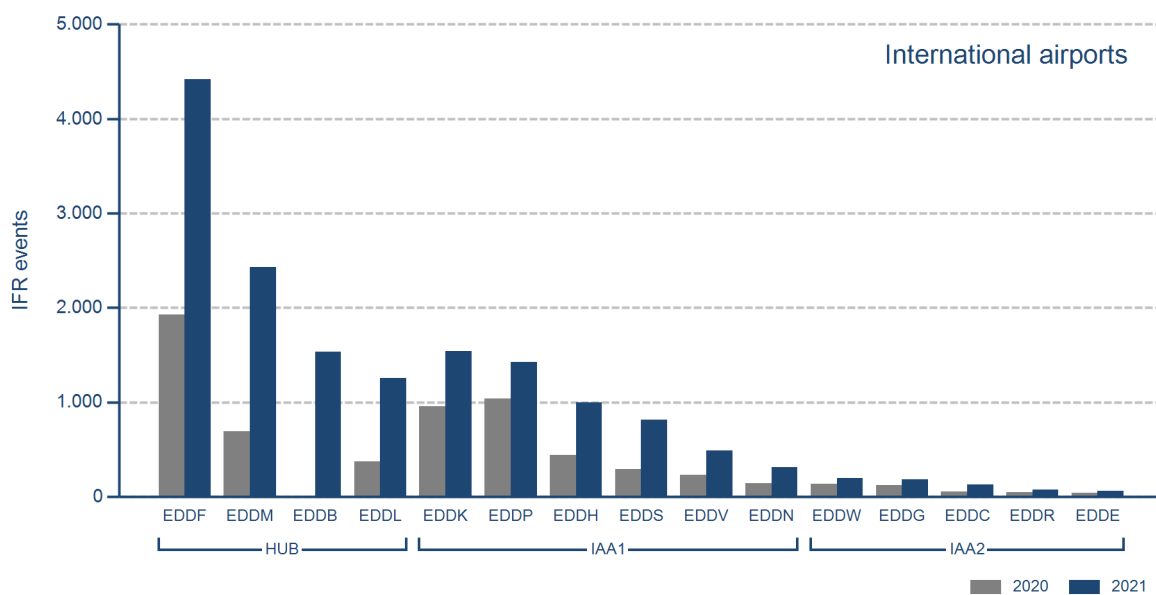
	HUB	IAA1	IAA2
<b>Week 23</b>	9.629	5.577	639
<b>Trend*</b>	OLC*	51,1%	61,0%
<b>Cumulated Weeks</b>	149.932	96.416	9.894
<b>Trend*</b>	-37,6%	-51,6%	-47,6%

\*Please note: Berlin-Schönefeld used to be listed as IAA1. Berlin-Brandenburg is listed as a HUB.

### IFR flights at international German airports - in detail

IFR events (take-offs and landings) at the different international DFS towers in the Federal Republic of Germany.

	Week 23	Trend	Week 1 - 23	Trend
<b>HUB</b>				
EDDB Berlin-Brandenburg	1.530	N/A	23.084	N/A
EDDF Frankfurt/Main	4.416	128,8%	77.455	-31,5%
EDDL Düsseldorf	1.253	OLC*	17.239	-60,5%
EDDM München	2.430	OLC*	32.154	-61,4%
<b>IAA1</b>				
EDDH Hamburg	995	127,2%	14.569	-51,9%
EDDK Köln/Bonn	1.542	61,8%	27.647	-23,6%
EDDN Nürnberg	314	125,9%	4.748	-55,4%
EDDP Leipzig/Halle	1.425	37,7%	29.511	9,5%
EDDS Stuttgart	816	178,5%	12.647	-49,8%
EDDV Hannover	485	110,0%	7.294	-44,5%
<b>IAA2</b>				
EDDC Dresden	126	147,1%	1.541	-65,0%
EDDE Erfurt/Weimar	57	39,0%	1.151	-16,3%
EDDG Münster/Osnabrück	185	51,6%	2.657	-41,1%
EDDR Saarbrücken	75	56,3%	953	-41,5%
EDDW Bremen	196	45,2%	3.592	-48,3%



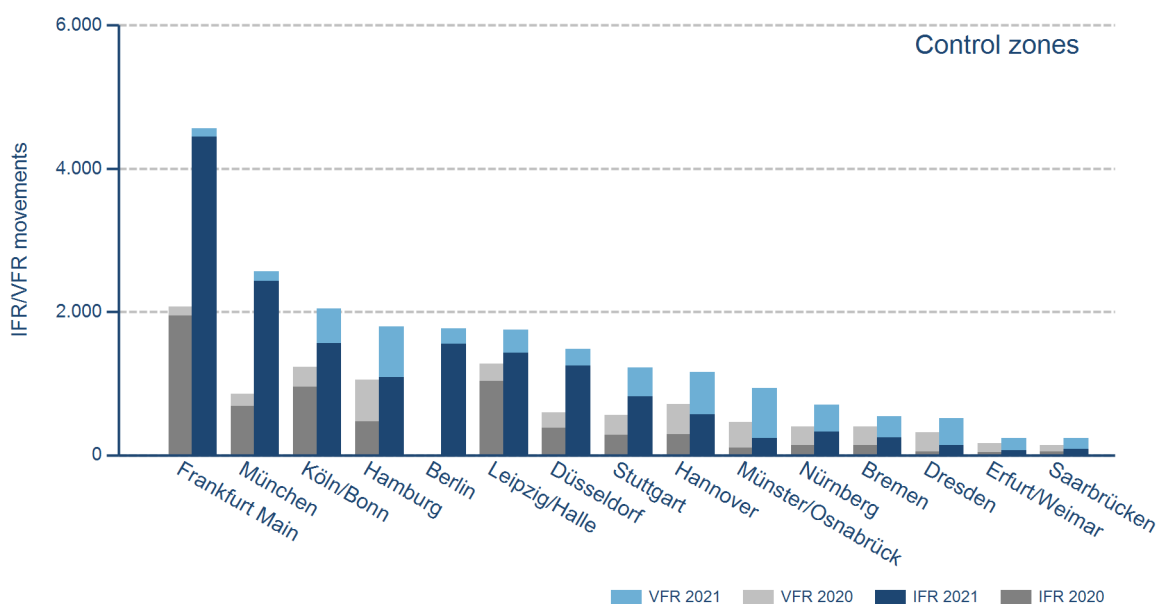
### IFR/VFR flights in control zones of DFS towers

IFR/VFR movements (entries, exits, overflights and domestics) at the different control zones of international DFS towers.

	Week 23	Trend	Week 1 - 23	Trend
Berlin	1.770	N/A	26.986	N/A
Bremen	546	38,2%	8.524	-23,0%
Dresden	511	62,7%	6.735	-20,4%
Düsseldorf	1.479	147,3%	20.676	-55,8%
Erfurt/Weimar	241	43,5%	3.612	4,5%
Frankfurt Main	4.558	120,0%	80.403	-30,2%
Hamburg	1.793	70,0%	25.522	-35,0%
Hannover	1.158	62,9%	17.442	-17,1%
Köln/Bonn	2.046	66,6%	34.675	-16,3%
Leipzig/Halle	1.755	37,4%	34.895	9,9%
München	2.567	OLC*	34.609	-59,7%
Münster/Osnabrück	939	104,1%	12.279	14,3%
Nürnberg	704	77,8%	10.529	-28,7%
Saarbrücken	236	69,8%	3.000	1,6%
Stuttgart	1.225	118,8%	20.135	-33,5%

Additional information:

Münster reported 550 glider movements for the current week, i.e. 3.808 glider movements for the cumulated year.



### IFR flights at regional German airports - in detail

IFR events (take-offs and landings) at the different regional towers in the Federal Republic of Germany with control zone and barely any PPR.

	2021	2020	Trend
<b>Week 23</b>	2.510	1.484	69,1%
<b>Cumulated Weeks</b>	38.190	39.936	-4,4%

	Week 23	Trend	Week 1 - 23	Trend
EDAH Heringsdorf	20	100,0%	188	-23,0%
EDBC Magdeburg/Cochstedt	0	N/A	0	N/A
EDFH Frankfurt-Hahn	223	43,9%	4.174	-10,6%
EDFM Mannheim City	117	37,6%	1.899	8,0%
EDHL Lübeck-Blankensee	60	22,4%	1.215	81,9%
EDJA Memmingen	204	121,7%	2.869	-17,2%
EDLN Mönchengladbach	216	105,7%	3.545	55,1%
EDLP Paderborn/Lippstadt	175	OLC*	2.033	-10,6%
EDLV Niederrhein	85	OLC*	705	-45,9%
EDLW Dortmund	422	OLC*	4.899	-15,4%
EDMA Augsburg	185	26,7%	3.158	41,7%
EDNY Friedrichshafen	74	48,0%	1.205	-47,0%
EDOP Schwerin-Parchim	0	N/A	0	N/A
EDQM Hof-Plauen	33	-8,3%	513	10,8%
EDSB Karlsruhe/Baden-Baden	156	57,6%	2.820	-12,2%
EDTL Lahr	21	23,5%	530	37,7%
EDVE Braunschweig-Wolfsburg	129	55,4%	2.039	-11,6%
EDVK Kassel-Calden	90	20,0%	1.286	-11,0%
EDXW Sylt	148	-21,7%	1.797	43,2%
ETNL Laage	111	50,0%	2.363	-7,5%
ETSI Ingolstadt/Manching	41	-12,8%	952	-29,6%

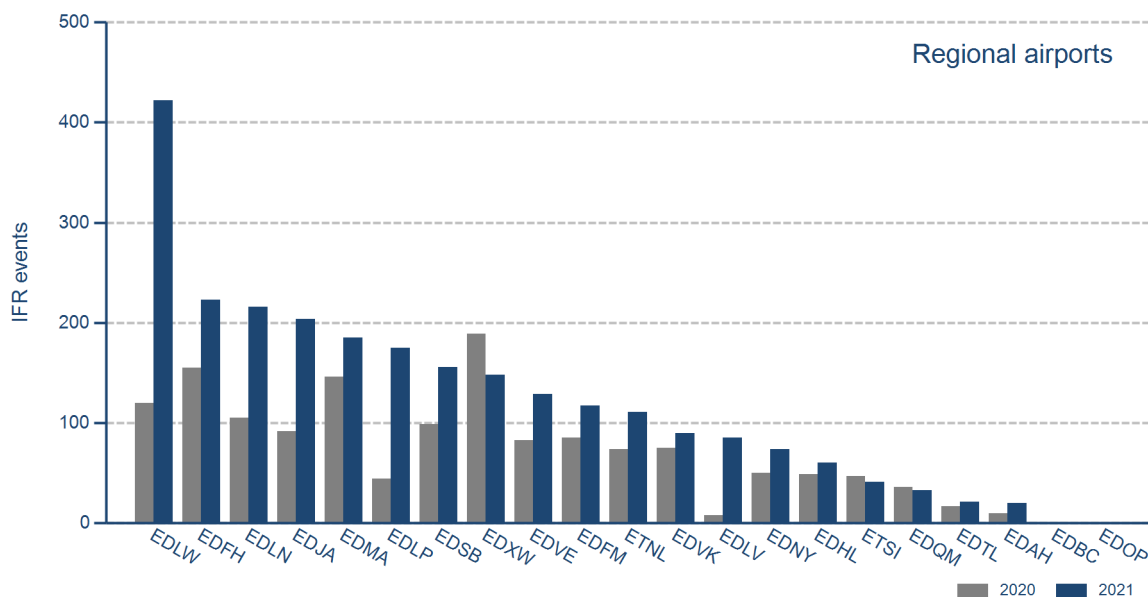
\*The value is of limited conclusiveness (OLC).

OLC: Trend > 200%

Please note: The airports Magdeburg-Cochstedt (EDBC) and Schwerin-Parchim (EDOP) are currently closed.

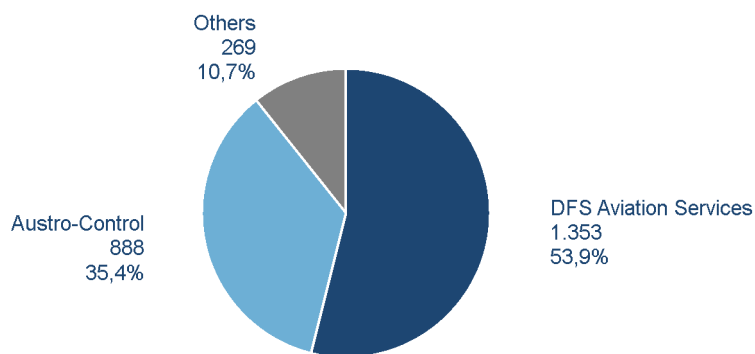
### IFR flights at regional German airports - in detail

IFR events (take-offs and landings) at the different regional towers in the Federal Republic of Germany with control zone and barely any PPR.



### IFR flights at regional German airports - air traffic service providers

Percentage of IFR events (take-offs and landings) at the regional towers in the Federal Republic of Germany differentiated between DFS Aviation Services, Austro Control and other providers.



- DFS Aviation Services: Dortmund (EDLW), Friedrichshafen (EDNY), Karlsruhe/Baden-Baden (EDSB), Lahr (EDTL), Magdeburg/Cochstedt (EDBC), Memmingen (EDJA), Mönchengladbach (EDLN), Niederrhein (EDLV), Paderborn/Lippstadt (EDLP)
- Austro Control: Augsburg (EDMA), Braunschweig-Wolfsburg (EDVE), Frankfurt-Hahn (EDFH), Heringsdorf (EDAH), Hof-Plauen (EDQM), Kassel-Calden (EDVK), Lübeck-Blankensee (EDHL), Schwerin-Parchim (EDOP), Sylt (EDXW)
- Others: Ingolstadt/Manching (ETSI), Laage (ETNL), Mannheim City (EDFM)



## ATFM Arrival Delay

(Data Source: NM statistics, DFS LIZ)

ATFM Arrival Delay with reference to the relevant airport, in minutes per IFR arrival.

*ATFM Arrival Delay:*

*sum of all arrival ATFM delay divided by the sum of all inbound flights for the particular traffic volume*

Airports		ATC Delay [min/arrival]	non ATC Delay [min/arrival]	
	All Airports	0	0,0706	
EDDK	Köln/Bonn	0	0,5306	
EDDP	Leipzig/Halle	0	0,2141	

Please note: The ATFM delay data are provided by NM statistics. Due to internal distribution of the ATFM delay, data are modified by OX/OP. The inbound flight information is based on LIZ statistics.

All Airports means all international German airports: Berlin-Brandenburg (EDDB), Bremen (EDDW), Dresden (EDDC), Düsseldorf (EDDL), Erfurt/Weimar (EDDE), Frankfurt/Main (EDDF), Hamburg (EDDH), Hannover (EDDV), Köln/Bonn (EDDK), Leipzig/Halle (EDDP), München (EDDM), Münster/Osnabrück (EDDG), Nürnberg (EDDN), Saarbrücken (EDDR), Stuttgart (EDDS)