



LIZ Bulletin

DFS Situation and Information Centre

Week 21

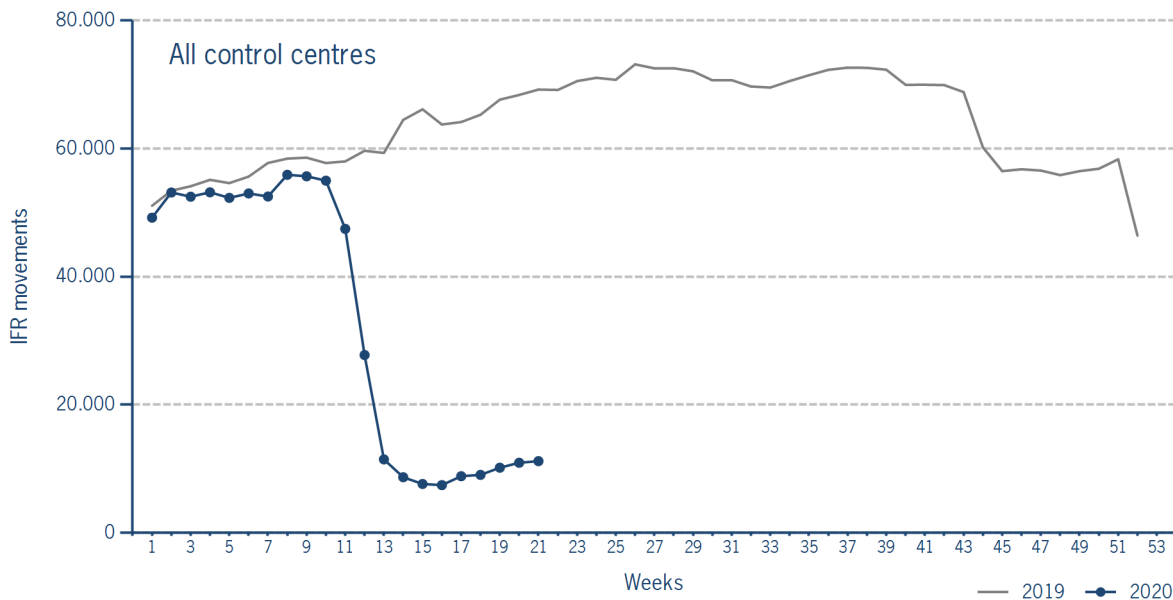
18 MAY 2020 - 24 MAY 2020

Version 26.05.2020

IFR flights in the Federal Republic of Germany

IFR movements (entries, exits, overflights and domestics) in all control sectors with a German designator.

	2020	2019	Trend
Week 21	11.176	69.224	-83,9%
Cumulated Weeks	692.890	1.262.546	-45,1%

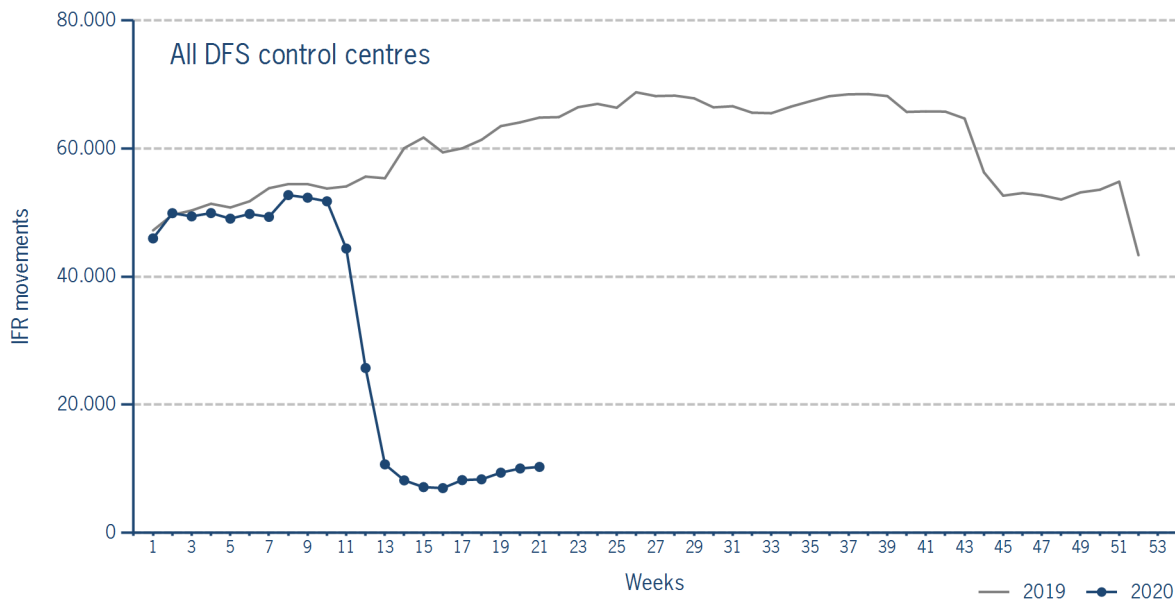


Please note: This count covers the traffic in the area build by all control sectors with a German designator („ED“), regardless of the service provider, including civil and military traffic in sectors controlled by DFS and Maastricht UAC (Maastricht-Hannover sectors). The area counted is composed of modular control sectors designed for ATC purposes with partly cross border structures and is therefore not identical to the political border of the Federal Republic of Germany or the national Flight Information Region (FIR).

IFR flights controlled by DFS

IFR movements (entries, exits, overflights and domestics) in control sectors controlled by DFS.

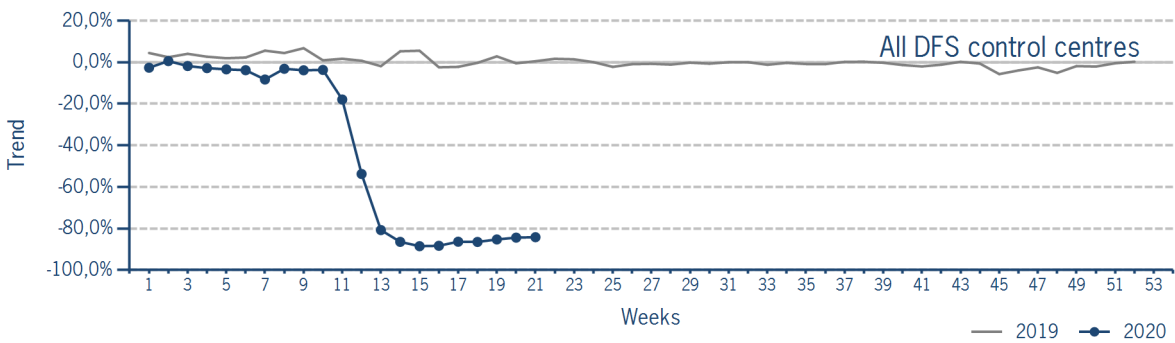
	2020	2019	Trend
Week 21	10.276	64.847	-84,2%
Cumulated Weeks	649.525	1.177.809	-44,9%



Please note: This count covers the traffic in the area build by control sectors of DFS control centres, including civil and military traffic. Traffic in Maastricht UAC (Maastricht-Hannover sectors) is not counted.

IFR flights controlled by DFS - trend

Trend in the number of IFR movements (entries, exits, overflights and domestics) in control sectors controlled by DFS.

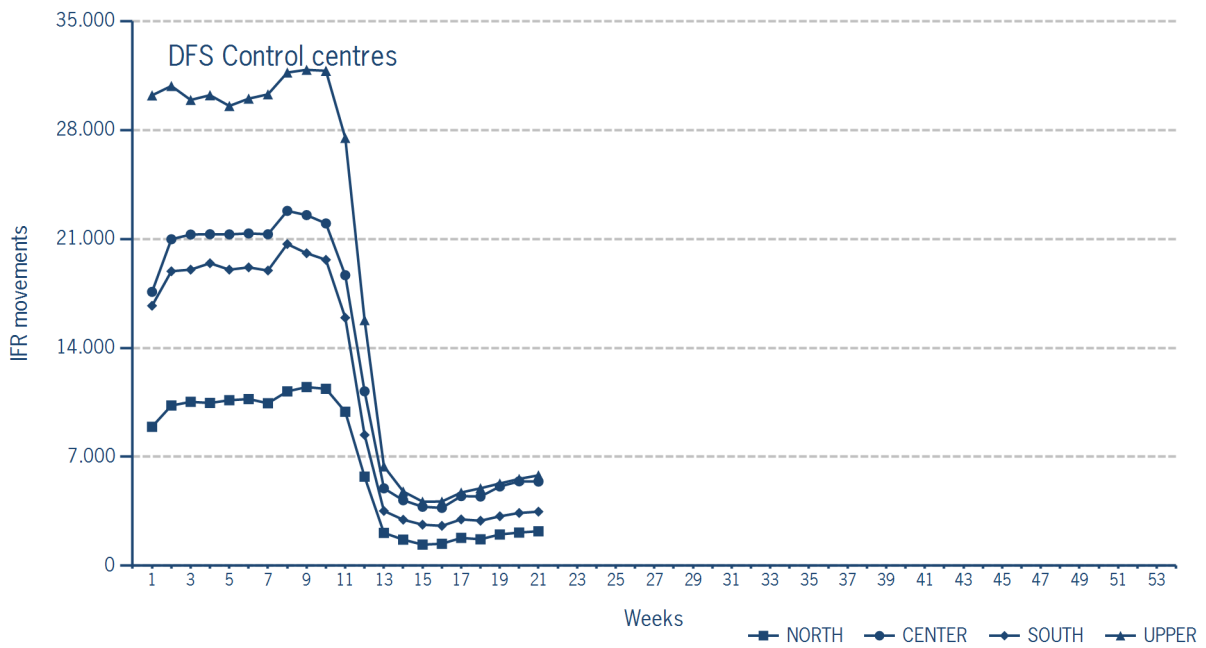


IFR flights controlled by DFS - in detail

IFR movements (entries, exits, overflights and domestics) controlled by DFS at the different control centres.

	NORTH	CENTER	SOUTH	UPPER
Week 21	2.217	5.409	3.476	5.814
Trend	-84,1%	-80,5%	-85,7%	-83,8%
Cumulated Weeks	138.104	283.904	243.657	395.561
Trend	-46,7%	-44,1%	-45,9%	-43,3%

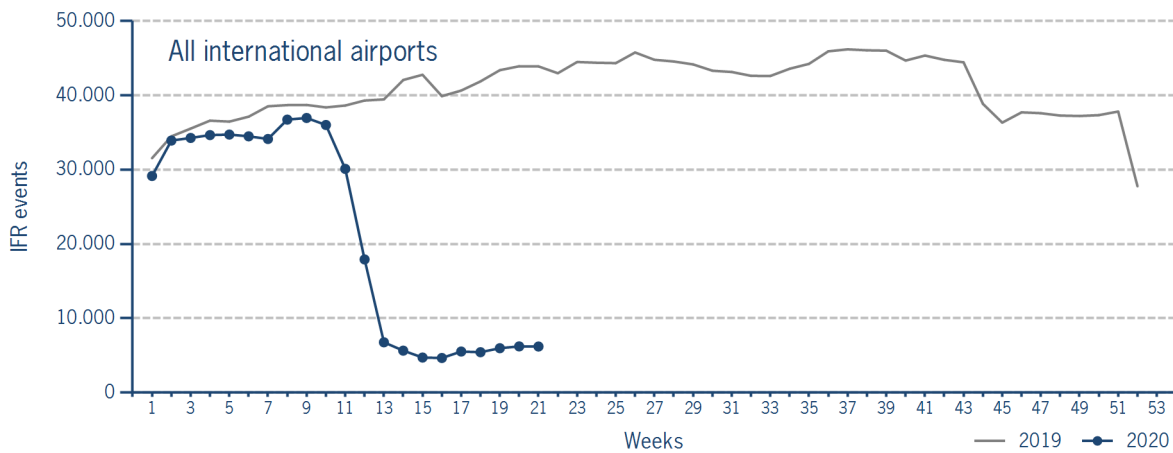
Please note: The trend numbers compare counts of the airspaces in their current configuration to the count of the same airspace in 2019.



IFR flights at international German airports

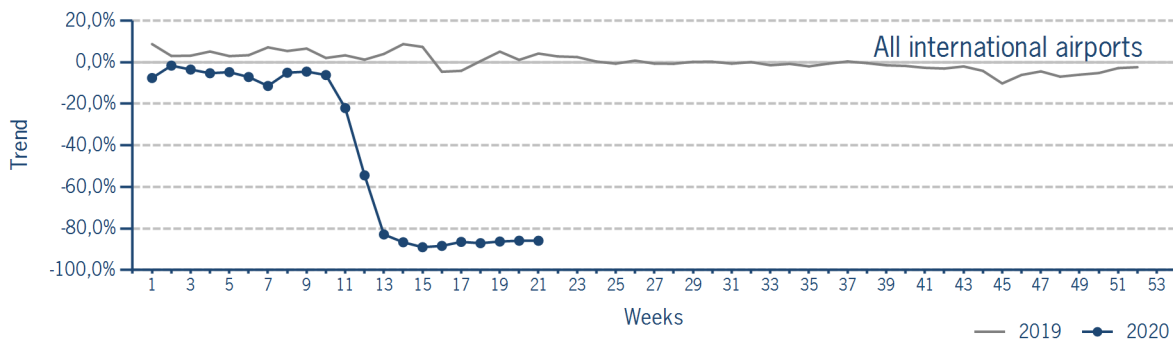
IFR events (take-offs and landings) at the international DFS towers in the Federal Republic of Germany.

	2020	2019	Trend
Week 21	6.202	43.898	-85,9%
Cumulated Weeks	444.218	821.892	-46,0%



IFR flights at international German airports - trend

Trend in the number of IFR events (take-offs and landings) at the international DFS towers in the Federal Republic of Germany.



IFR flights at international German airports - airport category

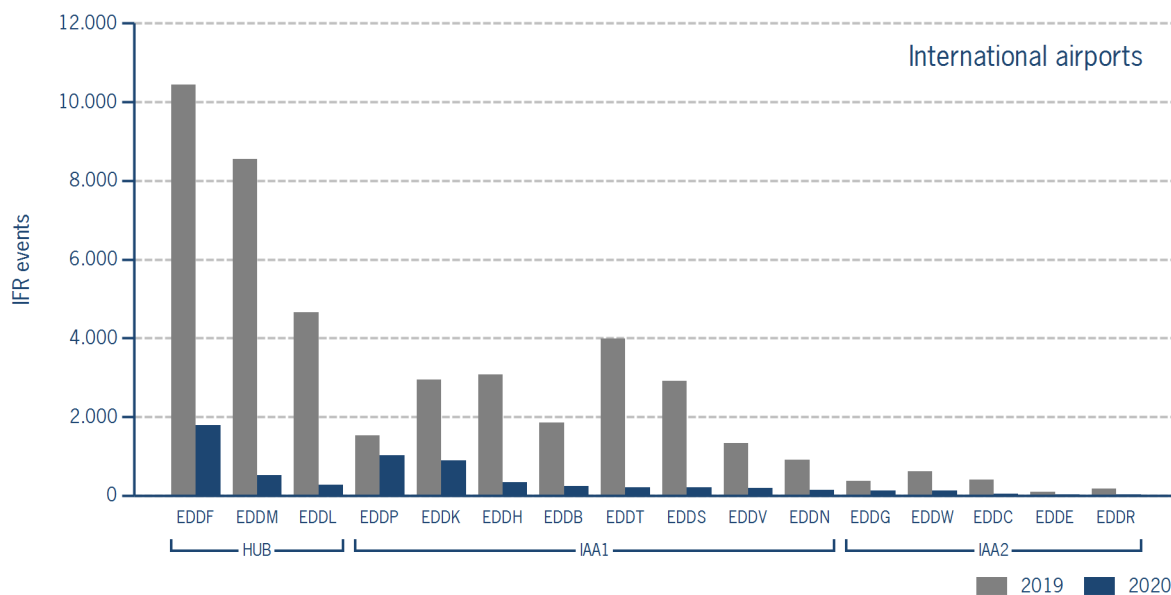
IFR events (take-offs and landings) at the international DFS towers in the Federal Republic of Germany differentiated by Hub Gateways (HUB), International Access Airports 1 (IAA1) and International Access Airports 2 (IAA2).

	HUB	IAA1	IAA2
Week 21	2.589	3.260	353
Trend	-89,1%	-82,4%	-78,9%
Cumulated Weeks	234.427	191.757	18.034
Trend	-47,7%	-44,2%	-40,2%

IFR flights at international German airports - in detail

IFR events (take-offs and landings) at the different international DFS towers in the Federal Republic of Germany.

		Week 21	Trend	Week 1 - 21	Trend
HUB					
EDDF	Frankfurt/Main	1.790	-82,9%	109.337	-45,3%
EDDL	Düsseldorf	279	-94,0%	42.946	-50,7%
EDDM	München	520	-93,9%	82.144	-49,2%
IAA1					
EDDB	Berlin-Schönefeld	240	-87,1%	18.599	-48,8%
EDDH	Hamburg	344	-88,8%	29.466	-49,1%
EDDK	Köln/Bonn	889	-69,9%	34.217	-34,0%
EDDN	Nürnberg	149	-83,7%	10.339	-42,8%
EDDP	Leipzig/Halle	1.026	-32,8%	24.822	-15,2%
EDDS	Stuttgart	204	-93,0%	24.660	-50,2%
EDDT	Berlin-Tegel	210	-94,7%	36.948	-52,1%
EDDV	Hannover	198	-85,2%	12.706	-45,6%
IAA2					
EDDC	Dresden	47	-88,5%	4.301	-44,9%
EDDE	Erfurt/Weimar	33	-65,6%	1.270	-23,5%
EDDG	Münster/Osnabrück	128	-65,7%	4.274	-37,2%
EDDR	Saarbrücken	25	-85,8%	1.548	-41,7%
EDDW	Bremen	120	-80,5%	6.641	-40,9%



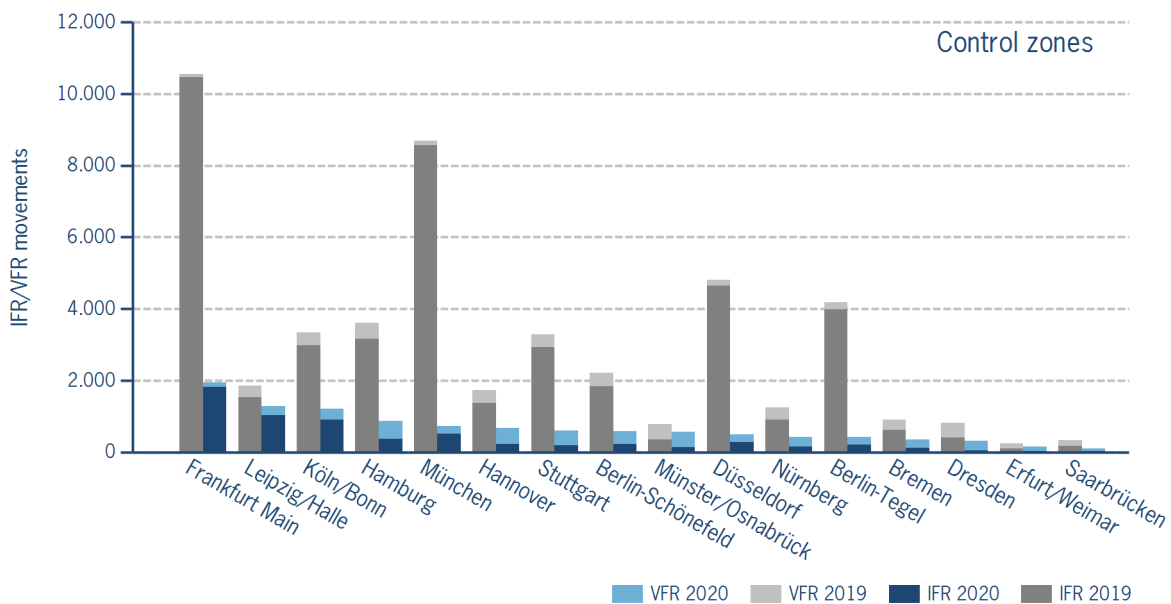
IFR/VFR flights in control zones of DFS towers

IFR/VFR movements (entries, exits, overflights and domestics) at the different control zones of international DFS towers.

	Week 21	Trend	Week 1 - 21	Trend
Berlin-Schönefeld	583	-73,6%	23.419	-44,0%
Berlin-Tegel	420	-90,0%	40.095	-50,0%
Bremen	354	-60,6%	10.188	-36,0%
Dresden	307	-62,6%	7.818	-38,3%
Düsseldorf	493	-89,7%	45.625	-49,0%
Erfurt/Weimar	150	-39,3%	3.122	-25,0%
Frankfurt Main	1.948	-81,5%	111.189	-44,9%
Hamburg	866	-76,0%	37.214	-44,6%
Hannover	664	-61,6%	19.531	-37,1%
Köln/Bonn	1.218	-63,6%	38.831	-32,1%
Leipzig/Halle	1.281	-30,6%	29.149	-15,2%
München	733	-91,6%	84.220	-48,6%
Münster/Osnabrück	567	-26,8%	9.614	-28,4%
Nürnberg	422	-65,9%	13.916	-40,1%
Saarbrücken	95	-71,9%	2.702	-36,3%
Stuttgart	604	-81,7%	29.122	-47,2%

Additional information:

Münster reported 292 glider movements for the current week, i.e. 544 glider movements for the cumulated year.



IFR flights at regional German airports - in detail

IFR events (take-offs and landings) at the different regional towers in the Federal Republic of Germany with control zone and barely any PPR.

	2020	2019	Trend
Week 21	1.361	3.451	-60,6%
Cumulated Weeks	36.814	62.777	-41,4%

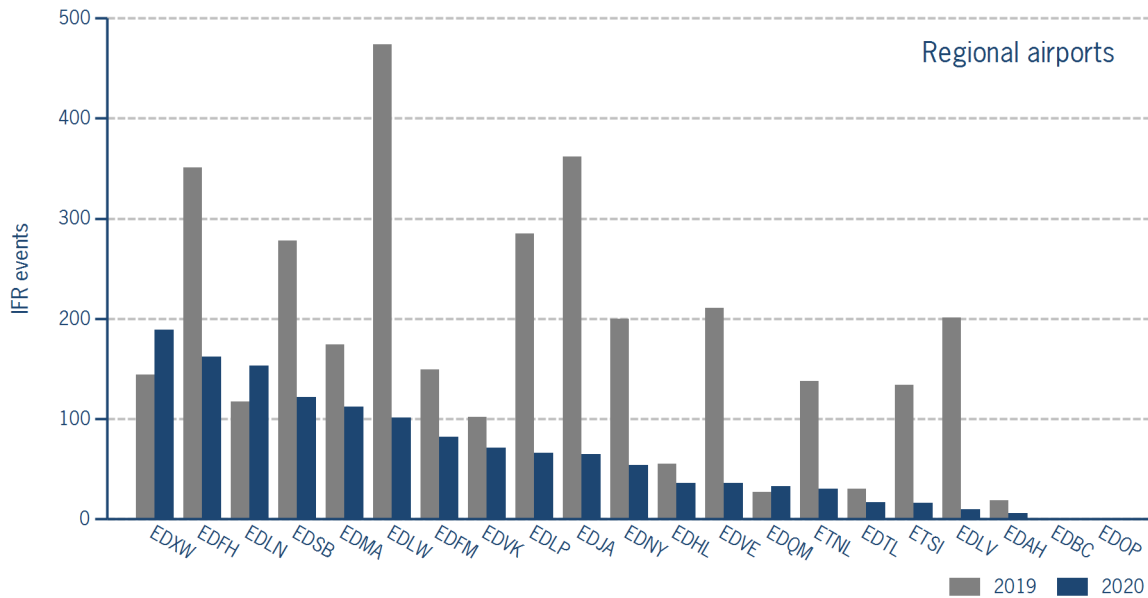
	Week 21	Trend	Week 1 - 21	Trend
EDAH Heringsdorf	6	-68,4%	222	-15,9%
EDBC Magdeburg/Cochstedt	0	N/A	0	-100,0%
EDFH Frankfurt-Hahn	162	-53,8%	4.325	-35,9%
EDFM Mannheim City	82	-45,0%	1.593	-41,4%
EDHL Lübeck-Blankensee	36	-34,5%	590	-48,6%
EDJA Memmingen	65	-82,0%	3.268	-45,1%
EDLN Mönchengladbach	153	30,8%	2.046	-17,0%
EDLP Paderborn/Lippstadt	66	-76,8%	2.162	-56,2%
EDLV Niederrhein	10	-95,0%	1.291	-63,2%
EDLW Dortmund	101	-78,7%	5.536	-39,1%
EDMA Augsburg	112	-35,6%	1.908	-29,3%
EDNY Friedrichshafen	54	-73,0%	2.176	-51,6%
EDOP Schwerin-Parchim	0	N/A	0	-100,0%
EDQM Hof-Plauen	33	22,2%	398	-30,9%
EDSB Karlsruhe/Baden-Baden	122	-56,1%	2.978	-33,3%
EDTL Lahr	17	-43,3%	346	-44,8%
EDVE Braunschweig-Wolfsburg	36	-82,9%	2.114	-44,8%
EDVK Kassel-Calden	71	-30,4%	1.282	-23,1%
EDXW Sylt	189	31,3%	892	-50,4%
ETNL Laage	30	-78,3%	2.411	-29,4%
ETSI Ingolstadt/Manching	16	-88,1%	1.276	-45,7%

*The value is of limited conclusiveness (OLC).

Please note: The airport Magdeburg-Cochstedt (EDBC) is currently closed and the airport Sylt (EDXW) is now assigned to Austro Control.

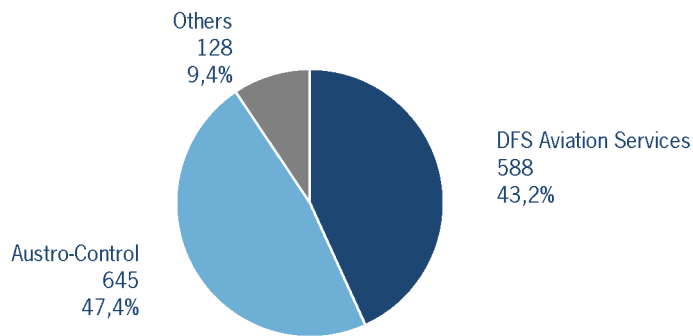
IFR flights at regional German airports - in detail

IFR events (take-offs and landings) at the different regional towers in the Federal Republic of Germany with control zone and barely any PPR.



IFR flights at regional German airports - air traffic service providers

Percentage of IFR events (take-offs and landings) at the regional towers in the Federal Republic of Germany differentiated between DFS Aviation Services, Austro Control and other providers.



- DFS Aviation Services: Dortmund (EDLW), Friedrichshafen (EDNY), Karlsruhe/Baden-Baden (EDSB), Lahr (EDTL), Magdeburg/Cochstedt (EDBC), Memmingen (EDJA), Mönchengladbach (EDLN), Niederrhein (EDLV), Paderborn/Lippstadt (EDLP)
- Austro Control: Augsburg (EDMA), Braunschweig-Wolfsburg (EDVE), Frankfurt-Hahn (EDFH), Heringsdorf (EDAH), Hof-Plauen (EDQM), Kassel-Calden (EDVK), Lübeck-Blankensee (EDHL), Schwerin-Parchim (EDOP), Sylt (EDXW)
- Others: Ingolstadt/Manching (ETSI), Laage (ETNL), Mannheim City (EDFM)

ATFM Arrival Delay

(Data Source: NM statistics, DFS LIZ)

ATFM Arrival Delay with reference to the relevant airport, in minutes per IFR arrival.

ATFM Arrival Delay:

sum of all arrival ATFM delay divided by the sum of all inbound flights for the particular traffic volume

No ATFM Delay

Please note: The ATFM delay data are provided by NM statistics. Due to internal distribution of the ATFM delay, data are modified by CC/FC and TWR/M. The inbound flight information is based on LIZ statistics.

All Airports means all international German airports: Berlin-Schönefeld (EDDB), Berlin-Tegel (EDDT), Bremen (EDDW), Dresden (EDDC), Düsseldorf (EDDL), Erfurt/Weimar (EDDE), Frankfurt/Main (EDDF), Hamburg (EDDH), Hannover (EDDV), Köln/Bonn (EDDK), Leipzig/Halle (EDDP), München (EDDM), Münster/Osnabrück (EDDG), Nürnberg (EDDN), Saarbrücken (EDDR), Stuttgart (EDDS)