



LIZ Bulletin

DFS Situation and Information Centre

Week 19

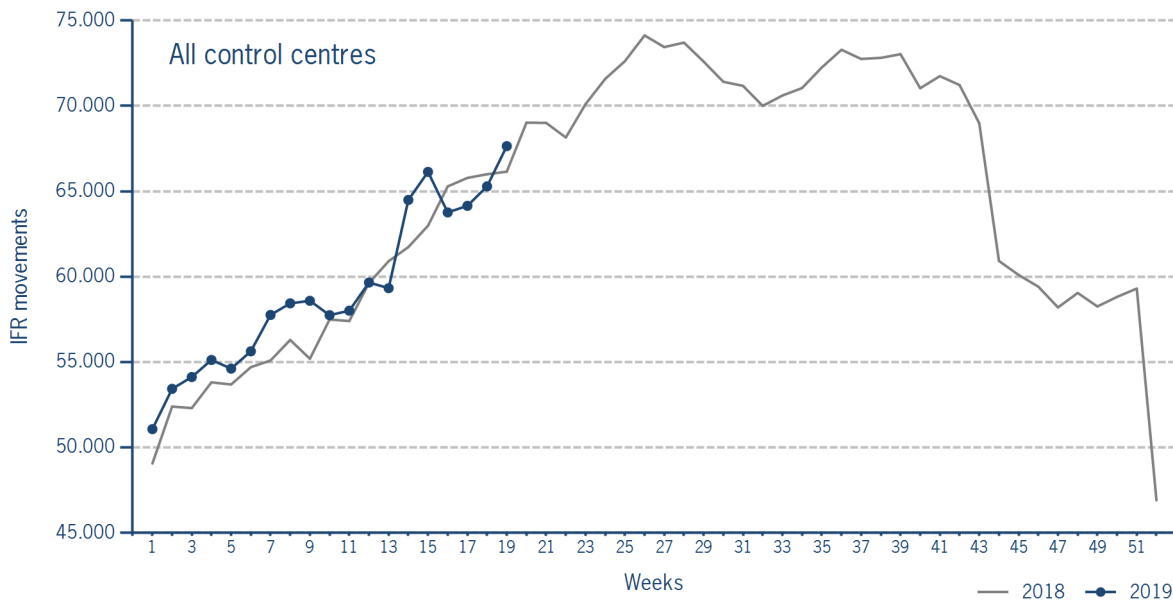
6 MAY 2019 - 12 MAY 2019

Version 15.05.2019

IFR flights in the Federal Republic of Germany

IFR movements (entries, exits, overflights and domestics) in all control sectors with a German designator.

	2019	2018	Trend
Week 19	67.644	66.149	2,3%
Cumulated Weeks	1.124.941	1.105.839	1,7%

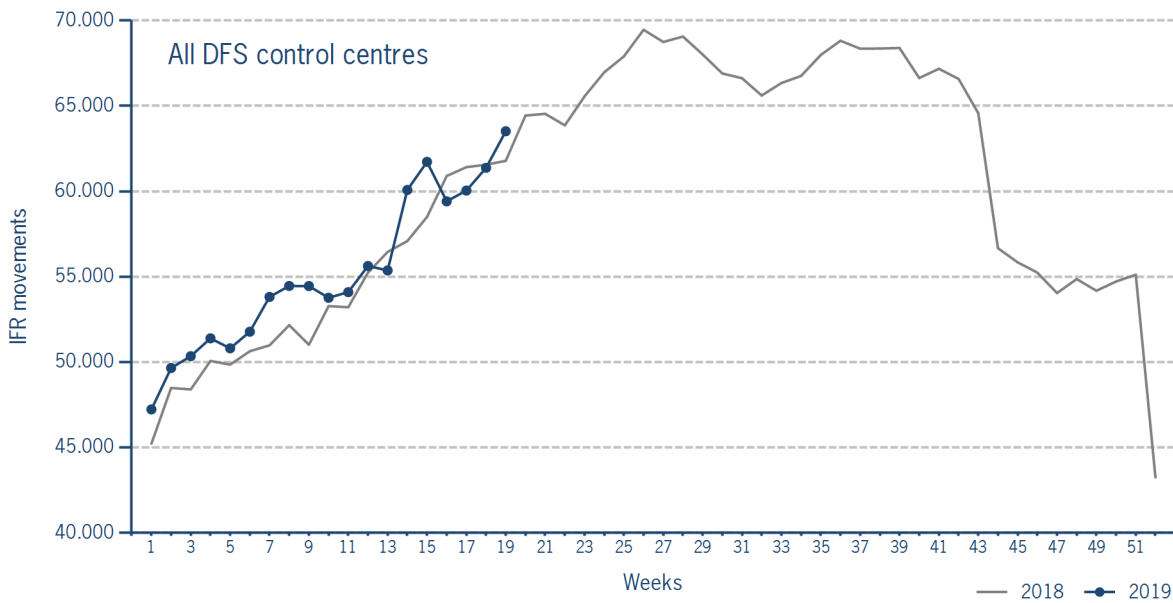


Please note: This count covers the traffic in the area build by all control sectors with a German designator („ED“), regardless of the service provider, including civil and military traffic in sectors controlled by DFS and Maastricht UAC (Maastricht-Hannover sectors). The area counted is composed of modular control sectors designed for ATC purposes with partly cross border structures and is therefore not identical to the political border of the Federal Republic of Germany or the national Flight Information Region (FIR).

IFR flights controlled by DFS

IFR movements (entries, exits, overflights and domestics) in control sectors controlled by DFS.

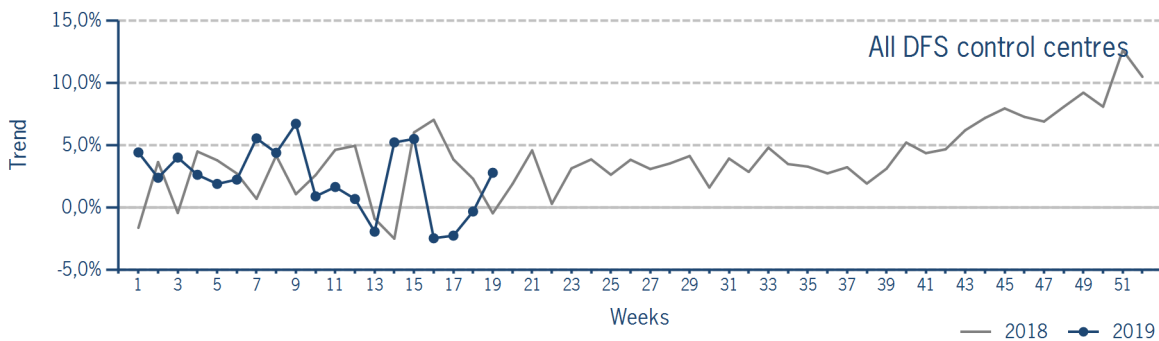
	2019	2018	Trend
Week 19	63.516	61.783	2,8%
Cumulated Weeks	1.048.862	1.026.160	2,2%



Please note: This count covers the traffic in the area build by control sectors of DFS control centres, including civil and military traffic. Traffic in Maastricht UAC (Maastricht-Hannover sectors) is not counted.

IFR flights controlled by DFS - trend

Trend in the number of IFR movements (entries, exits, overflights and domestics) in control sectors controlled by DFS.

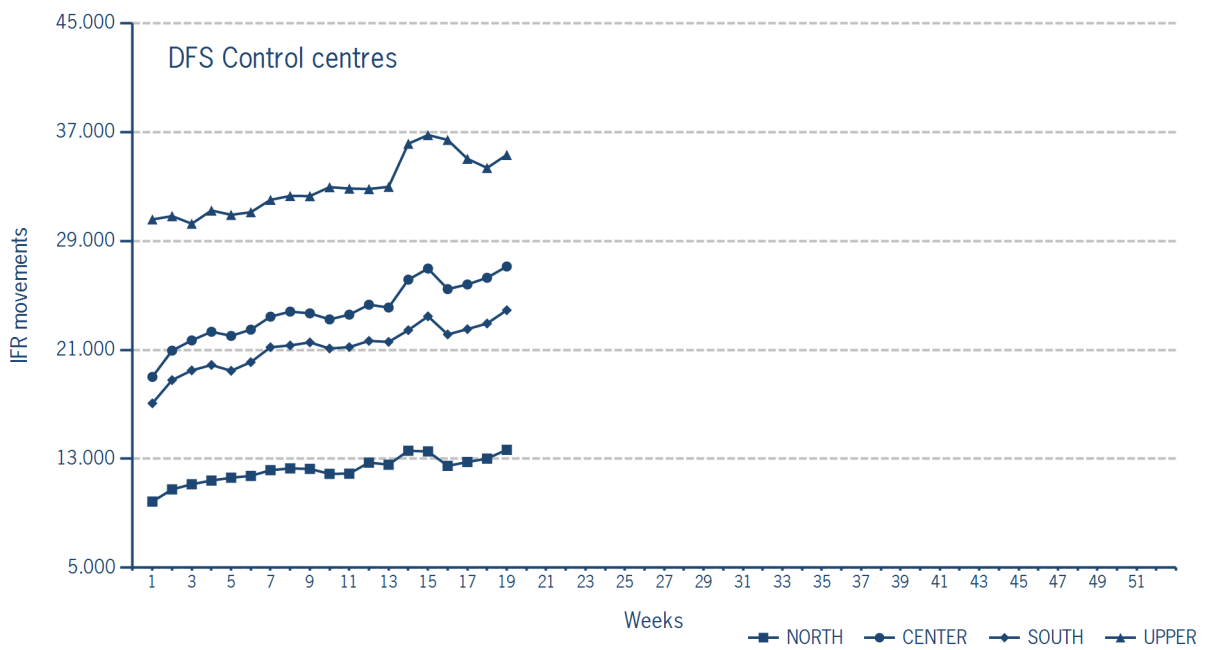


IFR flights controlled by DFS - in detail

IFR movements (entries, exits, overflights and domestics) controlled by DFS at the different control centres.

	NORTH	CENTER	SOUTH	UPPER
Week 19	13.667	27.128	23.917	35.326
Trend	4,4%	3,5%	4,6%	-6,8%
Cumulated Weeks	231.406	452.561	401.890	627.280
Trend	4,1%	1,8%	2,6%	-0,1%

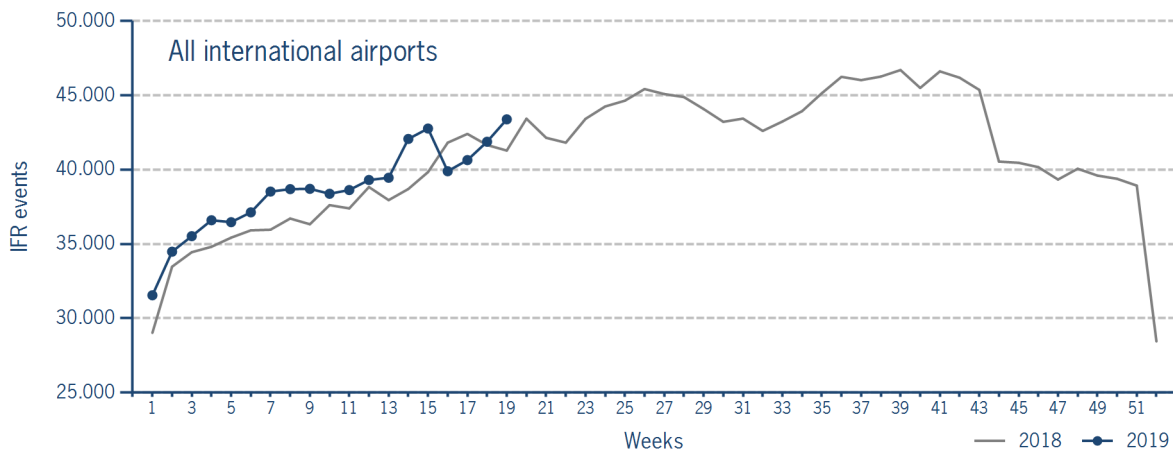
Please note: The trend numbers compare counts of the airspaces in their current configuration to the count of the same airspace in 2018.



IFR flights at international German airports

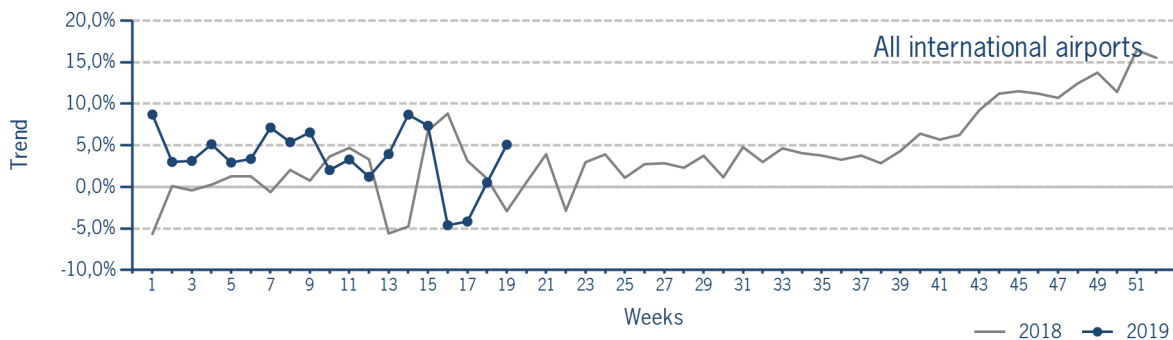
IFR events (take-offs and landings) at the international DFS towers in the Federal Republic of Germany.

	2019	2018	Trend
Week 19	43.386	41.286	5,1%
Cumulated Weeks	734.080	709.582	3,5%



IFR flights at international German airports - trend

Trend in the number of IFR events (take-offs and landings) at the international DFS towers in the Federal Republic of Germany.



IFR flights at international German airports - airport category

IFR events (take-offs and landings) at the international DFS towers in the Federal Republic of Germany differentiated by Hub Gateways (HUB), International Access Airports 1 (IAA1) and International Access Airports 2 (IAA2).

	HUB	IAA1	IAA2
Week 19	23.424	18.275	1.687
Trend	5,8%	5,1%	-3,9%
Cumulated Weeks	401.002	306.332	26.746
Trend	3,7%	3,8%	-3,9%

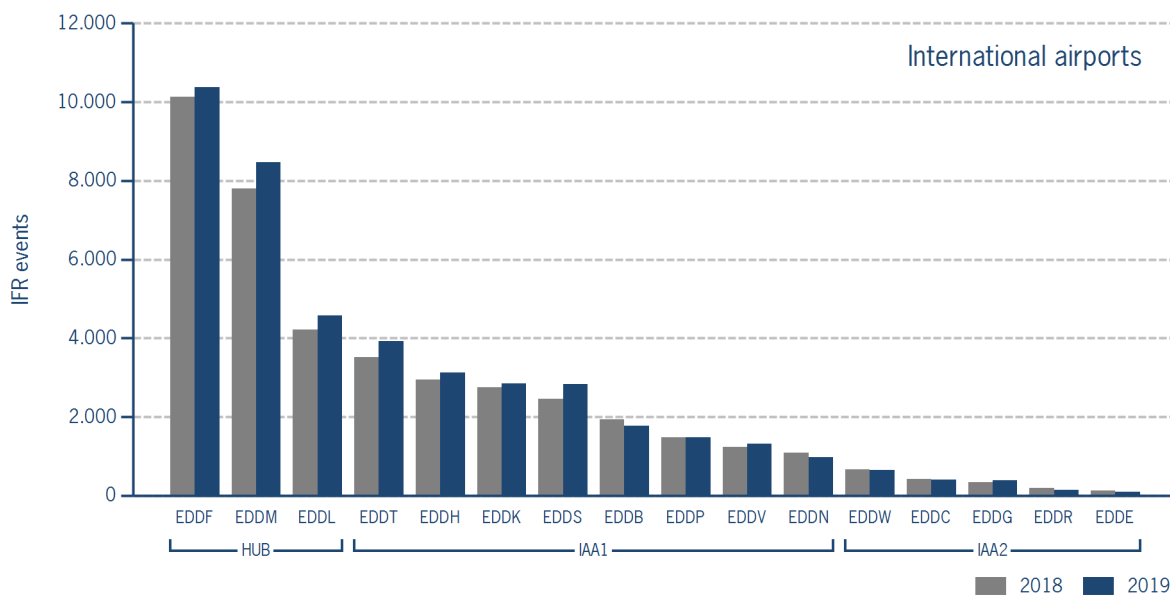
IFR flights at international German airports - in detail

IFR events (take-offs and landings) at the different international DFS towers in the Federal Republic of Germany.

		Week 19	Trend	Week 1 - 19	Trend
HUB					
EDDF	Frankfurt/Main	10.379	2,5%	178.798	2,1%
EDDL	Düsseldorf	4.571	8,4%	77.779	9,8%
EDDM	München	8.474	8,6%	144.425	2,7%

		Week 19	Trend	Week 1 - 19	Trend
IAA1					
EDDB	Berlin-Schönefeld	1.769	-8,4%	32.648	-7,2%
EDDH	Hamburg	3.130	6,2%	51.745	2,9%
EDDK	Köln/Bonn	2.854	3,6%	45.982	-1,1%
EDDN	Nürnberg	969	-10,7%	16.228	-7,1%
EDDP	Leipzig/Halle	1.476	0,1%	26.258	5,1%
EDDS	Stuttgart	2.837	15,7%	43.682	4,9%
EDDT	Berlin-Tegel	3.931	12,0%	69.125	18,5%
EDDV	Hannover	1.309	6,5%	20.664	0,0%

		Week 19	Trend	Week 1 - 19	Trend
IAA2					
EDDC	Dresden	403	-5,4%	6.979	-3,3%
EDDE	Erfurt/Weimar	97	-22,4%	1.445	-5,6%
EDDG	Münster/Osnabrück	395	13,8%	6.038	1,8%
EDDR	Saarbrücken	150	-21,5%	2.312	-20,8%
EDDW	Bremen	642	-3,6%	9.972	-2,4%



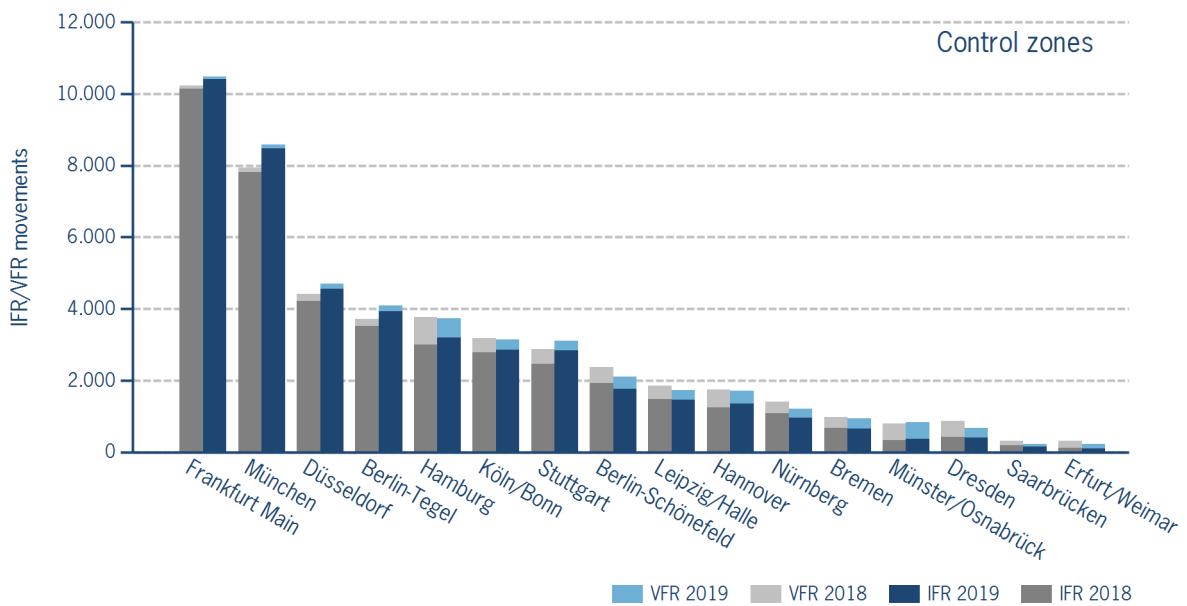
IFR/VFR flights in control zones of DFS towers

IFR/VFR movements (entries, exits, overflights and domestics) at the different control zones of international DFS towers.

	Week 19	Trend	Week 1 - 19	Trend
Berlin-Schönefeld	2.101	-11,4%	37.521	-6,6%
Berlin-Tegel	4.095	10,1%	71.860	16,8%
Bremen	945	-3,8%	14.047	-4,6%
Dresden	667	-23,4%	11.109	-6,0%
Düsseldorf	4.692	6,4%	79.978	8,9%
Erfurt/Weimar	228	-27,6%	3.641	-7,9%
Frankfurt Main	10.479	2,4%	180.592	2,2%
Hamburg	3.732	-0,9%	59.889	1,5%
Hannover	1.707	-1,8%	27.510	-1,4%
Köln/Bonn	3.140	-1,1%	50.615	-2,7%
Leipzig/Halle	1.734	-6,9%	30.746	1,9%
München	8.585	8,2%	146.435	2,6%
Münster/Osnabrück	825	4,3%	11.725	-6,0%
Nürnberg	1.215	-13,9%	20.747	-6,5%
Saarbrücken	231	-26,2%	3.608	-22,8%
Stuttgart	3.113	8,4%	48.620	2,8%

Additional information:

Münster reported 102 glider movements for the current week, i.e. 1.040 glider movements for the cumulated year.



IFR flights at regional German airports - in detail

IFR events (take-offs and landings) at the different regional towers in the Federal Republic of Germany with control zone and barely any PPR.

	2019	2018	Trend
Week 19	3.254	3.268	-0,4%
Cumulated Weeks	55.886	56.078	-0,3%

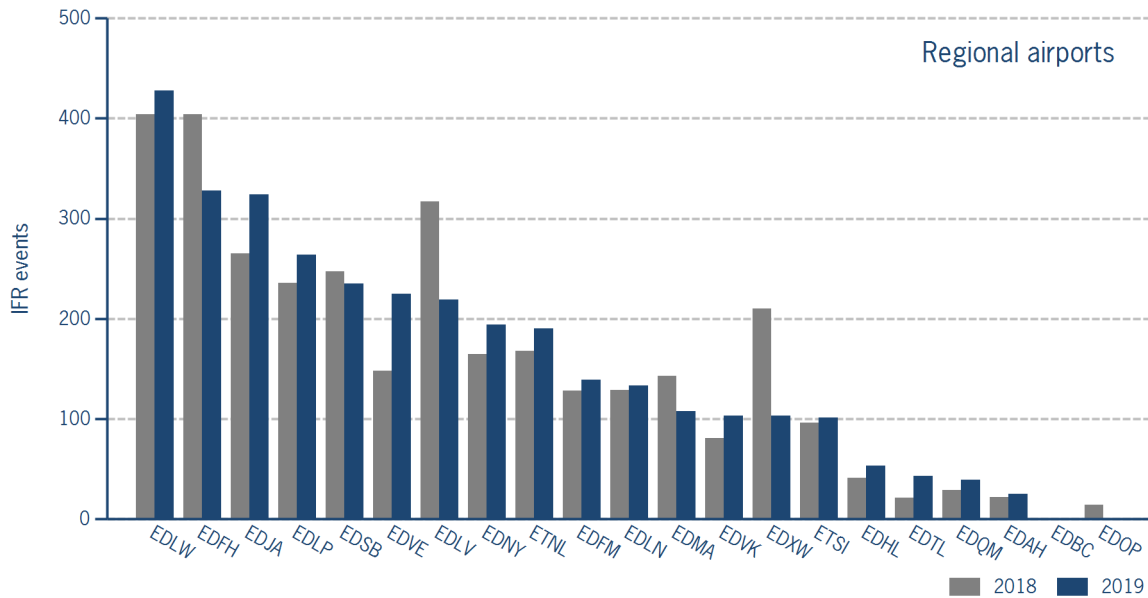
	Week 19	Trend	Week 1 - 19	Trend
EDAH Heringsdorf	25	13,6%	220	15,2%
EDBC Magdeburg/Cochstedt	0	N/A	1	0,0%
EDFH Frankfurt-Hahn	328	-18,8%	6.120	-14,3%
EDFM Mannheim City	139	8,6%	2.405	5,8%
EDHL Lübeck-Blankensee	53	29,3%	1.042	49,7%
EDJA Memmingen	324	22,3%	5.225	16,1%
EDLN Mönchengladbach	133	3,1%	2.223	-5,6%
EDLP Paderborn/Lippstadt	264	11,9%	4.315	4,1%
EDLV Niederrhein	219	-30,9%	3.090	-26,2%
EDLW Dortmund	428	5,9%	8.129	7,3%
EDMA Augsburg	108	-24,5%	2.353	-3,5%
EDNY Friedrichshafen	194	17,6%	4.106	9,5%
EDOP Schwerin-Parchim	0	-100,0%	24	-89,7%
EDQM Hof-Plauen	39	34,5%	509	16,5%
EDSB Karlsruhe/Baden-Baden	235	-4,9%	3.927	-0,7%
EDTL Lahr	43	104,8%	575	8,3%
EDVE Braunschweig-Wolfsburg	225	52,0%	3.422	-2,2%
EDVK Kassel-Calden	103	27,2%	1.445	-8,4%
EDXW Sylt	103	-51,0%	1.519	-1,6%
ETNL Laage	190	13,1%	3.159	3,5%
ETSI Ingolstadt/Manching	101	5,2%	2.077	4,1%

*The value is of limited conclusiveness (OLC).

Please note: The airport Magdeburg-Cochstedt (EDBC) is currently closed.

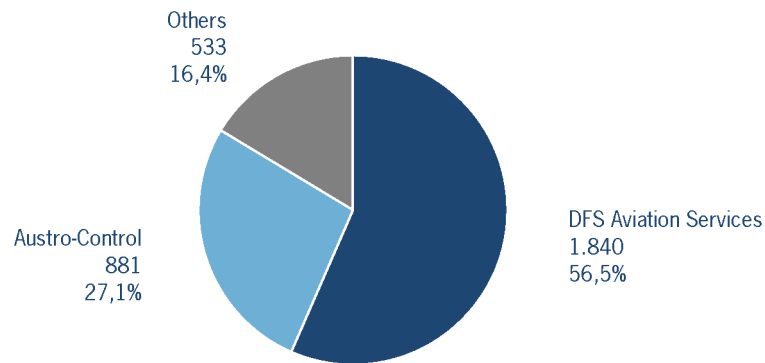
IFR flights at regional German airports - in detail

IFR events (take-offs and landings) at the different regional towers in the Federal Republic of Germany with control zone and barely any PPR.



IFR flights at regional German airports - air traffic service providers

Percentage of IFR events (take-offs and landings) at the regional towers in the Federal Republic of Germany differentiated between DFS Aviation Services, Austro Control and other providers.



- DFS Aviation Services: Dortmund (EDLW), Friedrichshafen (EDNY), Karlsruhe/Baden-Baden (EDSB), Lahr (EDTL), Magdeburg/Cochstedt (EDBC), Memmingen (EDJA), Mönchengladbach (EDLN), Niederrhein (EDLV), Paderborn/Lippstadt (EDLP)
- Austro Control: Augsburg (EDMA), Braunschweig-Wolfsburg (EDVE), Frankfurt-Hahn (EDFH), Heringsdorf (EDAH), Hof-Plauen (EDQM), Kassel-Calden (EDVK), Lübeck-Blankensee (EDHL), Schwerin-Parchim (EDOP)
- Others: Ingolstadt/Manching (ETSI), Laage (ETNL), Mannheim City (EDFM), Sylt (EDXW)

ATFM Arrival Delay

(Data Source: NM statistics, DFS LIZ)

ATFM Arrival Delay with reference to the relevant airport, in minutes per IFR arrival.

ATFM Arrival Delay:

sum of all arrival ATFM delay divided by the sum of all inbound flights for the particular traffic volume

Airports		ATC Delay [min/arrival]	non ATC Delay [min/arrival]	
	All Airports	0,0218	0,4867	
EDDH	Hamburg	0	4,8055	
EDDF	Frankfurt/Main	0,0887	0,4910	
EDDL	Düsseldorf	0	0,2211	
EDDW	Bremen	0,0401	0	

Please note: The ATFM delay data are provided by NM statistics. Due to internal distribution of the ATFM delay, data are modified by CC/FC and TWR/M. The inbound flight information is based on LIZ statistics.

All Airports means all international German airports: Berlin-Schönefeld (EDDB), Berlin-Tegel (EDDT), Bremen (EDDW), Dresden (EDDC), Düsseldorf (EDDL), Erfurt/Weimar (EDDE), Frankfurt/Main (EDDF), Hamburg (EDDH), Hannover (EDDV), Köln/Bonn (EDDK), Leipzig/Halle (EDDP), München (EDDM), Münster/Osnabrück (EDDG), Nürnberg (EDDN), Saarbrücken (EDDR), Stuttgart (EDDS)