



LIZ Bulletin

Week 17

DFS Situation and Information Centre

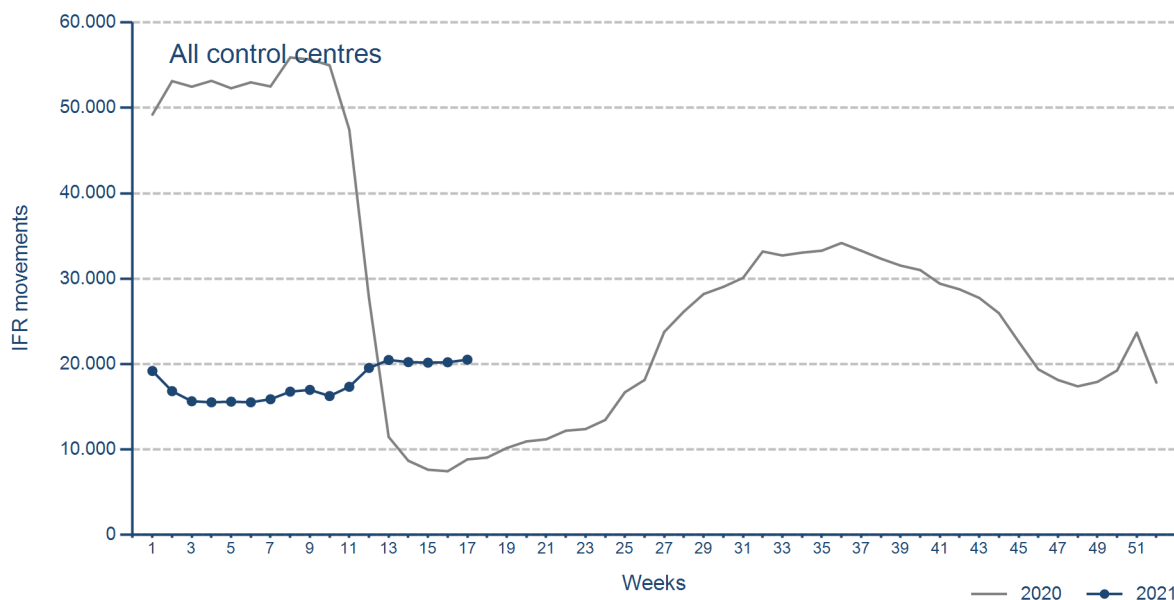
26 APR 2021 - 2 MAY 2021

Version 05.05.2021

IFR flights in the Federal Republic of Germany

IFR movements (entries, exits, overflights and domestics) in all control sectors with a German designator.

	2021	2020	Trend
Week 17	20.504	8.823	132,4%
Cumulated Weeks	302.504	651.599	-53,6%

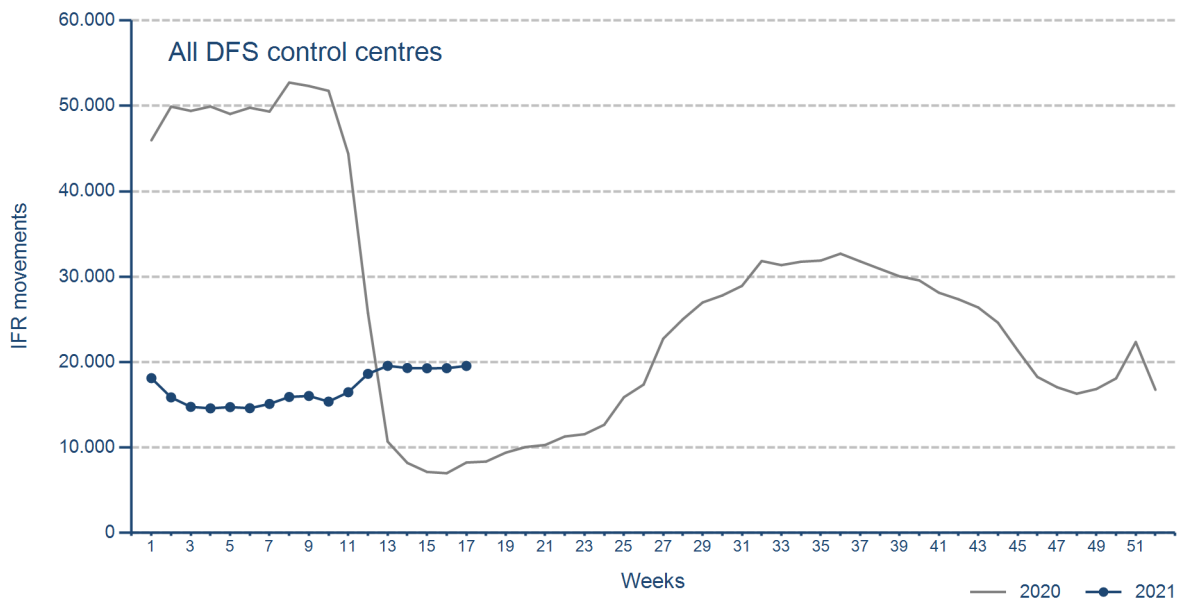


Please note: This count covers the traffic in the area built by all control sectors with a German designator („ED“), regardless of the service provider, including civil and military traffic in sectors controlled by DFS and Maastricht UAC (Maastricht-Hannover sectors). The area counted is composed of modular control sectors designed for ATC purposes with partly cross border structures and is therefore not identical to the political border of the Federal Republic of Germany or the national Flight Information Region (FIR).

IFR flights controlled by DFS

IFR movements (entries, exits, overflights and domestics) in control sectors controlled by DFS.

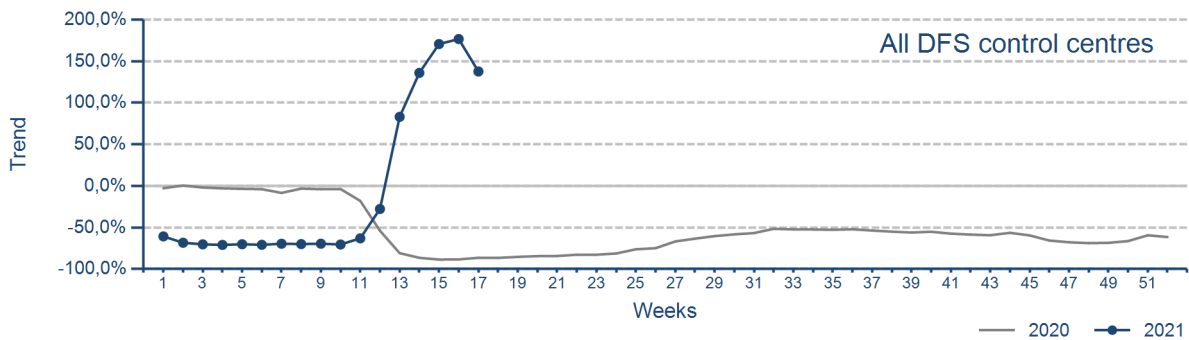
	2021	2020	Trend
Week 17	19.537	8.220	137,7%
Cumulated Weeks	286.923	611.504	-53,1%



Please note: This count covers the traffic in the area built by control sectors of DFS control centres, including civil and military traffic. Traffic in Maastricht UAC (Maastricht-Hannover sectors) is not counted.

IFR flights controlled by DFS - trend

Trend in the number of IFR movements (entries, exits, overflights and domestics) in control sectors controlled by DFS.

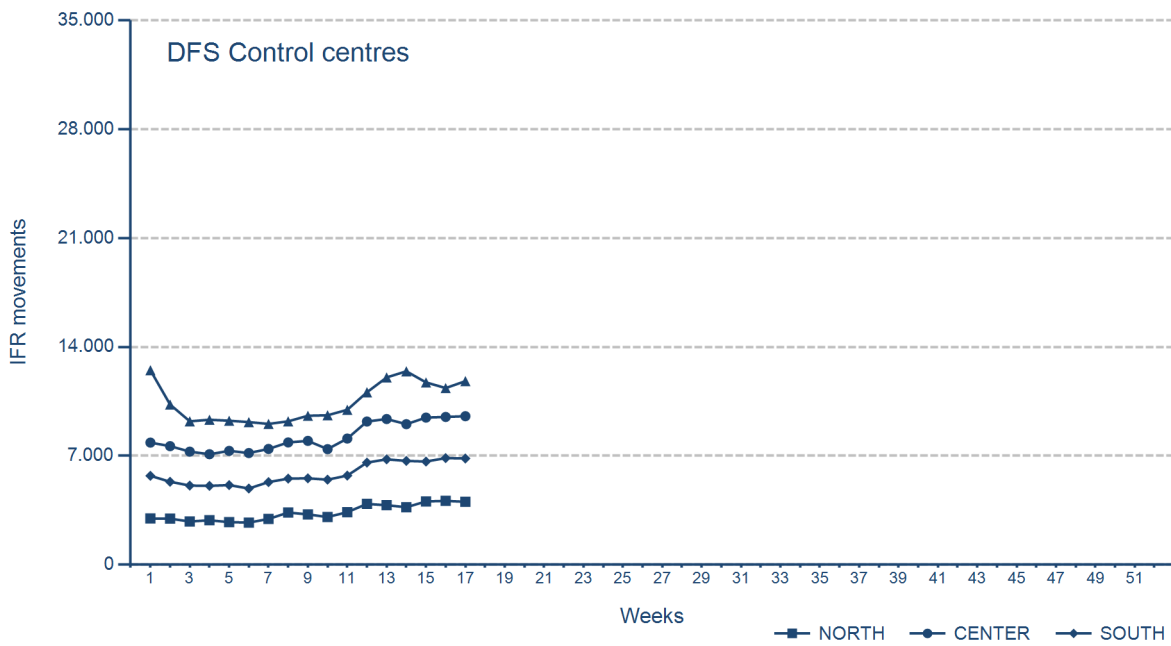


IFR flights controlled by DFS - in detail

IFR movements (entries, exits, overflights and domestics) controlled by DFS at the different control centres.

	NORTH	CENTER	SOUTH	UPPER
Week 17	4.046	9.547	6.828	11.800
Trend	126,5%	113,4%	129,1%	OLC*
Cumulated Weeks	56.647	139.263	99.162	177.603
Trend	-56,4%	-47,2%	-57,0%	-52,5%

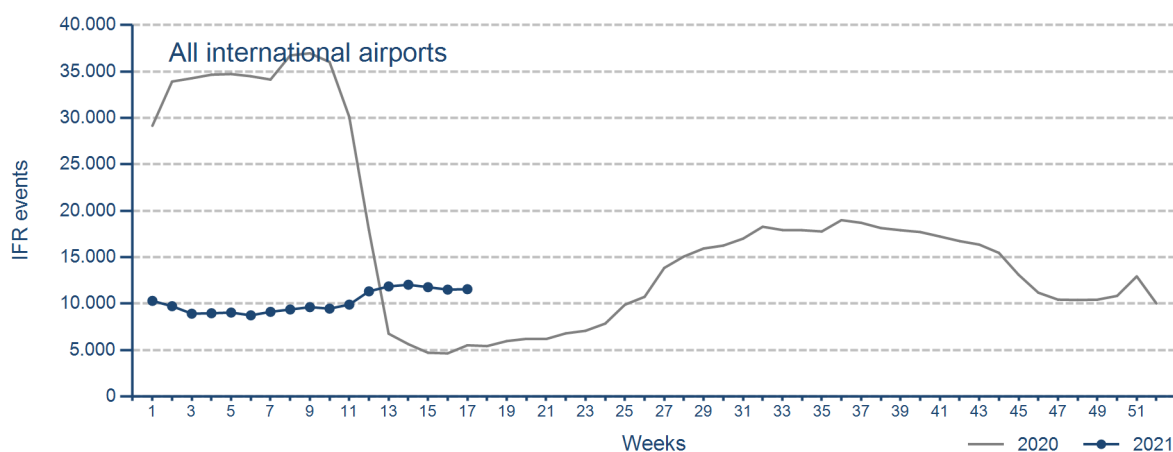
Please note: The trend numbers compare counts of the airspaces in their current configuration to the count of the same airspace in 2020.



IFR flights at international German airports

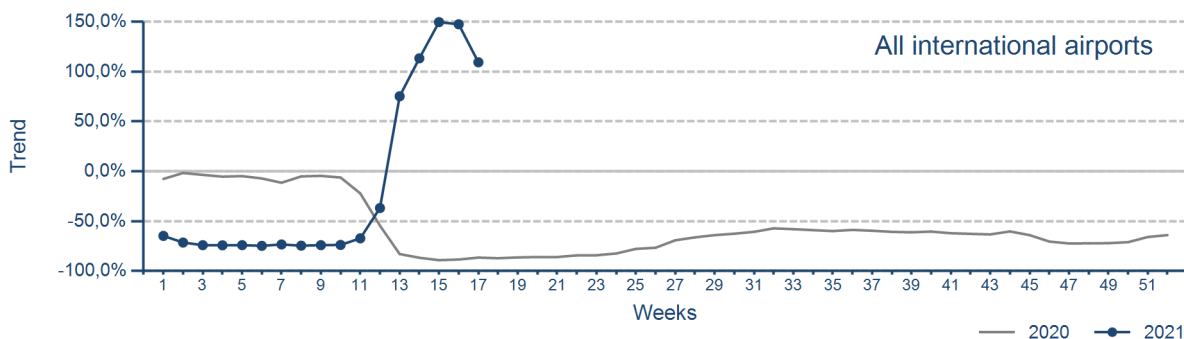
IFR events (take-offs and landings) at the international DFS towers in the Federal Republic of Germany.

	2021	2020	Trend
Week 17	11.563	5.526	109,2%
Cumulated Weeks	173.346	420.382	-58,8%



IFR flights at international German airports - trend

Trend in the number of IFR events (take-offs and landings) at the international DFS towers in the Federal Republic of Germany.



IFR flights at international German airports - airport category

IFR events (take-offs and landings) at the international DFS towers in the Federal Republic of Germany differentiated by Hub Gateways (HUB), International Access Airports 1 (IAA1) and International Access Airports 2 (IAA2).

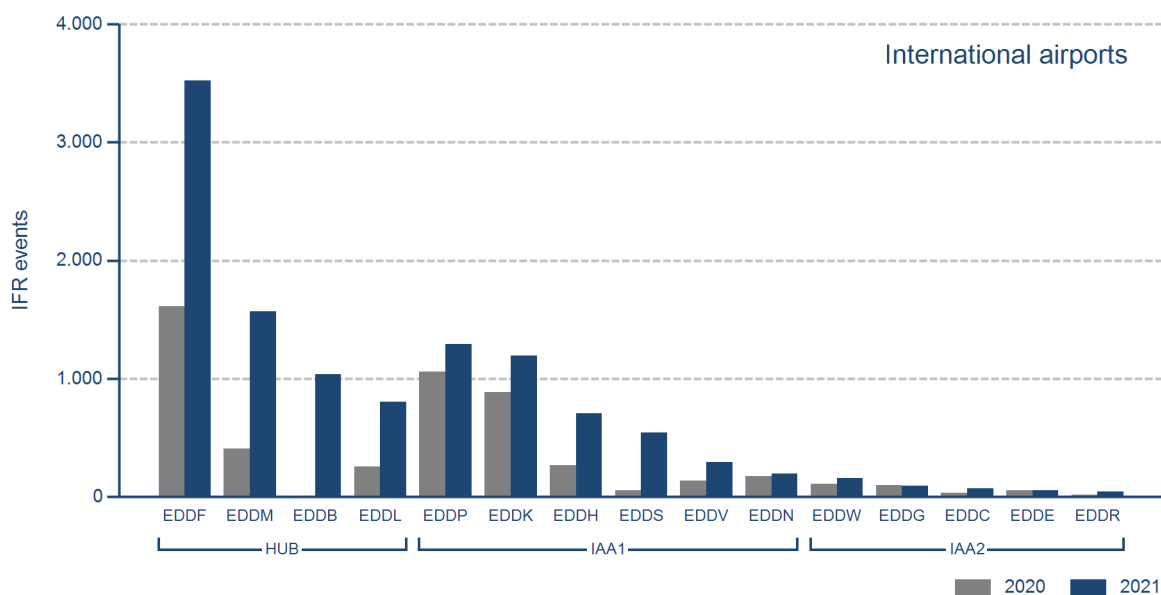
	HUB	IAA1	IAA2
Week 17	6.930	4.221	412
Trend*	OLC*	43,1%	34,6%
Cumulated Weeks	99.540	66.873	6.933
Trend*	-55,7%	-62,7%	-58,2%

*Please note: Berlin-Schönefeld used to be listed as IAA1. Berlin-Brandenburg is listed as a HUB.

IFR flights at international German airports - in detail

IFR events (take-offs and landings) at the different international DFS towers in the Federal Republic of Germany.

	Week 17	Trend	Week 1 - 17	Trend
HUB				
EDDB Berlin-Brandenburg	1.037	N/A	15.403	N/A
EDDF Frankfurt/Main	3.524	118,9%	53.323	-47,9%
EDDL Düsseldorf	803	OLC*	10.922	-73,9%
EDDM München	1.566	OLC*	19.892	-75,2%
IAA1				
EDDH Hamburg	705	OLC*	9.465	-66,5%
EDDK Köln/Bonn	1.192	35,1%	19.457	-36,7%
EDDN Nürnberg	197	15,2%	3.251	-66,6%
EDDP Leipzig/Halle	1.293	22,2%	21.343	3,2%
EDDS Stuttgart	542	OLC*	8.427	-64,9%
EDDV Hannover	292	114,7%	4.930	-58,8%
IAA2				
EDDC Dresden	67	109,4%	965	-76,6%
EDDE Erfurt/Weimar	51	-7,3%	856	-20,1%
EDDG Münster/Osnabrück	92	-6,1%	1.890	-49,7%
EDDR Saarbrücken	43	OLC*	678	-53,8%
EDDW Bremen	159	48,6%	2.544	-58,6%



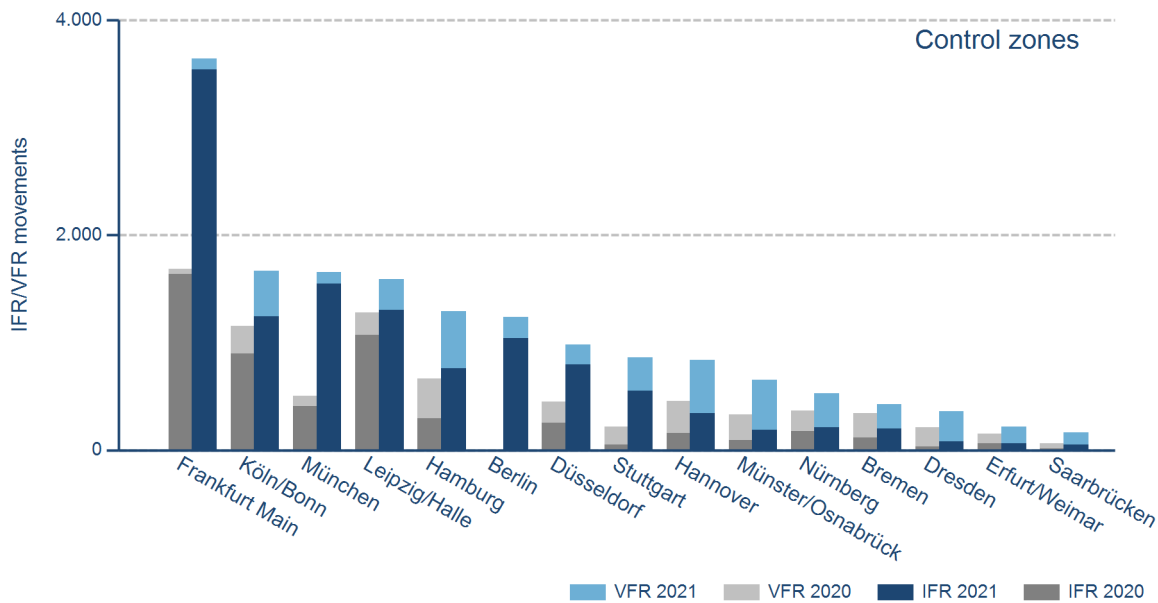
IFR/VFR flights in control zones of DFS towers

IFR/VFR movements (entries, exits, overflights and domestics) at the different control zones of international DFS towers.

	Week 17	Trend	Week 1 - 17	Trend
Berlin	1.236	N/A	17.974	N/A
Bremen	426	24,2%	5.811	-33,9%
Dresden	362	72,4%	4.029	-40,6%
Düsseldorf	980	118,8%	13.401	-69,4%
Erfurt/Weimar	219	44,1%	2.434	-2,5%
Frankfurt Main	3.641	116,2%	55.481	-46,5%
Hamburg	1.291	93,8%	16.617	-51,3%
Hannover	836	83,3%	11.711	-32,1%
Köln/Bonn	1.668	44,4%	24.541	-28,0%
Leipzig/Halle	1.588	23,8%	24.904	3,9%
München	1.655	OLC*	21.608	-73,6%
Münster/Osnabrück	655	97,3%	8.459	14,9%
Nürnberg	528	44,3%	6.980	-43,9%
Saarbrücken	162	OLC*	2.106	-12,7%
Stuttgart	865	OLC*	13.682	-50,1%

Additional information:

Münster reported 282 glider movements for the current week, i.e. 1.536 glider movements for the cumulated year.



IFR flights at regional German airports - in detail

IFR events (take-offs and landings) at the different regional towers in the Federal Republic of Germany with control zone and barely any PPR.

	2021	2020	Trend
Week 17	1.947	756	OLC*
Cumulated Weeks	25.753	32.406	-20,5%

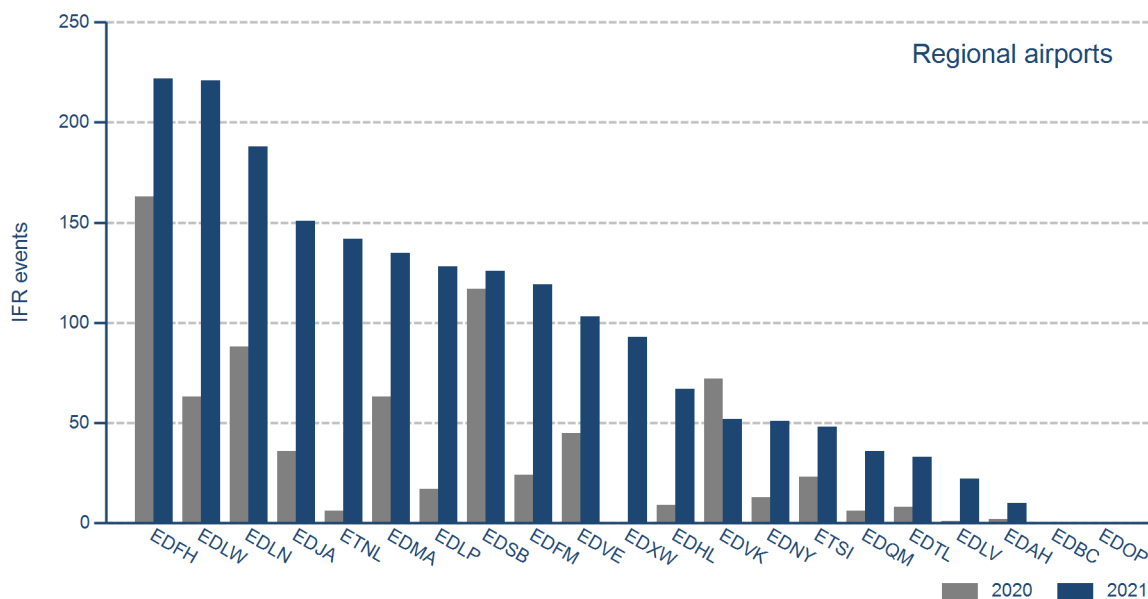
	Week 17	Trend	Week 1 - 17	Trend
EDAH Heringsdorf	10	OLC*	119	-42,0%
EDBC Magdeburg/Cochstedt	0	N/A	0	N/A
EDFH Frankfurt-Hahn	222	36,2%	2.959	-19,5%
EDFM Mannheim City	119	OLC*	1.296	-5,5%
EDHL Lübeck-Blankensee	67	OLC*	798	67,6%
EDJA Memmingen	151	OLC*	1.848	-41,0%
EDLN Mönchengladbach	188	113,6%	2.510	70,4%
EDLP Paderborn/Lippstadt	128	OLC*	1.415	-27,4%
EDLV Niederrhein	22	OLC*	322	-74,6%
EDLW Dortmund	221	OLC*	3.146	-39,0%
EDMA Augsburg	135	114,3%	2.185	36,7%
EDNY Friedrichshafen	51	OLC*	840	-58,0%
EDOP Schwerin-Parchim	0	N/A	0	N/A
EDQM Hof-Plauen	36	OLC*	317	4,6%
EDSB Karlsruhe/Baden-Baden	126	7,7%	2.063	-18,5%
EDTL Lahr	33	OLC*	391	40,1%
EDVE Braunschweig-Wolfsburg	103	128,9%	1.435	-25,5%
EDVK Kassel-Calden	52	-27,8%	885	-13,3%
EDXW Sylt	93	N/A	775	23,2%
ETNL Laage	142	OLC*	1.710	-23,3%
ETSI Ingolstadt/Manching	48	108,7%	739	-37,6%

*The value is of limited conclusiveness (OLC).

Please note: The airports Magdeburg-Cochstedt (EDBC) and Schwerin-Parchim (EDOP) are currently closed.

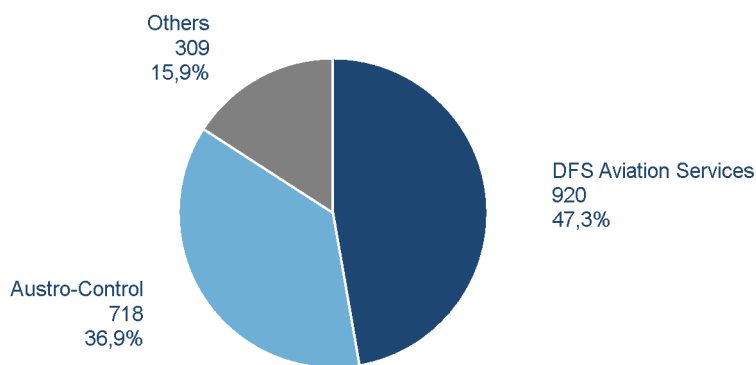
IFR flights at regional German airports - in detail

IFR events (take-offs and landings) at the different regional towers in the Federal Republic of Germany with control zone and barely any PPR.



IFR flights at regional German airports - air traffic service providers

Percentage of IFR events (take-offs and landings) at the regional towers in the Federal Republic of Germany differentiated between DFS Aviation Services, Austro Control and other providers.



- DFS Aviation Services: Dortmund (EDLW), Friedrichshafen (EDNY), Karlsruhe/Baden-Baden (EDSB), Lahr (EDTL), Magdeburg/Cochstedt (EDBC), Memmingen (EDJA), Mönchengladbach (EDLN), Niederrhein (EDLV), Paderborn/Lippstadt (EDLP)
- Austro Control: Augsburg (EDMA), Braunschweig-Wolfsburg (EDVE), Frankfurt-Hahn (EDFH), Heringsdorf (EDAH), Hof-Plauen (EDQM), Kassel-Calden (EDVK), Lübeck-Blankensee (EDHL), Schwerin-Parchim (EDOP), Sylt (EDXW)
- Others: Ingolstadt/Manching (ETSI), Laage (ETNL), Mannheim City (EDFM)




ATFM Arrival Delay

(Data Source: NM statistics, DFS LIZ)

ATFM Arrival Delay with reference to the relevant airport, in minutes per IFR arrival.

ATFM Arrival Delay:

sum of all arrival ATFM delay divided by the sum of all inbound flights for the particular traffic volume

Airports		ATC Delay [min/arrival]	non ATC Delay [min/arrival]	
	All Airports	0	0,1102	
EDDP	Leipzig/Halle	0	0,8814	
EDDK	Köln/Bonn	0	0,1085	

Please note: The ATFM delay data are provided by NM statistics. Due to internal distribution of the ATFM delay, data are modified by OX/OP. The inbound flight information is based on LIZ statistics.

All Airports means all international German airports: Berlin-Brandenburg (EDDB), Bremen (EDDW), Dresden (EDDC), Düsseldorf (EDDL), Erfurt/Weimar (EDDE), Frankfurt/Main (EDDF), Hamburg (EDDH), Hannover (EDDV), Köln/Bonn (EDDK), Leipzig/Halle (EDDP), München (EDDM), Münster/Osnabrück (EDDG), Nürnberg (EDDN), Saarbrücken (EDDR), Stuttgart (EDDS)